

IAR Embedded Workbench®

C-STAT® Static Analysis Guide



COPYRIGHT NOTICE

© 2015 IAR Systems AB and Goanna Software Pty Ltd.

No part of this document may be reproduced without the prior written consent of IAR Systems AB. The software described in this document is furnished under a license and may only be used or copied in accordance with the terms of such a license.

DISCLAIMER

The information in this document is subject to change without notice and does not represent a commitment on any part of IAR Systems. While the information contained herein is assumed to be accurate, IAR Systems assumes no responsibility for any errors or omissions.

In no event shall IAR Systems, its employees, its contractors, or the authors of this document be liable for special, direct, indirect, or consequential damage, losses, costs, charges, claims, demands, claim for lost profits, fees, or expenses of any nature or kind.

TRADEMARKS

IAR Systems, IAR Embedded Workbench, C-SPY, C-RUN, C-STAT, visualSTATE, Focus on Your Code, IAR KickStart Kit, IAR Experiment!, I-jet, I-jet Trace, I-scope, IAR Academy, IAR, and the logotype of IAR Systems are trademarks or registered trademarks owned by IAR Systems AB.

Microsoft and Windows are registered trademarks of Microsoft Corporation.

Adobe and Acrobat Reader are registered trademarks of Adobe Systems Incorporated.

All other product names are trademarks or registered trademarks of their respective owners.

EDITION NOTICE

Fourth edition: October 2015

Part number: CSTAT-4

Internal reference: M19, Hom7.2, Skutt2.11, IJOA, ISUD.

Contents

C-STAT for static analysis	5
Introduction to C-STAT and static analysis	5
Briefly about C-STAT and the coding rules	5
The checks and their documentation	6
Various ways to use C-STAT	8
Using C-STAT	8
Getting started analyzing using C-STAT	9
Generating an analysis report	12
Performing regression testing	13
Performing an analysis from the command line	14
Reference information on the graphical environment	16
Descriptions of compiler extensions for C-STAT	21
Descriptions of C-STAT options	23
Description of the C-STAT command line tools	30
The icstat tool	30
The ichecks tool	32
The ireport tool	32
C-STAT checks	35
Summary of checks	35
Descriptions of checks	72

C-STAT for static analysis

- Introduction to C-STAT and static analysis
- Using C-STAT
- Reference information on the graphical environment
- Descriptions of compiler extensions for C-STAT
- Descriptions of C-STAT options
- Description of the C-STAT command line tools

Introduction to C-STAT and static analysis

These topics are covered:

- *Briefly about C-STAT and the coding rules*, page 5
- *The checks and their documentation*, page 6
- *Various ways to use C-STAT*, page 8

BRIEFLY ABOUT C-STAT AND THE CODING RULES

C-STAT is a static analysis tool that tries to find deviations from specific *packages* of coding *rules*. The various packages are:

- Stdchecks
Contains checks for rules that come from CWE and CERT, as well as checks specific to C-STAT.
- MISRA C:2004
Contains checks for selected rules of the MISRA C:2004 standard. This standard identifies unsafe code constructs in the C89 standard.
- MISRA C++:2008
Contains checks for selected rules of the MISRA C++:2008 standard. This standard identifies unsafe code constructs in the 1998 C++ standard.
- MISRA C:2012
Contains checks for selected rules of the MISRA C:2012 standard. This standard identifies unsafe code constructs in the C99 and C89 standards.

Each MISRA C rule is either *mandatory*, *required*, or *advisory*. The checks for the mandatory and required rules are by default on, whereas the checks for the advisory rules are by default off. Each rule specifies an unsafe code construct. C-STAT tries to find deviations from a rule by performing one or more *checks* for the rule.

Note: Some checks compute summary information per file that can be used when analyzing other files. How this information is used depends on the order in which the files are analyzed. This means that the exact number of messages can differ, for example when running C-STAT in the IDE as opposed to using the command line tools.

Note: The analysis of a specific file is terminated after a time limit that you can specify. When the time limit has been reached, the analysis will continue with the next file.

THE CHECKS AND THEIR DOCUMENTATION

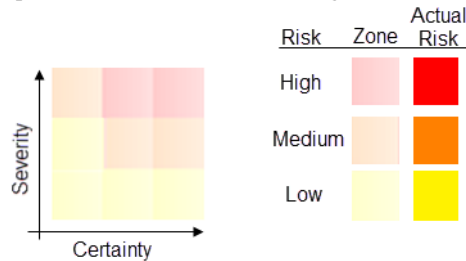
A check is a programmatic way of identifying deviations from a rule. Each check has a:

- *Tag*, a unique formal name which is used for referring to the check. For example, `ARR-inv-index-pos`.
- *Default activation*, which can be one of Yes or No.
- *Synopsis*, for example, `Array access may be out of bounds, depending on which path is executed`.
- *Severity level*, which can be Low, Medium, or High.

In addition, the documentation for each check provides information about any vulnerabilities it identifies and a description of the problems that can be caused by code that fails the check, such as memory leaks, undefined or unpredictable behavior, or program crashes. Usually, there are also two source code examples: one that illustrates code that fails the check and generates a message, and one that illustrates code that passes the check. For each check, there is also information about which rules in the different coding standards that the check corresponds to.

A grid shows the *severity* of the problems that code that does not conform to the rule (non-conformant code) can cause, and the level of *certainty* that the message reflects a true error in the source code. The grid is divided into three *zones*—indicated with pale

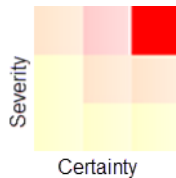
colors—that reflect the *risks* based on the severity and certainty. The *actual risk* for a specific check is indicated with a grid cell in strong color.



Here follow some example grids.

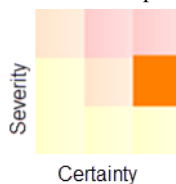
Example 1—high severity and high certainty = high risk

This grid shows a check with high severity and high certainty, which means that it very likely indicates a true bug. While all messages should be investigated, those with a high certainty are more likely to identify real problems in your source code.



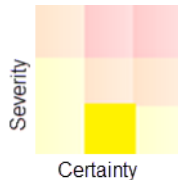
Example 2—medium severity and high certainty = medium risk

This grid shows a check with medium severity and high certainty. A medium severity indicates that, for the code that fails the check, there is a medium risk of causing serious errors in your application. A high certainty means that it is very likely that the message reflects a true positive.



Example 3—low severity and medium certainty = low risk

This grid shows a check with low severity and medium certainty, which indicates that the code probably is safe to use. That the check fails can be due to an offense in a macro, or programmers writing safe, but unusual code.



VARIOUS WAYS TO USE C-STAT

C-STAT is an integral part of the IAR Embedded Workbench IDE:

- You specify which packages of checks to perform in the **Select C-STAT Checks** dialog box.
- You perform a static analysis by choosing the appropriate commands from the **Project>C-STAT Static Analysis** menu.
- You can view the result of the performed analysis in the **C-STAT Messages** window.
- You can create a report in HTML format by choosing the appropriate commands from the **Project>C-STAT Static Analysis** menu.

C-STAT can also be used from the command line, which is useful if you build your project using a make file:

- `ichecks.exe`—use the `ichecks` tool to generate a *manifest file* that contains only the checks that you want to perform.
- `icstat.exe`—use the `icstat` tool to perform a C-STAT static analysis on a project, with the manifest file as input.
- `ireport.exe`—use the `ireport` tool to generate an HTML report of a previously performed analysis.

Finally, you can use C-STAT together with the IAR Command Line Build Utility (`iarbuild.exe`) for regression testing.

Using C-STAT

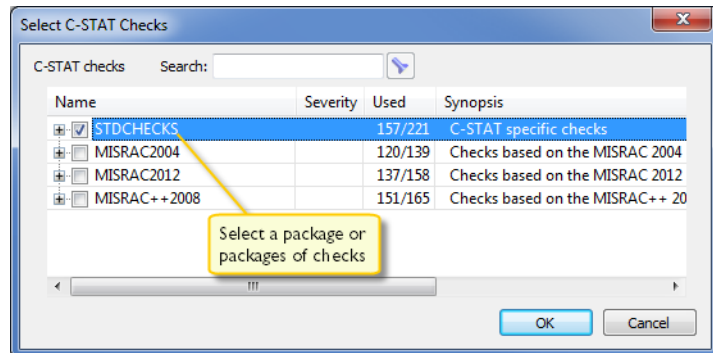
These tasks are covered:

- *Getting started analyzing using C-STAT*, page 9
- *Generating an analysis report*, page 12

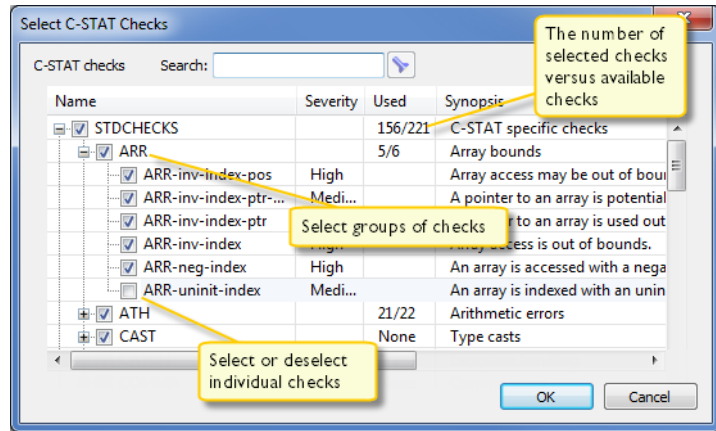
- *Performing regression testing*, page 13
- *Performing an analysis from the command line*, page 14

GETTING STARTED ANALYZING USING C-STAT

- 1 Before you perform a static analysis, make sure your project builds without errors. For information about how to build a project, see the *IDE Project Management and Building Guide*.
- 2 Choose **Project>Options** and select the **Static Analysis** category. On the **C-STAT Static Analysis** page, click **Select C-STAT Checks**.
- 3 In the **Select C-STAT Checks** dialog box, select the packages of checks you want to use. For example **STDCHECKS**.



- 4 For each package, select groups of checks or individual checks:



For information about a specific check, select it and press F1 to open the context-sensitive online help system.

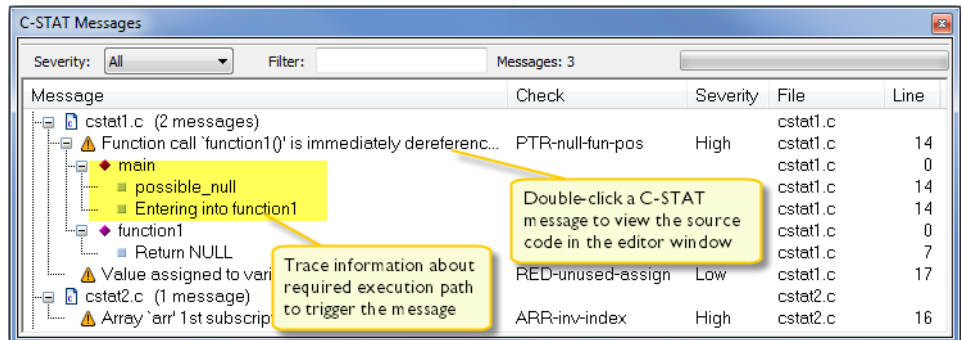
When you have made your settings, click **OK** and then **OK** again.

- 5 To perform an analysis, make sure the project is active and execute one of these steps:
- To analyze your project, select the project in the **Workspace** window and choose **Project>C-STAT Static Analysis>Analyze Project**.
 - To analyze one or more individual files, select the file(s) in the **Workspace** window and choose **Project>C-STAT Static Analysis>Analyze File(s)**.

Alternatively, use the corresponding commands on the context menu in the **Workspace** window instead.

Note: The next time you perform an analysis and if you have made changes to your source code since the previous analysis, you should first clean the database to avoid problems due to mixing old and new data in the database. Choose **Project>C-STAT Static Analysis>Clear Analysis Results**.

6 The result of the performed analysis is listed in the **C-STAT Messages** window.



For information about a specific check, select it and press F1 to open the context-sensitive online help system.

For reference information, see *C-STAT Messages window*, page 17.

Note: If there are any problems when analyzing, the **Build Log** window displays detailed information.

7 Double-click a C-STAT message to view the corresponding source code in the editor window:

```

11 int main()
12 {
13     char ch = 0;
14     ch += *function1();
15     ch += *function2();
16     ch += *function3();
17     ch += function5();
18     return 0;
19 }
20
RED-unused-assign: Value assigned to variable 'ch' is never used

```

Point at a message with the mouse pointer to get tooltip information about which check that caused the message.

8 Correct the error and click the next message in the **C-STAT Messages** window. Continue until all messages have been processed.

Note: C-STAT has a predefined macro, `__CSTAT__`, that you can use to explicitly include or exclude specific parts of source code from the analysis, see `__CSTAT__`, page 22. There are also specific C-STAT pragma directives that suppress one or more checks for selected source lines, see *Descriptions of compiler extensions for C-STAT*, page 21.

GENERATING AN ANALYSIS REPORT

1 Perform your analysis, see *Getting started analyzing using C-STAT*, page 9.

2 To generate your report:

- In the IDE, choose **Project>C-STAT Static Analysis** and choose either **Generate HTML Summary** or **Generate Full HTML Report** depending on which type of report you want to produce.

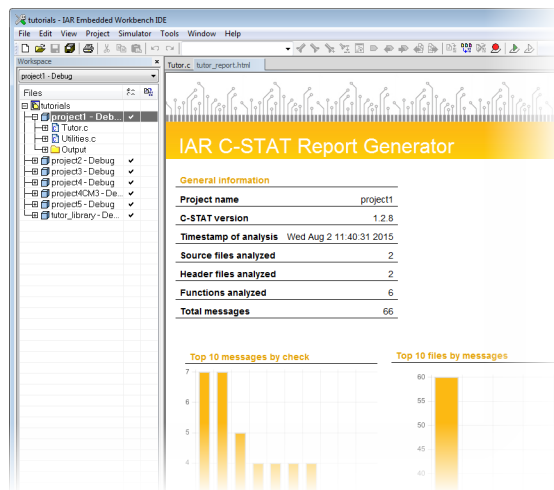
The report will be based on the latest performed analysis. If you have modified your source code files after the latest analysis, you might want to update the analysis before you generate the report.

- On the command line, specify your `ireport` options, for example like this:

```
ireport --db cstat.db --project project1 --output
tutor_report.html
```

This will generate a summary report named `tutor_report.html` from the database `cstat.db` with `project1` as an identifying name for the project. The report can be viewed in a web browser or in the IAR Embedded Workbench IDE.

3 This is an example of a summary report:



PERFORMING REGRESSION TESTING

Regression testing is a method for testing the whole or parts of your source code after you have modified it, to verify that no errors have been added as a result of the modifications.

- 1 After you have analyzed your project using C-STAT and possibly corrected some errors, it can be useful to perform regression testing using the IAR Command Line Build Utility (`iarbuild.exe`) located in the `common\bin` directory.

To clean the database from old errors, use a command line like this:

```
iarbuild.exe MyProject.ewp -cstat_clean Debug
```

To analyze all files in the project, use a command line like this:

```
iarbuild.exe MyProject.ewp -cstat_analyse Debug
```

- 2 C-STAT generates output information, for example:

```
Analyzing configuration: MyProject - Debug
Updating build tree...
```

```
Starting C-STAT analysis
```

```
Analysis completed. 164 message(s)
```

- 3 Compare the number of messages reported with the number of messages produced in previous builds. If the number has increased, new errors have been introduced as a result of earlier development.
- 4 In the IDE, open your project, perform the analysis, and locate the cause of the new message.

Alternatively, you can create an HTML report from the command line, for example like this:

```
ireport.exe --db cstat.db --project MyProject.ewp --full --output
MyProject.html
```

This creates a report in `MyProject.html`, see also *Generating an analysis report*, page 12.

- 5 Typically, you might want to repeat this process during nightly builds to continuously control that existing code is not affected by new code.

For more information about the IAR Command Line Build Utility, see the *IDE Project Management and Building Guide*.

PERFORMING AN ANALYSIS FROM THE COMMAND LINE

To use C-STAT to perform an analysis from the command line, you need:

- `ichecks.exe`—use the `ichecks` tool to generate a *manifest file* that contains only the checks that you want to perform.
- `icstat.exe`—use the `icstat` tool to perform a C-STAT static analysis on a project, with the manifest file as input.

For information about the checks, see *C-STAT checks*, page 35.

The input to `icstat` consists of:

- The source files for your application, with the compiler command lines.
- The linker command line for your application.
- A file that lists the enabled checks that will be performed (or more specifically, the *tags* for the checks). You create this file using the `ichecks` tool.
- A file where the deviations from the performed checks will be stored in a database.

For an example of how to perform a static analysis using C-STAT, follow these steps based on two example source code files `cstat1.c` and `ctat2.c`. You can find these files in the directory `target\src`.

To perform a static analysis using C-STAT:

- 1 Select which checks you want to perform by creating a manifest file using `ichecks`, for example like this:

```
ichecks --default stdchecks --output checks.ch
```

The `checks.ch` file lists all the checks that you have selected, in this case, all checks that are enabled by default for the `stdchecks` package (`--default`). The file will look like this:

```
ARR-inv-index-pos
ARR-inv-index-ptr-pos
...
```

To modify the file on check-level, you can manually add or delete checks from the file.

- 2 Make sure that your project builds without errors.

3 To analyze your application, specify your `icstat` commands. For example like this:

```
icstat --db a.db --checks checks.ch analyze -- iccxxxxx
compiler_opts cstat1.c
```

```
icstat --db a.db --checks checks.ch analyze -- iccxxxxx
compiler_opts cstat2.c
```

```
icstat --db a.db --checks checks.ch link_analyze -- ilinkxxxxx
linker_opts cstat1.o cstat2.o
```

Note: `xxxxxx` should be replaced with an identifier that is unique to your IAR Embedded Workbench product package. If your product package comes with the IAR XLINK Linker instead of the IAR ILINK Linker, `ilinkxxxxxx` should be `xlink` and the filename extension `o` should be `rxx`, where `xx` is a numeric part that identifies your product package.

In these example command lines, `--db` specifies a file where the resulting data base is stored, and the `--checks` option specifies the `checks.ch` manifest file. The commands will be executed serially.

Alternatively, if you have many source files to be analyzed and want to speed up the analysis, you can use the `command` command which means that you collect all your commands in a specific file. In this case, `icstat` will perform the analysis in parallel instead. The command line would then look like this:

```
icstat --db a.db --checks checks.ch command commands.txt
```

`commands.txt` contains:

```
analyze -- iccxxxxx compiler_opts cstat1.c
analyze -- iccxxxxx compiler_opts cstat2.c
link_analyze -- ilinkxxxxx linker_opts cstat1.o cstat2.o
```

See the note above regarding `ilinkxxxxxx` and the filename extensions.

Note: The next time you perform an analysis, you should first clean the database by using the `clear` command to avoid problems due to mixing old and new data in the database.

- 4** After running `icstat` on the `cstat1.c` file, these messages are listed on the console and stored in the database (assuming all default checks are performed):

```
"cstat1.c",15 Severity-High[PTR-null-fun-pos]: Function call
`f1()' is immediately dereferenced, without checking for NULL.
CERT-EXP34-C,CWE-476
15: ! - possible_null
15: > - Entering into f1
7: ! - Return NULL
```

```
"cstat1.c",18 Severity-Low[RED-unused-assign]: Value assigned to
variable `ch' is never used. CERT-MSC13-C,CWE-563
```

Note that the first message is followed by *trace information*, which describes the required execution path to trigger the deviation from the rule, including information about assumptions made on conditional statements.

- 5** This message is listed for the `cstat2.c` file:

```
"cstat2.c",16 Severity-High[ARR-inv-index]: Array `arr' 1st
subscript 20 is out of bounds [0,9].
CERT-ARR33-C,CWE-119,CWE-120,CWE-121,CWE-124,CWE-126,CWE-127,CWE-
129,MISRAC++2008-5-0-16,MISRAC2012-Rule-18.1
```

- 6** Edit the source files to remove the problem and repeat the analysis.

Note: C-STAT has a built-in preprocessor symbol, `__CSTAT__`, that you can use to explicitly include or exclude specific parts of source code from the analysis. There are also specific C-STAT pragma directives that suppress one or more checks for selected source lines, see *Descriptions of compiler extensions for C-STAT*, page 21.

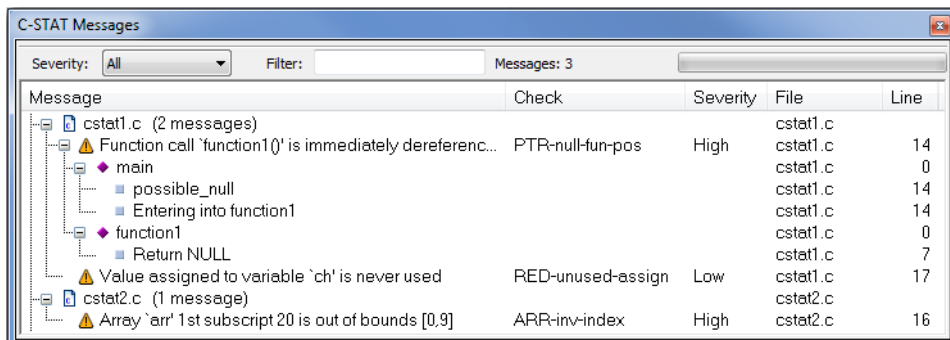
Reference information on the graphical environment

Reference information about:

- *C-STAT Messages window*, page 17
- *C-STAT Static Analysis options*, page 19
- *Select C-STAT Checks dialog box*, page 20

C-STAT Messages window

The **C-STAT Messages** window is automatically displayed when you perform a C-STAT analysis.



This window displays the result of a performed C-STAT static analysis.

See also *Getting started analyzing using C-STAT*, page 9.

Toolbar menu

Severity

Selects which severity level of the messages to be displayed. Choose between **All** (shows all messages), **Medium/High** (shows messages of Medium and High severity), or **High** (shows only messages of High severity).

Filter

Filters the messages so that only messages that contain the text you specify will be listed (the filter is case-sensitive). This is useful if you want to search the message information.

Messages

Lists the number of C-STAT messages after a performed analysis.

Progress bar

Shows the progress of the ongoing analysis.

Display area

The display area shows messages per file and linkage. The messages can be expanded and collapsed. For each file, the number of messages and the number of C-STAT pragma messages are displayed.

Message

Lists the C-STAT message for the check.

Check

The name of the check.

Severity

The severity of the check, **High**, **Medium**, or **Low**.

File

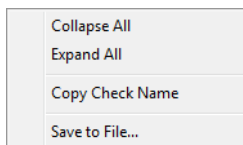
The name of the file where the non-conformant code construct is found.

Line

The line number of the non-conformant code construct.

Context menu

This context menu is available:



These commands are available:

Collapse All

Collapses all file nodes in the **C-STAT Messages** window.

Expand All

Expands all file nodes in the **C-STAT Messages** window.

Copy Check Name

Copies the name of the selected check. Use the copied name in the **C-STAT Settings** dialog box to search for a specific check.

Save to File

Saves the result of a performed analysis to a text file.

C-STAT Static Analysis options

To open the **C-STAT Static Analysis** page, choose **Project>Options** and select the **Static Analysis** category.

Use this page to specify options for performing a static analysis using C-STAT.

Select C-STAT Checks

Opens the **Select C-STAT Checks** dialog box where you can select which checks to perform.

Import Settings

Opens a standard open dialog box to use for locating and opening an XML file that contains the checks to perform. The content of the file will be imported and can be modified in the **Select C-STAT Checks** dialog box.

Export Settings

Opens a standard save dialog box for locating and saving an XML file with your currently selected checks.

Module timeout

Specify the number of seconds after which the analysis terminates.

Enable parallel analysis

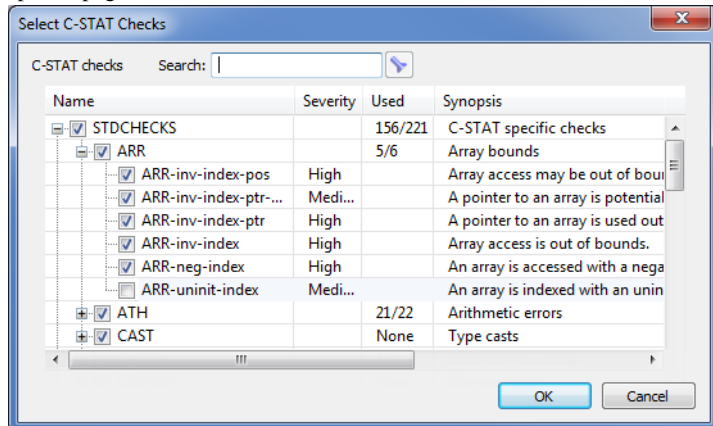
Enables C-STAT to perform analysis in parallel.

Processes

Specify the number of processes to be used by C-STAT for performing an analysis.

Select C-STAT Checks dialog box

The **Select C-STAT Checks** dialog box is available from the **C-STAT Static Analysis** options page.



Use this dialog box to specify the checks to include during a C-STAT static analysis. You can select packages or groups of checks, or individual checks to perform by selecting the corresponding check boxes.

For reference information about individual checks, select a check and press F1 to open the context-sensitive help.

Search

Type a text string to be used as a filter.

Name

Lists all packages, groups, and checks. Select the ones you want to perform.

Severity

Shows the severity for each check, which can be **High**, **Medium**, or **Low**.

Used

Shows how many of the checks in the package or group that will performed during a C-STAT static analysis (only if the package or group actually is selected). The values can be **All**, **None**, or the number of selected checks out of the total amount.

Synopsis

Gives a short description of the packages, groups, and checks.

Descriptions of compiler extensions for C-STAT

Reference information about:

- *cstat_disable*, page 21 (pragma directive)
- *cstat_enable*, page 21 (pragma directive)
- *cstat_restore*, page 22 (pragma directive)
- *cstat_suppress*, page 22 (pragma directive)
- `__CSTAT__`, page 22 (predefined macro)

cstat_disable

Syntax	<code>#pragma cstat_disable=" tag" [, " tag" ...]</code>
Parameters	<i>tag</i> The tag of a C-STAT check.
Description	Use this pragma directive to suppress the specified C-STAT check until the end of the compilation unit or until a matching <code>#pragma cstat_restore</code> directive is encountered.
Example	<pre>#pragma cstat_disable = "MISRAC2012-Rule-9.1", "MISRAC2012-Rule-10.3" // ... // Messages about rules 9.1 and 10.3 suppressed here // ...</pre>
See also	<i>cstat_restore</i> , page 22

cstat_enable

Syntax	<code>#pragma cstat_enable=" tag" [, " tag" ...]</code>
Parameters	<i>tag</i> The tag of a C-STAT check.
Description	Use this pragma directive to unsuppress the specified C-STAT check until the end of the compilation unit, or until a matching <code>#pragma cstat_restore</code> directive is encountered.

Example

```
#pragma cstat_enable = "MISRAC2012-Rule-10.3"
// ...
// Messages about rule 10.3 not suppressed here
// ...
```

See also *cstat_restore*, page 22

cstat_restore

Syntax `#pragma cstat_restore="tag" [, "tag" ...]`

Parameters

tag The tag of a C-STAT check.

Description

Use this pragma directive to undo the effects of the most recent `cstat_enable` or `cstat_disable` directive for the same check(s).

Example

```
#pragma cstat_restore = "MISRAC2012-Rule-10.3"
// ...
// Messages about rule 10.3 suppressed here
// ...
```

cstat_suppress

Syntax `#pragma cstat_suppress="tag" [, "tag" ...]`

Parameters

tag The tag of a C-STAT check.

Description

Use this pragma directive to suppress the specified C-STAT check until the end of the immediately following line.

__CSTAT__

Description

A predefined macro that is defined when the code is processed for analysis. You can use it to explicitly include or exclude specific parts of source code from the analysis.

Example


```
#ifndef __CSTAT__
/* Code here is not visible to the analysis */
#endif
```

Descriptions of C-STAT options

The following is detailed reference information about each command line option available for `icstat`, `ichecks` and `ireport`:


- `--all`, page 23
- `--check`, page 23
- `--checks`, page 24
- `--db`, page 24
- `--default`, page 25
- `--dir`, page 25
- `-f`, page 26
- `--full`, page 26
- `--group`, page 27
- `--output`, page 27
- `--output`, page 28
- `--package`, page 28
- `--parallel`, page 28
- `--project`, page 29
- `--timeout`, page 29
- `--timeout_check`, page 30

--all


Syntax	<code>--all</code>
For use with	<code>ichecks</code>
Description	Causes <code>ichecks</code> to generate all checks (including non-default checks) to an output file. When you use the output file with <code>icstat</code> , <code>icstat</code> will perform all checks.
	 To set related options, choose: Project>Options>Static Analysis>C-STAT Static Analysis>Select Checks

--check

Syntax	<code>--check tag[, ...]</code>
--------	---------------------------------

Parameters	<i>tag</i>	The tag of a specific check that you want to perform, for example <code>ARR-inv-index-pos</code> . You can specify one or several tags.
For use with	<code>ichecks</code>	
Description	Causes <code>icheck</code> to generate the specified check to an output file. When you use the output file with <code>icstat</code> , <code>icstat</code> will perform the specified check.	
	 To set related options, choose: Project>Options>Static Analysis>C-STAT Static Analysis>Select Checks	

--checks

Syntax	<code>--checks file</code>	
Parameters	<i>file</i>	The name of the manifest file that contains the checks that <code>icstat</code> will perform. See the rules for specifying a filename or directory as parameters in the compiler documentation.
For use with	<code>icstat</code>	
Description	Use this option to specify the file that contains the checks to perform. You create the file using <code>ichecks</code> , see <i>Performing an analysis from the command line</i> , page 14.	
	 This option is not available in the IDE.	

--db

Syntax	<code>--db database</code>	
Parameters	<i>database</i>	<p><code>icstat</code>: The name of the file where the analysis result will be stored as a database.</p> <p><code>ireport</code>: The name of the database file that contains the result of a previously performed analysis.</p>
For use with	<code>icstat</code> , <code>ireport</code>	

Description Use this option to specify the name of the database.

This option is mandatory.



This option is not available in the IDE.

--default

Syntax `--default package[,...]`

Parameters

package The name of package to use. Choose between: `stdchecks`, `misrac2004`, `misrac2012`, or `misrac++2008`.

For use with `ichecks`

Description Causes `ichecks` to generate all default checks for the specified package to an output file. When you use the output file with `icstat`, `icstat` will perform the default checks.



To set related options, choose:

Project>Options>Static Analysis>C-STAT Static Analysis>Select Checks

--dir

Syntax `--dir directory`

Parameters

directory The name of the directory where the report will be stored.

For use with `ireport`

Description Use this option to specify which directory the produced report will be stored in. This option can be used in combination with the `--output` option. If `--dir` is not used, the report is placed in the current directory.



To set this option, choose:

Project>C-STAT Static Analysis>Generate Full HTML Report

or

Project>C-STAT Static Analysis>Generate HTML Summary

-f

Syntax	<code>-f filename</code>
Parameters	See the compiler documentation for information about the rules for specifying a filename or directory as parameters.
For use with	<code>icstat</code>
Description	<p>Use this option to make the tool read command line options from the named file, with the default filename extension <code>.xcl</code>.</p> <p>In the command file, you format the items exactly as if they were on the command line itself, except that you can use multiple lines, because the newline character is treated as a space or tab character.</p> <p>Both C and C++ style comments are allowed in the file. Double quotes behave in the same way as in the Microsoft Windows command line environment.</p>



This option is not available in the IDE.

--full


Syntax	<code>--full</code>
For use with	<code>ireport</code>
Description	Use this option to make <code>ireport</code> generate a full report in HTML, which means that all checks (suppressed and non-suppressed) are included at the end of the report.




To set this option, choose:

Project>C-STAT Static Analysis>Generate Full HTML Report


--group

Syntax	<code>--group group[,...]</code>
Parameters	<p><i>group</i> The group of checks that you want to perform, for example <code>ARR</code> for array bounds or <code>ATH</code> for arithmetic errors. For information about available groups, see the Options dialog box in the IAR Embedded Workbench IDE. You can specify one or several groups.</p>
For use with	<code>ichecks</code>
Description	<p>Causes <code>ichecks</code> to generate the specified group of checks to an output file. When you use the output file with <code>icstat</code>, <code>icstat</code> will perform the specified group of checks.</p> <p> To set related options, choose:</p> <p>Project>Options>Static Analysis>C-STAT Static Analysis>Select Checks</p>


--output

Syntax	<code>--output filename.html</code>
Parameters	<p><i>filename.html</i> The name of the file for the produced report, including the filename extension.</p>
For use with	<code>ireport</code>
Description	<p>Use this option to specify the name of the produced report. This option can be used in combination with the <code>--dir</code> option.</p> <p>This option is mandatory.</p> <p> To set related option, choose:</p> <p>Project>C-STAT Static Analysis>Generate Full HTML Report</p> <p>or</p> <p>Project>C-STAT Static Analysis>Generate HTML Summary</p>

--output

Syntax	<code>--output {file -}</code>	
Parameters	<i>file</i>	The name of the output file.
	-	Directs the output to <code>stdout</code> .
For use with	<code>ichecks</code>	
Description	By default, the generated output produced by <code>ichecks</code> is located in a file with the name <code>cstat_sel_checks.txt</code> . Use this option to explicitly specify a different output filename.	
		This option is not available in the IDE.

--package

Syntax	<code>--package package[,...]</code>	
Parameters	<i>package</i>	The package of checks that you want to perform. Choose between: <code>stdchecks</code> , <code>miscrac2004</code> , <code>miscrac2012</code> , or <code>miscrac++2008</code> . You can specify one or several packages.
	For use with	<code>ichecks</code>
Description	Causes <code>ichecks</code> to generate the specified package of checks to an output file. When you use the output file with <code>icstat</code> , <code>icstat</code> will perform the specified package of checks.	
		To set related options, choose: Project>Options>Static Analysis>C-STAT Static Analysis>Select Checks

--parallel

Syntax	<code>--parallel threads</code>	
Parameters	<i>threads</i>	The maximum number of threads to use during parallel analysis.

For use with	<code>icstat</code>
Description	Use this option to specify the maximum number of threads to use during parallel analysis. Note: This option might cause subsequently performed analyses to produce more or fewer messages. This is because the summary information for the source files might change depending on the order in which they are analyzed.



Project>Options>Static Analysis>Enable parallel analysis

--project

Syntax	<code>--project name</code>
Parameters	<i>name</i> A name to identify the project in the report.
For use with	<code>ireport</code>
Description	Use this option to specify a name for the project in the report. This option is mandatory.



This option is not available in the IDE.

--timeout

Syntax	<code>--timeout seconds</code>
Parameters	<i>seconds</i> The number of seconds before the analysis of a module terminates.
For use with	<code>icstat</code>
Description	Use this option to specify the number of seconds that the analysis of a module is allowed to take before it terminates.



Project>Options>Static Analysis>Module timeout

--timeout_check

Syntax	<code>--timeout_check seconds</code>	
Parameters	<i>seconds</i>	The number of seconds that each check is allowed to take before the analysis terminates.
For use with	<code>icstat</code>	
Description	Use this option to specify the number of seconds that each check is allowed to take before the analysis terminates. This limit includes various internal operations performed during the analysis.	



Project>Options>Static Analysis>Extra Options

Description of the C-STAT command line tools

Reference information about:

- *The icstat tool*, page 30
- *The ichecks tool*, page 32
- *The ireport tool*, page 32

See the compiler documentation for information about generic syntax rules for options, exit statuses, etc.

THE ICSTAT TOOL

Use the `icstat` tool to perform a C-STAT static analysis on a project, with a previously produced manifest file as input. You produce the manifest file using the `ichecks` tool.

Invocation syntax for icstat

The invocation syntax for `icstat`:

```
icstat parameters [-- command_line]
```

The different parts are:

Syntax parts	Description
<i>commands</i>	Commands that define an operation to be performed, see <i>Summary of icstat commands</i> , page 31.

Table 1: icstat syntax

Syntax parts	Description
<i>options</i>	Command line options that define actions to be performed, see <i>Summary of icstat options</i> , page 31. These options can be placed anywhere on the command line, but must come before <code>--</code> .
<i>command_line</i>	Compiler or linker command line for the <code>analyze</code> and <code>link_analyze</code> commands.

Table 1: *icstat* syntax (Continued)

For an example, see *Performing an analysis from the command line*, page 14.

Summary of icstat commands

This table summarizes the `icstat` commands:

icstat commands	Description
<code>analyze</code>	Analyzes a source file. The command line must end with a compiler invocation (<code>--</code>).
<code>link_analyze</code>	Analyzes an application. The command line must end with a linker invocation (<code>--</code>).
<code>load</code>	Outputs the analysis messages from the database file.
<code>clear</code>	Clears the database file.
commands <i>cmd</i>	Executes the commands in the <i>cmd</i> file.

Table 2: *icstat* commands summary

For an example, see *Performing an analysis from the command line*, page 14.

When running `icstat` with the commands `analyze` or `link_analyze`, identified deviations will be listed on `stdout` on the format:

```
Severity[check-tag]: message. Alias tags.
```

Summary of icstat options

This table summarizes the `icstat` options:

Command line option	Description
<code>--checks</code>	Specifies the manifest file, which contains the checks to perform.
<code>--db</code>	Contains analysis information (mandatory).
<code>-f</code>	Extends the command line.

Table 3: *icstat* options summary

For more information, see *Descriptions of C-STAT options*, page 23.

THE ICHECKS TOOL

Use the `ichecks` tool to generate a *manifest file* that contains only the checks that you want to perform. Use this file as input to the `icstat` tool.

Invocation syntax for ichecks

The invocation syntax for `ichecks`:

```
ichecks options
```

The default name of the output file is `cstat_sel_checks.txt`.

For an example, see *Performing an analysis from the command line*, page 14.

Summary of ichecks options

This table summarizes the `ichecks` options:

Command line option	Description
<code>--all</code>	Generates all checks to an output file.
<code>--check</code>	Generates a specified check to an output file.
<code>--default</code>	Generates all default checks for a specific package to an output file.
<code>--group</code>	Generates a selected group of checks to an output file.
<code>--output</code>	Specifies an output filename other than the default.
<code>--package</code>	Generates all checks for a specific package to an output file.

Table 4: ichecks options summary

For more information, see *Descriptions of C-STAT options*, page 23.

THE IREPORT TOOL

Use the `ireport` tool to produce an HTML report of a previous analysis performed by C-STAT. The report presents statistics both in numbers and as tables. Two different types of reports that can be produced:

- A summary that includes information about, for example, project-wide enabled checks, the total amount of messages, suppressed checks (if any), messages for each check, etc.
- A full report that contains the same information as the summary, but also information about all suppressed and non-suppressed messages at the end of the report. The tables can be collapsed and expanded, and the columns can be sorted.

Invocation syntax for ireport

The invocation syntax for `ireport`:

```
ireport options
```

For an example, see *Performing an analysis from the command line*, page 14.

Summary of ireport options

This table summarizes the `ireport` options:

Command line option	Description
<code>--db</code>	Specifies the database that the report will be based on.
<code>--dir</code>	Specifies the directory where the report will be stored.
<code>--full</code>	Produces a full report, including information about suppressed and non-suppressed checks.
<code>--output</code>	Specifies the name of the produced report.
<code>--project</code>	Specifies a name for the project.

Table 5: ireport options summary

For more information, see *Descriptions of C-STAT options*, page 23.

C-STAT checks

- Summary of checks
- Descriptions of checks

Summary of checks

This table summarizes the C-STAT checks

Check	Synopsis
ARR-inv-index-pos	An array access might be out of bounds, depending on which path is executed.
ARR-inv-index-ptr-pos	A pointer to an array is potentially used outside the array bounds.
ARR-inv-index-ptr	A pointer to an array is used outside the array bounds.
ARR-inv-index	An array access is out of bounds.
ARR-neg-index	An array is accessed with a negative subscript value.
ARR-uninit-index	An array is indexed with an uninitialized variable
ATH-cmp-float	Floating point comparisons using == or !=
ATH-cmp-unsign-neg	An unsigned value is compared to see whether it is negative.
ATH-cmp-unsign-pos	An unsigned value is compared to see whether it is greater than or equal to 0.
ATH-div-0-assign	A variable is assigned the value 0, then used as a divisor.
ATH-div-0-cmp-aft	After a successful comparison with 0, a variable is used as a divisor.
ATH-div-0-cmp-bef	A variable used as a divisor is afterwards compared with 0.
ATH-div-0-interval	Interval analysis has found a value that is 0 and used as a divisor.
ATH-div-0-pos	Interval analysis has found an expression that might be 0 and is used as a divisor.

Table 6: Summary of checks

Check	Synopsis
ATH-div-0-unchk-global	A global variable is used as a divisor without having been determined to be non-zero.
ATH-div-0-unchk-local	A local variable is used as a divisor without having been determined to be non-zero.
ATH-div-0-unchk-param	A parameter is used as a divisor without having been determined to be non-zero.
ATH-div-0	An expression that results in 0 is used as a divisor.
ATH-inc-bool (C++ only)	Deprecated operation on <code>bool</code> .
ATH-malloc-overflow	The size of memory passed to <code>malloc</code> to allocate overflows.
ATH-neg-check-nonneg	A variable is checked for a non-negative value after being used, instead of before.
ATH-neg-check-pos	A variable is checked for a positive value after being used, instead of before.
ATH-new-overflow (C++ only)	An arithmetic overflow is caused by an allocation using <code>new[]</code> .
ATH-overflow-cast	An expression is cast to a different type, resulting in an overflow or underflow of its value.
ATH-overflow	An expression is implicitly converted to a narrower type, resulting in an overflow or underflow of its value.
ATH-shift-bounds	Out of range shifts were found.
ATH-shift-neg	The left-hand side of a right shift operation might be a negative value.
ATH-sizeof-by-sizeof	Multiplying <code>sizeof</code> by <code>sizeof</code> .
CAST-old-style (C++ only)	Old style casts (other than void casts) are used
CATCH-object-slicing (C++ only)	Exception objects are caught by value
CATCH-xtor-bad-member (C++ only)	Exception handler in constructor or destructor accesses non-static member variable that might not exist.
COMMA-overload (C++ only)	Overloaded comma operator
COMMENT-nested	Appearances of <code>/</code> * inside comments

Table 6: Summary of checks

Check	Synopsis
CONST-local	A local variable that is not modified after initialization is not declared <code>const</code> .
CONST-member-ret (C++ only)	A member function qualified as <code>const</code> returns a pointer member variable.
CONST-param	A function does not modify one of its parameters.
COP-alloc-ctor (C++ only)	A class member is deallocated in the class' destructor, but not allocated in a constructor or assignment operator.
COP-assign-op-ret (C++ only)	An assignment operator of a C++ class does not return a non- <code>const</code> reference to <code>this</code> .
COP-assign-op-self (C++ only)	Assignment operator does not check for self-assignment before allocating member functions
COP-assign-op (C++ only)	There is no assignment operator defined for a class whose destructor deallocates memory.
COP-copy-ctor (C++ only)	A class which uses dynamic memory allocation does not have a user-defined copy constructor.
COP-dealloc-dtor (C++ only)	A class member has memory allocated in a constructor or an assignment operator, that is not released in the destructor.
COP-dtor-throw (C++ only)	An exception is thrown, or might be thrown, in a class destructor.
COP-dtor (C++ only)	A class which dynamically allocates memory in its copy control functions does not have a destructor.
COP-init-order (C++ only)	Data members are initialized with other data members that are in the same initialization list.
COP-init-uninit (C++ only)	An initializer list reads the values of still uninitialized members.
COP-member-uninit (C++ only)	A member of a class is not initialized in one of the class constructors.
CPU-ctor-call-virt (C++ only)	A virtual member function is called in a class constructor.

Table 6: Summary of checks

Check	Synopsis
CPU-ctor-implicit (C++ only)	Constructors that are callable with a single argument of fundamental type are not declared explicit.
CPU-delete-throw (C++ only)	An exception is thrown, or might be thrown, in an overloaded <code>delete</code> or <code>delete[]</code> operator.
CPU-delete-void (C++ only)	A pointer to <code>void</code> is used in <code>delete</code> , causing the destructor not to be called.
CPU-dtor-call-virt (C++ only)	A virtual member function is called in a class destructor.
CPU-malloc-class (C++ only)	An allocation of a class instance with <code>malloc()</code> does not call a constructor.
CPU-nonvirt-dtor (C++ only)	A public non-virtual destructor is defined in a class with virtual methods.
CPU-return-ref-to-class-data (C++ only)	Member functions return non-const handles to members.
DECL-implicit-int	An object or function of the type <code>int</code> is declared or defined, but its type is not explicitly stated.
DEFINE-hash-multiple	Multiple <code>#</code> or <code>##</code> operators in a macro definition.
ENUM-bounds	Conversions to <code>enum</code> that are out of range of the enumeration.
EXP-cond-assign	An assignment might be mistakenly used as the condition for an <code>if</code> , <code>for</code> , <code>while</code> , or <code>do</code> statement.
EXP-dangling-else	An <code>else</code> branch might be connected to an unexpected <code>if</code> statement.
EXP-loop-exit	An unconditional <code>break</code> , <code>continue</code> , <code>return</code> , or <code>goto</code> within a loop.
EXP-main-ret-int	The return type of <code>main()</code> is not <code>int</code> .
EXP-null-stmt	The body of an <code>if</code> , <code>while</code> , or <code>for</code> statement is a null statement.
EXP-stray-semicolon	Stray semicolons on the same line as other code
EXPR-const-overflow	A constant unsigned integer expression overflows.

Table 6: Summary of checks

Check	Synopsis
FPT-cmp-null	The address of a function is compared with NULL.
FPT-literal	A function pointer that refers to a literal address is dereferenced.
FPT-misuse	A function pointer is used in an invalid context.
FUNC-implicit-decl	Functions are used without prototyping.
FUNC-unprototyped-all	Functions are declared with an empty () parameter list that does not form a valid prototype.
FUNC-unprototyped-used	Arguments are passed to functions without a valid prototype.
INCLUDE-c-file	A .c file includes one or more .c files.
INT-use-signed-as-unsigned-pos	A negative signed integer is implicitly cast to an unsigned integer.
INT-use-signed-as-unsigned	A negative signed integer is implicitly cast to an unsigned integer.
ITR-end-cmp-aft (C++ only)	An iterator is used, then compared with end().
ITR-end-cmp-bef (C++ only)	An iterator is compared with end() or rend(), then dereferenced.
ITR-invalidated (C++ only)	An iterator assigned to point into a container is used or dereferenced even though it might be invalidated.
ITR-mismatch-alg (C++ only)	A pair of iterators passed to an STL algorithm function point to different containers.
ITR-store (C++ only)	A container's begin() or end() iterator is stored and subsequently used.
ITR-uninit (C++ only)	An iterator is dereferenced or incremented before it is assigned to point into a container.
LIB-bsearch-overrun-pos	Arguments passed to bsearch might cause it to overrun.
LIB-bsearch-overrun	Arguments passed to bsearch cause it to overrun.
LIB-buf-size	A call to a string function has a size argument larger than the size of the target buffer.
LIB-fn-unsafe	A potentially unsafe library function is used.

Table 6: Summary of checks

Check	Synopsis
LIB-fread-overflow-pos	A call to <code>fread</code> might cause a buffer overflow.
LIB-fread-overflow	A call to <code>fread</code> causes a buffer overflow.
LIB-memchr-overflow-pos	A call to <code>memchr</code> might cause a buffer overflow.
LIB-memchr-overflow	A call to <code>memchr</code> causes a buffer overflow.
LIB-memcpy-overflow-pos	A call to <code>memcpy</code> might cause the memory to overflow.
LIB-memcpy-overflow	A call to <code>memcpy</code> or <code>memmove</code> causes the memory to overflow.
LIB-memset-overflow-pos	A call to <code>memset</code> might cause a buffer overflow.
LIB-memset-overflow	A call to <code>memset</code> causes a buffer overflow.
LIB-putenv	<code>putenv</code> used to set environment variable values.
LIB-qsrt-overflow-pos	Arguments passed to <code>qsrt</code> might cause it to overflow.
LIB-qsrt-overflow	Arguments passed to <code>qsrt</code> cause it to overflow.
LIB-return-const	The return value of a <code>const</code> standard library function is not used.
LIB-return-error	The return value for a library function that might return an error value is not used.
LIB-return-leak	The return values from one or more library functions were not stored, returned, or passed as a parameter.
LIB-return-neg	A variable assigned using a library function that can return <code>-1</code> as an error value is subsequently used where the value must be non-negative.
LIB-return-null	A pointer is assigned using a library function that can return <code>NULL</code> as an error value. This pointer is subsequently dereferenced without checking its value.
LIB-sprintf-overflow	A call to <code>sprintf</code> causes a destination buffer overflow.
LIB-std-sort-overflow-pos (C++ only)	Using <code>std::sort</code> might cause buffer overflow.
LIB-std-sort-overflow (C++ only)	A buffer overflow is caused by use of <code>std::sort</code> .

Table 6: Summary of checks

Check	Synopsis
LIB-strcat-overflow-pos	A call to <code>strcat</code> might cause destination buffer overflow.
LIB-strcat-overflow	A call to <code>strcat</code> causes a destination buffer overflow.
LIB-strncpy-overflow-pos	A call to <code>strncpy</code> might cause destination buffer overflow.
LIB-strncpy-overflow	A call to <code>strncpy</code> causes a destination buffer overflow.
LIB-strncat-overflow-pos	A call to <code>strncat</code> might cause a destination buffer overflow.
LIB-strncat-overflow	A call to <code>strncat</code> causes a destination buffer overflow.
LIB-strncmp-overflow-pos	A call to <code>strncmp</code> might cause a buffer overflow.
LIB-strncmp-overflow	A buffer overflow is caused by a call to <code>strncmp</code> .
LIB-strncpy-overflow-pos	A call to <code>strncpy</code> might cause a destination buffer overflow.
LIB-strncpy-overflow	A call to <code>strncpy</code> causes a destination buffer overflow.
LOGIC-overload (C++ only)	Overloaded <code>&&</code> and <code> </code> operators
MEM-delete-array-op (C++ only)	A memory location allocated with <code>new</code> is deleted with <code>delete[]</code>
MEM-delete-op (C++ only)	A memory location allocated with <code>new []</code> is deleted with <code>delete</code> or <code>free</code> .
MEM-double-free-alias	Freeing a memory location more than once.
MEM-double-free-some	A memory location is freed more than once on some paths but not on others.
MEM-double-free	A memory location is freed more than once.
MEM-free-field	A struct or a class field is possibly freed.
MEM-free-fptr	A function pointer is deallocated.
MEM-free-no-alloc-struct	A struct field is deallocated without first having been allocated.
MEM-free-no-alloc	A pointer is freed without having been allocated.

Table 6: Summary of checks

Check	Synopsis
MEM-free-no-use	Memory is allocated and then freed without being used.
MEM-free-op	Memory allocated with <code>malloc</code> deallocated using <code>delete</code> .
MEM-free-struct-field	A struct's field is deallocated, but is not dynamically allocated.
MEM-free-variable-alias	A stack address might be freed.
MEM-free-variable	A stack address might be freed.
MEM-leak-alias	Incorrect deallocation causes memory leak.
MEM-leak	Incorrect deallocation causes memory leak.
MEM-malloc-arith	An assignment contains both a <code>malloc()</code> and pointer arithmetic on the right-hand side.
MEM-malloc-diff-type	A call to <code>malloc</code> tries to allocate memory based on a <code>sizeof</code> operator, but the destination type of the call is of a different type.
MEM-malloc-sizeof-ptr	<code>malloc(sizeof(p))</code> , where <code>p</code> is a pointer type, is assigned to a non-pointer variable.
MEM-malloc-sizeof	Allocating memory with <code>malloc</code> without using <code>sizeof</code> .
MEM-malloc-strlen	Dangerous arithmetic with <code>strlen</code> in argument to <code>malloc</code> .
MEM-realloc-diff-type	The variable that stores the result of <code>realloc</code> does not match the type of the first argument.
MEM-return-free	A function deallocates memory, then returns a pointer to that memory.
MEM-return-no-assign	A function that allocates memory's return value is not stored.
MEM-stack-alias	Might return address on the stack.
MEM-stack-global-alias	A stack address is stored in a global pointer.
MEM-stack-global-field	A stack address is stored in the field of a global struct.
MEM-stack-global	A stack address is stored in a global pointer.
MEM-stack-param-ref (C++ only)	Stack address is stored via reference parameter.
MEM-stack-param	A stack address is stored outside a function via a parameter.

Table 6: Summary of checks

Check	Synopsis
MEM-stack-pos	Might return address on the stack.
MEM-stack-ref (C++ only)	A stack object is returned from a function as a reference.
MEM-stack	Might return address on the stack.
MEM-use-free-all	A pointer is used after it has been freed.
MEM-use-free-some	A pointer is used after it has been freed.
PTR-arith-field	Direct access to a field of a struct, using an offset from the address of the struct.
PTR-arith-stack	Pointer arithmetic applied to a pointer that references a stack address
PTR-arith-var	Invalid pointer arithmetic with an automatic variable that is neither an array nor a pointer.
PTR-cmp-str-lit	A variable is tested for equality with a string literal.
PTR-null-assign-fun-pos	Possible NULL pointer dereferenced by a function.
PTR-null-assign-pos	A pointer is assigned a value that might be NULL, and then dereferenced.
PTR-null-assign	A pointer is assigned the value NULL, then dereferenced.
PTR-null-cmp-aft	A pointer is dereferenced, then compared with NULL.
PTR-null-cmp-bef-fun	A pointer is compared with NULL, then dereferenced by a function.
PTR-null-cmp-bef	A pointer is compared with NULL, then dereferenced.
PTR-null-fun-pos	A possible NULL pointer is returned from a function, and immediately dereferenced without checking.
PTR-null-literal-pos	A literal pointer expression (like NULL) is dereferenced by a function call.
PTR-overload (C++ only)	An & operator is overloaded.
PTR-singleton-arith-pos	Pointer arithmetic might be performed on a pointer that points to a single object.

Table 6: Summary of checks

Check	Synopsis
PTR-singleton-arith	Pointer arithmetic is performed on a pointer that points to a single object.
PTR-unchk-param-some	A pointer is dereferenced after being determined not to be <code>NULL</code> on some paths, but not checked on others.
PTR-unchk-param	A pointer parameter is not compared to <code>NULL</code> .
PTR-uninit-pos	Possible dereference of an uninitialized or <code>NULL</code> pointer.
PTR-uninit	Dereference of an uninitialized or <code>NULL</code> pointer.
RED-case-reach	A case statement within a switch statement cannot be reached.
RED-cmp-always	A comparison using <code>==</code> , <code><</code> , <code><=</code> , <code>></code> , or <code>>=</code> is always true.
RED-cmp-never	A comparison using <code>==</code> , <code><</code> , <code><=</code> , <code>></code> , or <code>>=</code> is always false.
RED-cond-always	The condition in an <code>if</code> , <code>for</code> , <code>while</code> , <code>do-while</code> , or ternary operator will always be true.
RED-cond-const-assign	A constant assignment in a conditional expression.
RED-cond-const-expr	A conditional expression with a constant value.
RED-cond-const	A constant value is used as the condition for a loop or <code>if</code> statement.
RED-cond-never	The condition in <code>if</code> , <code>for</code> , <code>while</code> , <code>do-while</code> , or ternary operator will never be true.
RED-dead	A part of the application is never executed.
RED-expr	Some expressions, such as <code>x & x</code> and <code>x x</code> , are redundant.
RED-func-no-effect	A function is declared that has no return type and creates no side effects.
RED-local-hides-global	The definition of a local variable hides a global definition.
RED-local-hides-local	The definition of a local variable hides a previous local definition.
RED-local-hides-member (C++ only)	The definition of a local variable hides a member of the class.

Table 6: Summary of checks

Check	Synopsis
RED-local-hides-param	A variable declaration hides a parameter of the function
RED-no-effect	A statement potentially contains no side effects.
RED-self-assign	In a C++ class member function, a variable is assigned to itself.
RED-unused-assign	A variable is assigned a non-trivial value that is never used.
RED-unused-param	A function parameter is declared but not used.
RED-unused-return-val	There are unused function return values (other than overloaded operators).
RED-unused-val	A variable is assigned a value that is never used.
RED-unused-var-all	A variable is neither read nor written for any execution path.
RESOURCE-deref-file	A pointer to a FILE object is dereferenced.
RESOURCE-double-close	A file resource is closed multiple times
RESOURCE-file-no-close-all	A file pointer is never closed.
RESOURCE-file-pos-neg	A file handler might be negative
RESOURCE-file-use-after-close	A file resource is used after it has been closed.
RESOURCE-implicit-deref-file	A file pointer is implicitly dereferenced by a library function.
RESOURCE-write-ronly-file	A file opened as read-only is written to.
SIZEOF-side-effect	sizeof expressions containing side effects
SPC-init-list	The initialization list of an array contains side effects.
SPC-order	Expressions that depend on order of evaluation were found.
SPC-uninit-arr-all	Reads from local buffers are not preceded by writes.
SPC-uninit-struct-field-heap	A field of a dynamically allocated struct is read before it is initialized.
SPC-uninit-struct-field	A field of a local struct is read before it is initialized.
SPC-uninit-struct	A struct has one or more fields read before they are initialized.

Table 6: Summary of checks

Check	Synopsis
SPC-uninit-var-all	A variable is read before it is assigned a value.
SPC-uninit-var-some	A variable is read before it is assigned a value.
SPC-volatile-reads	There are multiple read accesses with volatile-qualified type within one and the same sequence point.
SPC-volatile-writes	There are multiple write accesses with volatile-qualified type within one and the same sequence point.
STR-trigraph	Trigraphs were found in string literals.
STRUCT-signed-bit	There are signed single-bit fields (excluding anonymous fields).
SWITCH-fall-through	There are non-empty switch cases not terminated by break and without 'fallthrough' comment.
THROW-empty (C++ only)	Unsafe rethrow of exception.
THROW-main (C++ only)	No default exception handler for try.
THROW-null	Throw of NULL integer constant
THROW-ptr	Throw of exceptions by pointer
THROW-static (C++ only)	Exceptions thrown without a handler in some call paths that lead to that point.
THROW-unhandled (C++ only)	There are calls to functions explicitly declared to throw an exception type that is not handled (or declared as thrown) by the caller.
UNION-overlap-assign	Assignments from one field of a union to another.
UNION-type-punning	Writing to a field of a union after reading from a different field, effectively re-interpreting the bit pattern with a different type.
MISRAC2004-1.2_a	There are read accesses from local buffers that are not preceded by write accesses.
MISRAC2004-1.2_b	On all execution paths, one or more fields are read from a struct before they are initialized.
MISRAC2004-1.2_c	An expression resulting in 0 is used as a divisor.
MISRAC2004-1.2_d	A variable was found that is assigned the value 0, and then used as a divisor.

Table 6: Summary of checks

Check	Synopsis
MISRAC2004-1.2_e	A variable is used as a divisor after a successful comparison with 0.
MISRAC2004-1.2_f	A variable used as a divisor is subsequently compared with 0.
MISRAC2004-1.2_g	A value that is determined using interval analysis to be 0 is used as a divisor.
MISRAC2004-1.2_h	An expression that might be 0 is used as a divisor.
MISRAC2004-1.2_i	A global variable is not checked against 0 before it is used as a divisor.
MISRAC2004-1.2_j	A local variable is not checked against 0 before it is used as a divisor.
MISRAC2004-2.1	Inline assembler statements were found that are not encapsulated in functions.
MISRAC2004-2.2	// comments were found.
MISRAC2004-2.3	/* character sequences were found inside comments.
MISRAC2004-2.4	Code sections in comments were found, where the comment ends in ;, {, or } characters.
MISRAC2004-4.2	Trigraphs were found in string literals.
MISRAC2004-5.2_a	The definition of a local variable hides a global definition.
MISRAC2004-5.2_b	The definition of a local variable hides a previous local definition.
MISRAC2004-5.2_c	The declaration of a variable hides a parameter of the function.
MISRAC2004-5.3	A typedef declaration was found with a name already used for a previously declared typedef.
MISRAC2004-5.4	A class, struct, union, or enum declaration was found that clashes with a previous declaration.
MISRAC2004-5.5	An identifier is used that might clash with another static identifier.
MISRAC2004-6.1	Arithmetic is performed on objects of type plain char, without an explicit signed or unsigned qualifier.

Table 6: Summary of checks

Check	Synopsis
MISRAC2004-6.3	One or more of the basic types <code>char</code> , <code>int</code> , <code>short</code> , <code>long</code> , <code>double</code> , and <code>float</code> are used without a <code>typedef</code> .
MISRAC2004-6.4	Bitfields of plain <code>int</code> type were found.
MISRAC2004-6.5	Signed bitfields consisting of a single bit (excluding anonymous fields) were found.
MISRAC2004-7.1	Uses of octal integer constants were found.
MISRAC2004-8.1	Functions were found that are used despite not having a valid prototype.
MISRAC2004-8.2	An implicit <code>int</code> was found in a declaration.
MISRAC2004-8.5_a	A global variable is declared in a header file.
MISRAC2004-8.5_b	One or more non-inlined functions are defined in header files.
MISRAC2004-8.12	External arrays are declared without their size being stated explicitly or defined implicitly by initialization.
MISRAC2004-9.1_a	A variable is read before it is assigned a value, on all execution paths.
MISRAC2004-9.1_b	On some execution paths, a variable is read before it is assigned a value.
MISRAC2004-9.1_c	An uninitialized or <code>NULL</code> pointer that is dereferenced was found.
MISRAC2004-9.2	A non-zero array initialization was found that does not exactly match the structure of the array declaration.
MISRAC2004-10.1_a	An expression of integer type was found that is implicitly converted to a narrower or differently signed underlying type.
MISRAC2004-10.1_b	A complex expression of integer type was found that is implicitly converted to a different underlying type.
MISRAC2004-10.1_c	A non-constant expression of integer type was found that is implicitly converted to a different underlying type in a function argument.

Table 6: Summary of checks

Check	Synopsis
MISRAC2004-10.1_d	A non-constant expression of integer type was found that is implicitly converted to a different underlying type in a return expression.
MISRAC2004-10.2_a	An expression of floating type was found that is implicitly converted to a narrower underlying type.
MISRAC2004-10.2_b	An expression of floating type was found that is implicitly converted to a narrower underlying type.
MISRAC2004-10.2_c	A non-constant expression of floating type was found that is implicitly converted to a different underlying type in a function argument.
MISRAC2004-10.2_d	A non-constant expression of floating type was found that is implicitly converted to a different underlying type in a return expression.
MISRAC2004-10.3	A complex expression of integer type was found that is cast to a wider or differently signed underlying type.
MISRAC2004-10.4	A complex expression of floating type was found that is cast to a wider or different underlying type.
MISRAC2004-10.5	Detected a bitwise operation on unsigned char or unsigned short, that are not immediately cast to this type to ensure consistent truncation.
MISRAC2004-10.6	Constants of unsigned type were found that do not have a U suffix.
MISRAC2004-11.1	Conversions were found between a pointer to a function and a type other than an integral type.
MISRAC2004-11.3	A cast between a pointer type and an integral type was found.
MISRAC2004-11.4	A pointer to object type was found that is cast to a pointer to different object type.
MISRAC2004-11.5	Casts were found that that remove any const or volatile qualification.
MISRAC2004-12.1	Expressions were found without parentheses, making the operator precedence implicit instead of explicit.

Table 6: Summary of checks

Check	Synopsis
MISRAC2004-12.2_a	Expressions were found that depend on the order of evaluation.
MISRAC2004-12.2_b	More than one read access with volatile-qualified type was found within one sequence point.
MISRAC2004-12.2_c	More than one modification access with volatile-qualified type was found within one sequence point.
MISRAC2004-12.3	Size of expressions were found that contain side effects.
MISRAC2004-12.4	Right-hand operands of && or were found that contain side effects.
MISRAC2004-12.6_a	Operands of logical operators (&&, , and !) were found that are not effectively Boolean.
MISRAC2004-12.6_b	Uses of arithmetic operators on Boolean operands were found.
MISRAC2004-12.7	Applications of bitwise operators to signed operands were found.
MISRAC2004-12.8	Shifts were found where the right-hand operand might be negative, or too large.
MISRAC2004-12.9	Uses of unary minus on unsigned expressions were found.
MISRAC2004-12.10	Uses of the comma operator were found.
MISRAC2004-12.11	Found a constant unsigned integer expression that overflows.
MISRAC2004-12.12_a	Found a read access to a field of a union following a write access to a different field, which effectively re-interprets the bit pattern with a different type.
MISRAC2004-12.12_b	An expression was found that provides access to the bit representation of a floating-point variable.
MISRAC2004-12.13	Uses of the increment (++) and decrement (--) operators were found mixed with other operators in an expression.
MISRAC2004-13.1	Assignment operators were found in expressions that yield a Boolean value.

Table 6: Summary of checks

Check	Synopsis
MISRAC2004-13.2_a	Non-Boolean termination conditions were found in <code>do ... while</code> statements.
MISRAC2004-13.2_b	Non-boolean termination conditions were found in <code>for</code> loops.
MISRAC2004-13.2_c	Non-Boolean conditions were found in <code>if</code> statements.
MISRAC2004-13.2_d	Non-Boolean termination conditions were found in <code>while</code> statements.
MISRAC2004-13.2_e	Non-Boolean operands to the conditional (<code>? :</code>) operator were found.
MISRAC2004-13.3	Floating-point comparisons using <code>==</code> or <code>!=</code> were found.
MISRAC2004-13.4	Floating-point values were found in the controlling expression of a <code>for</code> statement.
MISRAC2004-13.5	A <code>for</code> loop counter variable is not initialized in the <code>for</code> loop.
MISRAC2004-13.6	A <code>for</code> loop counter variable was found that is modified in the body of the loop.
MISRAC2004-13.7_a	A comparison using <code>==</code> , <code><</code> , <code><=</code> , <code>></code> , or <code>>=</code> was found that always evaluates to true.
MISRAC2004-13.7_b	A comparison using <code>==</code> , <code><</code> , <code><=</code> , <code>></code> , or <code>>=</code> was found that always evaluates to false.
MISRAC2004-14.1	A part of the application is not executed on any of the execution paths.
MISRAC2004-14.2	A statement was found that potentially contains no side effects.
MISRAC2004-14.3	There are stray semicolons on the same line as other code.
MISRAC2004-14.4	Uses of the <code>goto</code> statement were found.
MISRAC2004-14.5	Uses of the <code>continue</code> statement were found.
MISRAC2004-14.6	Multiple termination points were found in a loop.
MISRAC2004-14.7	More than one point of exit was found in a function, or an exit point before the end of the function.

Table 6: Summary of checks

Check	Synopsis
MISRAC2004-14.8_a	There are missing braces in one or more <code>do ... while</code> statements.
MISRAC2004-14.8_b	There are missing braces in one or more <code>for</code> statements.
MISRAC2004-14.8_c	There are missing braces in one or more <code>switch</code> statements.
MISRAC2004-14.8_d	There are missing braces in one or more <code>while</code> statements.
MISRAC2004-14.9	There are missing braces in one or more <code>if</code> , <code>else</code> , or <code>else if</code> statements.
MISRAC2004-14.10	One or more <code>if ... else if</code> constructs were found that are not terminated with an <code>else</code> clause.
MISRAC2004-15.0	Switch statements were found that do not conform to the MISRA C switch syntax.
MISRAC2004-15.1	Switch labels were found in nested blocks.
MISRAC2004-15.2	Non-empty switch cases were found that are not terminated by a <code>break</code> statement.
MISRAC2004-15.3	Switch statements were found without a default clause, or with a default clause that is not the final clause.
MISRAC2004-15.4	A switch expression was found that represents a value that is effectively Boolean.
MISRAC2004-15.5	Switch statements without case clauses were found.
MISRAC2004-16.1	Functions that are defined using ellipsis (...) notation were found.
MISRAC2004-16.2_a	Functions were found that call themselves directly.
MISRAC2004-16.2_b	Functions were found that call themselves indirectly.
MISRAC2004-16.3	Function prototypes were found that do not give all parameters a name.
MISRAC2004-16.5	Functions were found that are declared with an empty () parameter list that does not form a valid prototype.

Table 6: Summary of checks

Check	Synopsis
MISRAC2004-16.7	A function was found that does not modify one of its parameters.
MISRAC2004-16.8	For some execution paths, no return statement is executed in a function with a non-void return type.
MISRAC2004-16.9	One or more function addresses are taken without an explicit &.
MISRAC2004-16.10	A return value for a library function that might return an error value is not used.
MISRAC2004-17.1_a	A direct access to a field of a struct was found, that uses an offset from the address of the struct.
MISRAC2004-17.1_b	Detected pointer arithmetic applied to a pointer that references a stack address.
MISRAC2004-17.1_c	Detected invalid pointer arithmetic with an automatic variable that is neither an array nor a pointer.
MISRAC2004-17.4_a	Pointer arithmetic that is not array indexing was detected.
MISRAC2004-17.4_b	Array indexing was detected applied to an object defined as a pointer type.
MISRAC2004-17.5	One or more declarations of objects were found that contain more than two levels of pointer indirection.
MISRAC2004-17.6_a	Detected the return of a stack address.
MISRAC2004-17.6_b	Detected a stack address stored in a global pointer.
MISRAC2004-17.6_c	Detected a stack address stored in the field of a global struct.
MISRAC2004-17.6_d	Detected a stack address stored outside a function via a parameter.
MISRAC2004-18.1	Structs and unions were found that are used without being defined.
MISRAC2004-18.2	Assignments from one field of a union to another were found.
MISRAC2004-18.4	Unions were detected.

Table 6: Summary of checks

Check	Synopsis
MISRAC2004-19.2	There are illegal characters in header file names.
MISRAC2004-19.6	#undef directives were found.
MISRAC2004-19.7	Function-like macros were detected.
MISRAC2004-19.12	Multiple # or ## preprocessor operators were found in a macro definition.
MISRAC2004-19.13	# or ## preprocessor operators were detected.
MISRAC2004-19.15	Header files were found without #include guards.
MISRAC2004-20.1	Detected a #define or #undef of a reserved identifier in the standard library.
MISRAC2004-20.4	Detected use of malloc, calloc, realloc, or free.
MISRAC2004-20.5	Detected use of the error indicator errno.
MISRAC2004-20.6	Detected use of the built-in function offsetof.
MISRAC2004-20.7	Detected use of setjmp.h.
MISRAC2004-20.8	Use of signal.h was detected.
MISRAC2004-20.9	Use of stdio.h was detected.
MISRAC2004-20.10	Use of the functions atof, atoi, atol, or atoll was detected.
MISRAC2004-20.11	Use of the functions abort, exit, getenv, or system was detected.
MISRAC2004-20.12	Use of the time.h functions was detected: asctime, clock, ctime, difftime, gmtime, localtime, mktime, strftime, or time.
MISRAC2012-Dir-4.3	Inline assembler statements were found that are not encapsulated in functions.
MISRAC2012-Dir-4.4	Code sections in comments were found where the comment ends with a ';', '{', or '}' character.
MISRAC2012-Dir-4.6_a	The basic types char, int, short, long, double, and float are used without a typedef.
MISRAC2012-Dir-4.9	Function-like macros were detected.
MISRAC2012-Dir-4.10	Header files were found without #include guards.
MISRAC2012-Rule-1.3_a	An expression resulting in 0 is used as a divisor.

Table 6: Summary of checks

Check	Synopsis
MISRAC2012-Rule-1.3_b	A variable was found that is assigned the value 0, and then used as a divisor.
MISRAC2012-Rule-1.3_c	A variable is used as a divisor after a successful comparison with 0.
MISRAC2012-Rule-1.3_d	A variable used as a divisor is subsequently compared with 0.
MISRAC2012-Rule-1.3_e	A value that is determined using interval analysis to be 0 is used as a divisor.
MISRAC2012-Rule-1.3_f	An expression that might be 0 is used as a divisor.
MISRAC2012-Rule-1.3_g	A global variable is not checked against 0 before it is used as a divisor.
MISRAC2012-Rule-1.3_h	A local variable is not checked against 0 before it is used as a divisor.
MISRAC2012-Rule-2.1_a	A case statement within a switch statement cannot be reached.
MISRAC2012-Rule-2.1_b	A part of the application is never executed.
MISRAC2012-Rule-2.2_a	A statement potentially contains no side effects.
MISRAC2012-Rule-2.2_c	A variable is assigned a value that is never used.
MISRAC2012-Rule-2.7	A function parameter is declared but not used.
MISRAC2012-Rule-3.1	The character sequences /* and // were found within a comment.
MISRAC2012-Rule-4.2	Trigraphs were found in string literals.
MISRAC2012-Rule-5.1	An external identifier was found that is not unique for the first 31 characters, but still not identical.
MISRAC2012-Rule-5.3_a	The declaration of a local variable hides a global declaration.
MISRAC2012-Rule-5.3_b	The definition of a local variable hides a previous local definition.
MISRAC2012-Rule-5.3_c	The declaration of a variable hides a parameter of the function.
MISRAC2012-Rule-5.4_c89	Macro names were found that are not distinct in their first 31 characters from their macro parameters or other macro names.

Table 6: Summary of checks

Check	Synopsis
MISRAC2012-Rule-5.4_c99	Macro names were found that are not distinct in their first 63 characters from their macro parameters or other macro names.
MISRAC2012-Rule-5.5_c89	Non-macro identifiers were found that are not distinct in their first 31 characters from macro names.
MISRAC2012-Rule-5.5_c99	Non-macro identifiers were found that are not distinct in their first 63 characters from macro names.
MISRAC2012-Rule-5.6	A typedef with this name has already been declared.
MISRAC2012-Rule-5.7	A class, struct, union, or enum declaration clashes with a previous declaration.
MISRAC2012-Rule-5.8	One or more external identifier names were found that are not unique.
MISRAC2012-Rule-6.1	Bitfields of plain int type were found.
MISRAC2012-Rule-6.2	Signed single-bit bitfields (excluding anonymous fields) were found.
MISRAC2012-Rule-7.1	Octal integer constants are used.
MISRAC2012-Rule-7.2	There are unsigned integer constants without a U suffix.
MISRAC2012-Rule-7.3	The lower case character l was found used as a suffix on numeric constants.
MISRAC2012-Rule-7.4_a	A string literal was found assigned to a variable that is not declared as constant.
MISRAC2012-Rule-7.4_b	Part of a string literal was found that is modified via the array subscript operator [].
MISRAC2012-Rule-8.1	An object or function of the type int is declared or defined, but its type is not explicitly stated.
MISRAC2012-Rule-8.2_a	Functions are declared with an empty () parameter list that does not form a valid prototype.
MISRAC2012-Rule-8.2_b	Function prototypes were found with unnamed parameters.

Table 6: Summary of checks

Check	Synopsis
MISRAC2012-Rule-8.10	Inline functions were found that are not declared as static.
MISRAC2012-Rule-8.11	One or more external arrays are declared without their size being stated explicitly or defined implicitly by initialization.
MISRAC2012-Rule-8.14	The <code>restrict</code> type qualifier was found used in function parameters.
MISRAC2012-Rule-9.1_a	Possible dereference of an uninitialized or <code>NULL</code> pointer.
MISRAC2012-Rule-9.1_b	Reads from local buffers are not preceded by writes.
MISRAC2012-Rule-9.1_c	In all executions, a struct has one or more fields read before they are initialized.
MISRAC2012-Rule-9.1_d	A field of a local struct is read before it is initialized.
MISRAC2012-Rule-9.1_e	In all executions, a variable is read before it is assigned a value.
MISRAC2012-Rule-9.1_f	A variable is read before it is assigned a value.
MISRAC2012-Rule-9.3	Arrays were found that are partially initialized.
MISRAC2012-Rule-9.5_a	Arrays, initialized with designated initializers but with no fixed length, were found.
MISRAC2012-Rule-9.5_b	Flexible array members were found initialized with a designated initializer.
MISRAC2012-Rule-10.1_R2	An operand was found that is not of essentially Boolean type, despite being interpreted as a Boolean value.
MISRAC2012-Rule-10.1_R3	An operand was found that is of essentially Boolean type, despite being interpreted as a numeric value.
MISRAC2012-Rule-10.1_R4	An operand was found that is of essentially character type, despite being interpreted as a numeric value.
MISRAC2012-Rule-10.1_R5	An operand that is of essentially enum type is used in an arithmetic operation, because an enum object uses an implementation-defined integer type.

Table 6: Summary of checks

Check	Synopsis
MISRAC2012-Rule-10.1_R6	Shift and bitwise operations were found performed on operands of essentially signed type.
MISRAC2012-Rule-10.1_R7	The right-hand operand of a shift operator is not of essentially unsigned type.
MISRAC2012-Rule-10.1_R8	An operand of essentially unsigned typed is used as the operand to the unary minus operator.
MISRAC2012-Rule-10.2	Expressions of essentially character type were found used inappropriately in addition and subtraction operations.
MISRAC2012-Rule-10.3	The value of an expression was found assigned to an object with a narrower essential type or a different essential type category.
MISRAC2012-Rule-10.4	In an operator in which the usual arithmetic conversions are performed, the two operands are not of the same essential type category.
MISRAC2012-Rule-10.6	The value of a composite expression is assigned to an object with wider essential type.
MISRAC2012-Rule-10.7	An operator in which the usual arithmetic conversions are performed was found, where a composite expression is used as one of the operands, but the other operand is of wider essential type.
MISRAC2012-Rule-10.8	A composite expression was found whose value is cast to a different essential type category or a wider essential type.
MISRAC2012-Rule-11.1	Conversion between a pointer to a function and another type were found.
MISRAC2012-Rule-11.3	A pointer to object type is cast to a pointer to a different object type.
MISRAC2012-Rule-11.4	A cast between a pointer type and an integral type was found.
MISRAC2012-Rule-11.7	A cast between a pointer to object and a non-integer arithmetic type was found.
MISRAC2012-Rule-11.8	A cast that removes a const or volatile qualification was found.

Table 6: Summary of checks

Check	Synopsis
MISRAC2012-Rule-11.9	An integer constant was found where the NULL macro should be.
MISRAC2012-Rule-12.1	Implicit operator precedence was detected, without parenthesis to make it explicit.
MISRAC2012-Rule-12.2	Out of range shifts were found
MISRAC2012-Rule-12.3	There are uses of the comma operator.
MISRAC2012-Rule-12.4	Evaluation of constant expressions lead to unsigned integer wraparound.
MISRAC2012-Rule-13.1	The initalization list of an array contains side effects.
MISRAC2012-Rule-13.2_a	Expressions that depend on order of evaluation were found.
MISRAC2012-Rule-13.2_b	There are multiple read accesses with volatile-qualified type within one and the same sequence point.
MISRAC2012-Rule-13.2_c	There are multiple write accesses with volatile-qualified type within one and the same sequence point.
MISRAC2012-Rule-13.3	The increment (++) and decrement (--) operators are being used mixed with other operators in an expression.
MISRAC2012-Rule-13.4_a	An assignment might be mistakenly used as the condition for an if, for, while, or do statement.
MISRAC2012-Rule-13.4_b	Assignments were found in a sub-expression.
MISRAC2012-Rule-13.5	There are right-hand operands of && or operators that contain side effects.
MISRAC2012-Rule-13.6	The operand of the sizeof operator contains an expression that has potential side effects.
MISRAC2012-Rule-14.1_a	Floating-point values were found in the controlling expression of a for statement.
MISRAC2012-Rule-14.1_b	A variable of essentially float type that is used in the loop condition, is then modified in the loop body.
MISRAC2012-Rule-14.2	A for loop counter variable was found that is modified in the body of the loop.

Table 6: Summary of checks

Check	Synopsis
MISRAC2012-Rule-14.3_a	The condition in an if, for, while, do-while, or ternary operator will always be true.
MISRAC2012-Rule-14.3_b	The condition in if, for, while, do-while, or ternary operator will never be true.
MISRAC2012-Rule-14.4_a	Non-Boolean termination conditions were found in do ... while statements.
MISRAC2012-Rule-14.4_b	Non-Boolean termination conditions were found in for loops.
MISRAC2012-Rule-14.4_c	Non-Boolean conditions were found in if statements.
MISRAC2012-Rule-14.4_d	Non-Boolean termination conditions were found in while statements.
MISRAC2012-Rule-15.1	Uses of the goto statement were found.
MISRAC2012-Rule-15.2	A goto statement is declared after the destination label.
MISRAC2012-Rule-15.3	The destination of a goto statement is a nested code block.
MISRAC2012-Rule-15.4	One or more iteration statements are terminated by more than one break or goto statements.
MISRAC2012-Rule-15.5	One or more functions have multiple exit points or an exit point that is not at the end of the function.
MISRAC2012-Rule-15.6_a	There are missing braces in do ... while statements.
MISRAC2012-Rule-15.6_b	There are missing braces in for statements.
MISRAC2012-Rule-15.6_c	There are missing braces in if, else, or else if statements.
MISRAC2012-Rule-15.6_d	There are missing braces in switch statements.
MISRAC2012-Rule-15.6_e	There are missing braces in while statements.
MISRAC2012-Rule-15.7	If ... else if constructs that are not terminated with an else clause were detected.
MISRAC2012-Rule-16.1	Detected switch statements that do not conform to the MISRA C switch syntax.
MISRAC2012-Rule-16.2	Switch labels were found in nested blocks.

Table 6: Summary of checks

Check	Synopsis
MISRAC2012-Rule-16.3	Non-empty switch cases were found that are not terminated by a break.
MISRAC2012-Rule-16.4	Switch statements without a default clause were found.
MISRAC2012-Rule-16.5	A switch was found whose default label is neither the first nor the last label of the switch.
MISRAC2012-Rule-16.6	Switch statements without case clauses were found.
MISRAC2012-Rule-16.7	A switch expression was found that represents a value that is effectively Boolean.
MISRAC2012-Rule-17.1	Inclusion of the stdarg header file was detected.
MISRAC2012-Rule-17.2_a	There are functions that call themselves directly.
MISRAC2012-Rule-17.2_b	There are functions that call themselves indirectly.
MISRAC2012-Rule-17.3	Functions are used without prototyping.
MISRAC2012-Rule-17.4	For some execution paths, no return statement is executed in a function with a non-void return type.
MISRAC2012-Rule-17.6	There are array parameters with the <code>static</code> keyword between the [].
MISRAC2012-Rule-17.7	There are unused function return values (other than overloaded operators).
MISRAC2012-Rule-18.1_a	An array access is out of bounds.
MISRAC2012-Rule-18.1_b	An array access might be out of bounds, depending on which path is executed.
MISRAC2012-Rule-18.1_c	A pointer to an array is used outside the array bounds.
MISRAC2012-Rule-18.1_d	A pointer to an array is potentially used outside the array bounds.
MISRAC2012-Rule-18.5	Declarations that contain more than two levels of pointer indirection have been found.
MISRAC2012-Rule-18.6_a	Might return address on the stack.
MISRAC2012-Rule-18.6_b	A stack address is stored in a global pointer.
MISRAC2012-Rule-18.6_c	A stack address is stored in the field of a global struct.

Table 6: Summary of checks

Check	Synopsis
MISRAC2012-Rule-18.6_d	A stack address is stored outside a function via a parameter.
MISRAC2012-Rule-18.7	Flexible array members are declared.
MISRAC2012-Rule-18.8	There are arrays declared with a variable length.
MISRAC2012-Rule-19.1	Assignments from one field of a union to another were found.
MISRAC2012-Rule-19.2	Unions were found.
MISRAC2012-Rule-20.2	Illegal characters were found in the names of header files.
MISRAC2012-Rule-20.4_c89	A macro was found defined with the same name as a keyword.
MISRAC2012-Rule-20.4_c99	A macro was found defined with the same name as a keyword.
MISRAC2012-Rule-20.5	Found occurrences of #undef.
MISRAC2012-Rule-20.10	# and ## operators were found in macro definitions.
MISRAC2012-Rule-21.1	Detected a #define or #undef of a reserved identifier in the standard library.
MISRAC2012-Rule-21.2	One or more library functions are being overridden.
MISRAC2012-Rule-21.3	Uses of malloc, calloc, realloc, or free were found.
MISRAC2012-Rule-21.4	Found uses of setjmp.h.
MISRAC2012-Rule-21.5	Uses of signal.h were found.
MISRAC2012-Rule-21.6	Uses of stdio.h were found.
MISRAC2012-Rule-21.7	Uses of atof, atoi, atol, and atoll were found.
MISRAC2012-Rule-21.8	Uses of abort, exit, getenv, and system were found.
MISRAC2012-Rule-21.9	Uses of the library functions bsearch and qsort in stdlib.h were found.
MISRAC2012-Rule-21.10	Use of the following time.h functions was found: asctime, clock, ctime, difftime, gmtime, localtime, mktime, strftime, and time.
MISRAC2012-Rule-21.11	Use of the standard header file tgmth.h was found.

Table 6: Summary of checks

Check	Synopsis
MISRAC2012-Rule-22.1_a	A memory leak due to incorrect deallocation was detected.
MISRAC2012-Rule-22.1_b	A file pointer is never closed.
MISRAC2012-Rule-22.2_a	A memory location is freed more than once.
MISRAC2012-Rule-22.2_b	Freeing a memory location more than once on some paths but not others.
MISRAC2012-Rule-22.2_c	A stack address might be freed.
MISRAC2012-Rule-22.4	A file opened as read-only is written to.
MISRAC2012-Rule-22.5_a	A pointer to a FILE object is dereferenced.
MISRAC2012-Rule-22.5_b	A file pointer was found that is implicitly dereferenced by a library function.
MISRAC2012-Rule-22.6	A file pointer was found that is used after it has been closed.
MISRAC++2008-0-1-1	A part of the application is never executed.
MISRAC++2008-0-1-2_a	The condition in if, for, while, do-while statement sequences and the ternary operator is always met.
MISRAC++2008-0-1-2_b	The condition in if, for, while, do-while statement sequences and the ternary operator will never be met.
MISRAC++2008-0-1-2_c	A case statement within a switch statement is unreachable.
MISRAC++2008-0-1-3	A variable is never read or written during execution.
MISRAC++2008-0-1-4	A variable is assigned a value that is never used.
MISRAC++2008-0-1-6	A variable is assigned a value that is never used.
MISRAC++2008-0-1-7	There are unused function return values (excluding overloaded operators)
MISRAC++2008-0-1-8	There are functions with no effect. A function with no return type and no side effects effectively does nothing.
MISRAC++2008-0-1-9	A part of the application is never executed.
MISRAC++2008-0-1-11	A function parameter is declared but not used.
MISRAC++2008-0-2-1	There are assignments from one field of a union to another.

Table 6: Summary of checks

Check	Synopsis
MISRAC++2008-0-3-2	The return value for a library function that might return an error value is not used.
MISRAC++2008-2-3-1	Trigraphs were found in string literals.
MISRAC++2008-2-7-1	Detected <code>/*</code> inside comments
MISRAC++2008-2-7-2	Commented-out code has been detected. (To allow comments to contain pseudo-code or code samples, only comments that end in <code>;</code> , <code>{</code> , or <code>}</code> characters are considered to be commented-out code.)
MISRAC++2008-2-7-3	Commented-out code has been detected. (To allow comments to contain pseudo-code or code samples, only comments that end in <code>';</code> , <code>'{</code> , or <code>'}</code> characters are considered to be commented-out code.)
MISRAC++2008-2-10-2_a	The declaration of a local variable hides a global declaration.
MISRAC++2008-2-10-2_b	The declaration of a local variable hides a previous local declaration.
MISRAC++2008-2-10-2_c	The declaration of a variable hides a parameter of the function.
MISRAC++2008-2-10-2_d (C++ only)	The declaration of a local variable hides a member of the class.
MISRAC++2008-2-10-3	A typedef with this name has already been declared.
MISRAC++2008-2-10-4	A class, struct, union, or enum declaration clashes with a previous declaration.
MISRAC++2008-2-10-5	An identifier is used that might clash with another static identifier.
MISRAC++2008-2-13-2	Octal integer constants are used.
MISRAC++2008-2-13-3	There are unsigned integer constants without a <code>U</code> suffix.
MISRAC++2008-2-13-4_a	Suffixes on floating-point constants are lower case.
MISRAC++2008-2-13-4_b	Suffixes on integer constants are lower case.
MISRAC++2008-3-1-1	Non-inline functions have been defined in header files.

Table 6: Summary of checks

Check	Synopsis
MISRAC++2008-3-1-3	One or more external arrays are declared without their size being stated explicitly or defined implicitly by initialization.
MISRAC++2008-3-9-2	There are uses of the basic types char, int, short, long, double, and float without a typedef.
MISRAC++2008-3-9-3	An expression provides access to the bit-representation of a floating-point variable.
MISRAC++2008-4-5-1	Arithmetic operators are used on boolean operands.
MISRAC++2008-4-5-2	Unsafe operators are used on variables of enumeration type.
MISRAC++2008-4-5-3	Arithmetic is performed on objects of type plain char, without an explicit signed or unsigned qualifier.
MISRAC++2008-5-0-1_a	There are expressions that depend on the order of evaluation.
MISRAC++2008-5-0-1_b	There are more than one read access with volatile-qualified type within a single sequence point.
MISRAC++2008-5-0-1_c	There are more than one modification access with volatile-qualified type within a single sequence point.
MISRAC++2008-5-0-2	Parentheses to avoid implicit operator precedence are missing.
MISRAC++2008-5-0-3	One or more cvalue expressions have been implicitly converted to a different underlying type.
MISRAC++2008-5-0-4	One or more implicit integral conversions have been found that change the signedness of the underlying type.
MISRAC++2008-5-0-5	One or more implicit floating-integral conversions were found.
MISRAC++2008-5-0-6	One or more implicit integral or floating-point conversion were found that reduce the size of the underlying type.
MISRAC++2008-5-0-7	One or more explicit floating-integral conversions of a cvalue expression were found.

Table 6: Summary of checks

Check	Synopsis
MISRAC++2008-5-0-8	One or more explicit integral or floating-point conversions were found that increase the size of the underlying type of a cvalue expression.
MISRAC++2008-5-0-9	One or more explicit integral conversions were found that change the signedness of the underlying type of a cvalue expression.
MISRAC++2008-5-0-10	A bitwise operation on unsigned char or unsigned short was found, that was not immediately cast to this type to ensure consistent truncation.
MISRAC++2008-5-0-13_a	Non-Boolean termination conditions were found in <code>do ... while</code> statements.
MISRAC++2008-5-0-13_b	Non-boolean termination conditions were found in <code>for</code> loops.
MISRAC++2008-5-0-13_c	Non-boolean conditions were found in <code>if</code> statements.
MISRAC++2008-5-0-13_d	Non-boolean termination conditions were found in <code>while</code> statements.
MISRAC++2008-5-0-14	Non-boolean operands to the conditional (<code>?:</code>) operator were found.
MISRAC++2008-5-0-15_a	Pointer arithmetic that is not array indexing was found.
MISRAC++2008-5-0-15_b	Array indexing applied to objects not defined as an array type was found.
MISRAC++2008-5-0-16_a	Pointer arithmetic applied to a pointer that references a stack address was found.
MISRAC++2008-5-0-16_b	Invalid pointer arithmetic with an automatic variable that is neither an array nor a pointer was found.
MISRAC++2008-5-0-16_c	An array access is out of bounds.
MISRAC++2008-5-0-16_d	An array access might be out of bounds for some execution paths.
MISRAC++2008-5-0-16_e	A pointer to an array is used outside the array bounds.
MISRAC++2008-5-0-16_f	A pointer to an array might be used outside the array bounds.

Table 6: Summary of checks

Check	Synopsis
MISRAC++2008-5-0-19	Declarations that contain more than two levels of pointer indirection have been found.
MISRAC++2008-5-0-21	Applications of bitwise operators to signed operands were found.
MISRAC++2008-5-2-4 (C++ only)	Old style casts (other than void casts) were found.
MISRAC++2008-5-2-5	Casts that remove a const or volatile qualification were found.
MISRAC++2008-5-2-6	A cast shall not convert a pointer to a function to any other pointer type, including a pointer to function type.
MISRAC++2008-5-2-7	A pointer to object type is cast to a pointer to a different object type.
MISRAC++2008-5-2-9	A cast from a pointer type to an integral type was found.
MISRAC++2008-5-2-10	The increment (++) and decrement (--) operators are being used mixed with other operators in an expression.
MISRAC++2008-5-2-11_a (C++ only)	Overloaded && and operators were found.
MISRAC++2008-5-2-11_b (C++ only)	Overloaded comma operators were found.
MISRAC++2008-5-3-1	Operands of the logical operators (&&, , and !) were found that are not of type bool.
MISRAC++2008-5-3-2_a	Uses of unary minus on unsigned expressions were found.
MISRAC++2008-5-3-2_b	Uses of unary minus on unsigned expressions were found.
MISRAC++2008-5-3-3 (C++ only)	Occurrences of overloaded & operators were found.
MISRAC++2008-5-3-4	There are sizeof expressions that contain side effects.
MISRAC++2008-5-8-1	Possible out-of-range shifts were found.
MISRAC++2008-5-14-1	There are right-hand operands of && or operators that contain side effects.
MISRAC++2008-5-18-1	There are uses of the comma operator.

Table 6: Summary of checks

Check	Synopsis
MISRAC++2008-5-19-1	A constant unsigned integer expression overflows.
MISRAC++2008-6-2-1	One or more assignment operators are used in sub-expressions.
MISRAC++2008-6-2-2	There are floating-point comparisons that use the == or != operators.
MISRAC++2008-6-3-1_a	There are missing braces in do ... while statements.
MISRAC++2008-6-3-1_b	There are missing braces in for statements.
MISRAC++2008-6-3-1_c	There are missing braces in switch statements.
MISRAC++2008-6-3-1_d	There are missing braces in while statements.
MISRAC++2008-6-4-1	There are missing braces in if, else, or else if statements.
MISRAC++2008-6-4-2	If ... else if constructs that are not terminated with an else clause were detected.
MISRAC++2008-6-4-3	Detected switch statements that do not conform to the MISRA C++ switch syntax.
MISRAC++2008-6-4-4	Switch labels were found in nested blocks.
MISRAC++2008-6-4-5	Non-empty switch cases were found that are not terminated by a break.
MISRAC++2008-6-4-6	Switch statements without a default clause, or with a default clause that is not the final clause, were found.
MISRAC++2008-6-4-7	A switch expression was found that represents a value that is effectively Boolean.
MISRAC++2008-6-4-8	One or more switch statements without a case clause were found.
MISRAC++2008-6-5-1_a	Floating-point values were found in the controlling expression of a for statement.
MISRAC++2008-6-5-2	A loop counter was found that might not match the loop condition test.
MISRAC++2008-6-5-3	A for loop counter variable was found that is modified in the body of the loop.
MISRAC++2008-6-5-4	A potentially inconsistent loop counter modification was found.

Table 6: Summary of checks

Check	Synopsis
MISRAC++2008-6-5-6	A non-boolean variable was detected that is modified in the loop and used as loop condition.
MISRAC++2008-6-6-1	The destination of a goto statement is a nested code block.
MISRAC++2008-6-6-2	A goto statement is declared after the destination label.
MISRAC++2008-6-6-4	One or more loops have more than one termination point.
MISRAC++2008-6-6-5	One or more functions have multiple exit points or an exit point that is not at the end of the function.
MISRAC++2008-7-1-1	A local variable that is not modified after its initialization is not <code>const</code> qualified.
MISRAC++2008-7-1-2	A parameter in a function that is not modified by the function is not <code>const</code> qualified.
MISRAC++2008-7-2-1	There are conversions to enum type that are out of range of the enumeration.
MISRAC++2008-7-4-3	There are inline assembler statements that are not encapsulated in functions.
MISRAC++2008-7-5-1_a (C++ only)	A stack object is returned from a function as a reference.
MISRAC++2008-7-5-1_b	A function might return an address on the stack.
MISRAC++2008-7-5-2_a	Detected a stack address stored in a global pointer.
MISRAC++2008-7-5-2_b	Detected a stack address in the field of a global struct.
MISRAC++2008-7-5-2_c	Detected a stack address stored in a parameter of pointer or array type.
MISRAC++2008-7-5-2_d (C++ only)	Detected a stack address stored via a reference parameter.
MISRAC++2008-7-5-4_a	There are functions that call themselves directly.
MISRAC++2008-7-5-4_b	There are functions that call themselves indirectly.
MISRAC++2008-8-0-1	There are declarations that contain more than one variable or constant each.

Table 6: Summary of checks

Check	Synopsis
MISRAC++2008-8-4-1	There are functions defined using the ellipsis (...) notation.
MISRAC++2008-8-4-3	For some execution paths, no return statements are executed in functions with a non-void return type.
MISRAC++2008-8-4-4	The addresses of one or more functions are taken without an explicit &.
MISRAC++2008-8-5-1_a	In all execution paths, variables are read before they are assigned a value.
MISRAC++2008-8-5-1_b	In some execution paths, variables might be read before they are assigned a value.
MISRAC++2008-8-5-1_c	One or more uninitialized or NULL pointers are dereferenced.
MISRAC++2008-8-5-2	There are one or more non-zero array initializations that do not exactly match the structure of the array declaration.
MISRAC++2008-9-3-1 (C++ only)	A member function qualified as <code>const</code> returns a pointer member variable.
MISRAC++2008-9-3-2 (C++ only)	Member functions return non-const handles to members.
MISRAC++2008-9-5-1	Unions were found.
MISRAC++2008-9-6-2	Bitfields of plain int type were found.
MISRAC++2008-9-6-3	Bitfields of plain int type were found.
MISRAC++2008-9-6-4	Signed single-bit bitfields (excluding anonymous fields) were found.
MISRAC++2008-12-1-1_a (C++ only)	A virtual member function is called in a class constructor.
MISRAC++2008-12-1-1_b (C++ only)	A virtual member function is called in a class destructor.
MISRAC++2008-12-1-3 (C++ only)	Constructors that can be called with a single argument of fundamental type are not declared explicit.
MISRAC++2008-15-0-2	Throw of exceptions by pointer.
MISRAC++2008-15-1-2	Throw of NULL integer constant.
MISRAC++2008-15-1-3 (C++ only)	Unsafe rethrow of exception.

Table 6: Summary of checks

Check	Synopsis
MISRAC++2008-15-3-1 (C++ only)	There are exceptions thrown without a handler in some call paths that lead to that point.
MISRAC++2008-15-3-2 (C++ only)	There are no default exception handlers for try.
MISRAC++2008-15-3-3 (C++ only)	One or more exception handlers in a constructor or destructor accesses a non-static member variable that might not exist.
MISRAC++2008-15-3-4 (C++ only)	There are calls to functions that are explicitly declared to throw an exception type that are not handled (or declared as thrown) by the caller.
MISRAC++2008-15-3-5 (C++ only)	Exception objects are caught by value, not by reference.
MISRAC++2008-15-5-1 (C++ only)	An exception is thrown, or might be thrown, in a class destructor.
MISRAC++2008-16-0-3	Found occurrences of #undef.
MISRAC++2008-16-0-4	Definitions of function-like macros were found.
MISRAC++2008-16-2-2 (C++ only)	Definitions of macros that are not include guards were found.
MISRAC++2008-16-2-3	Header files without #include guards were found.
MISRAC++2008-16-2-4	There are illegal characters in header file names.
MISRAC++2008-16-2-5	There are illegal characters in header file names.
MISRAC++2008-16-3-1	There are multiple # or ## operators in a macro definition.
MISRAC++2008-16-3-2	# and ## operators were found in macro definitions.
MISRAC++2008-17-0-1	Detected a #define or #undef of a reserved identifier in the standard library.
MISRAC++2008-17-0-3	One or more library functions are being overridden.
MISRAC++2008-17-0-5	Found uses of setjmp.h.
MISRAC++2008-18-0-1 (C++ only)	C library includes were found.
MISRAC++2008-18-0-2	Uses of atof, atoi, atol and atoll were found.
MISRAC++2008-18-0-3	Uses of abort, exit, getenv, and system were found.

Table 6: Summary of checks


Check	Synopsis
MISRAC++2008-18-0-4	Uses of time.h functions: asctime, clock, ctime, difftime, gmtime, localtime, mktime, strptime, and time were found.
MISRAC++2008-18-0-5	Uses of strcpy, strcmp, strcat, strchr, strspn, strcspn, strpbrk, strrchr, strstr, strtok, or strlen were found.
MISRAC++2008-18-2-1	Uses of the built-in function offsetof were found.
MISRAC++2008-18-4-1	Uses of malloc, calloc, realloc, or free were found.
MISRAC++2008-18-7-1	Uses of signal.h were found.
MISRAC++2008-19-3-1	Uses of errno were found.
MISRAC++2008-27-0-1	Uses of stdio.h were found.

Table 6: Summary of checks

Descriptions of checks

The following is detailed reference information about each check.

ARR-inv-index-pos

Synopsis	An array access might be out of bounds, depending on which path is executed.
Enabled by default	Yes
Severity/Certainty	High/High 
Full description	An element of an array is accessed, but one or more of the executable paths means that the element is outside the bounds of the array. This might corrupt data and/or crash the application, and result in security vulnerabilities.
Coding standards	CERT ARR33-C <p>Guarantee that copies are made into storage of sufficient size</p> <p>CWE 119 Improper Restriction of Operations within the Bounds of a Memory Buffer</p>

CWE 120

Buffer Copy without Checking Size of Input ('Classic Buffer Overflow')

CWE 121

Stack-based Buffer Overflow

CWE 124

Buffer Underwrite ('Buffer Underflow')

CWE 126

Buffer Over-read

CWE 127

Buffer Under-read

CWE 129

Improper Validation of Array Index

MISRA C:2012 Rule-18.1

(Required) A pointer resulting from arithmetic on a pointer operand shall address an element of the same array as that pointer operand

MISRA C++ 2008 5-0-16

(Required) A pointer operand and any pointer resulting from pointer arithmetic using that operand shall both address elements of the same array.

Code examples

The following code example fails the check and will give a warning:

```
int cond;

int main(void)
{
    int a[7];
    int x;

    if (cond)
        x = 3;
    else
        x = 20;

    a[x] = 0; //x may be set to 20 in line 11
             //but a only has an interval of [0,6]
    return 0;
}
```

The following code example passes the check and will not give a warning about this issue:


```
int cond;

int main(void)
{
    int a[25];
    int x;

    if (cond)
        x = 3;
    else
        x = 20;

    a[x] = 0; //here, both possible values of
            //x are in the interval [0,24]
    return 0;
}
```

ARR-inv-index-ptr-pos

Synopsis	A pointer to an array is potentially used outside the array bounds.
Enabled by default	Yes
Severity/Certainty	Medium/Medium 
Full description	A pointer to an array is potentially used outside the array bounds. This might cause an invalid memory access, and might be a serious security risk. The application might also crash.
Coding standards	CERT ARR33-C Guarantee that copies are made into storage of sufficient size CWE 119 Improper Restriction of Operations within the Bounds of a Memory Buffer CWE 120 Buffer Copy without Checking Size of Input ('Classic Buffer Overflow')

CWE 121

Stack-based Buffer Overflow

CWE 122

Heap-based Buffer Overflow

CWE 124

Buffer Underwrite ('Buffer Underflow')

CWE 126

Buffer Over-read

CWE 127

Buffer Under-read

CWE 129

Improper Validation of Array Index

MISRA C:2012 Rule-18.1

(Required) A pointer resulting from arithmetic on a pointer operand shall address an element of the same array as that pointer operand

MISRA C++ 2008 5-0-16

(Required) A pointer operand and any pointer resulting from pointer arithmetic using that operand shall both address elements of the same array.

Code examples


The following code example fails the check and will give a warning:

```
void example(int b) {
    int arr[11];
    int *p = arr;
    int x = (b<10 ? 8 : 11);
    p[x];
}
```

The following code example passes the check and will not give a warning about this issue:

```
void example(int b) {
    int arr[12];
    int *p = arr;
    int x = (b<10 ? 8 : 11);
    p[x];
}
```

ARR-inv-index-ptr

Synopsis	A pointer to an array is used outside the array bounds.
Enabled by default	Yes
Severity/Certainty	High/High 
Full description	A pointer to an array is used outside the array bounds. This will cause an invalid memory access, and might be a serious security risk. The application might also crash.
Coding standards	<p>CERT ARR33-C</p> <p style="padding-left: 40px;">Guarantee that copies are made into storage of sufficient size</p> <p>CWE 119</p> <p style="padding-left: 40px;">Improper Restriction of Operations within the Bounds of a Memory Buffer</p> <p>CWE 120</p> <p style="padding-left: 40px;">Buffer Copy without Checking Size of Input ('Classic Buffer Overflow')</p> <p>CWE 121</p> <p style="padding-left: 40px;">Stack-based Buffer Overflow</p> <p>CWE 122</p> <p style="padding-left: 40px;">Heap-based Buffer Overflow</p> <p>CWE 124</p> <p style="padding-left: 40px;">Buffer Underwrite ('Buffer Underflow')</p> <p>CWE 126</p> <p style="padding-left: 40px;">Buffer Over-read</p> <p>CWE 127</p> <p style="padding-left: 40px;">Buffer Under-read</p> <p>CWE 129</p> <p style="padding-left: 40px;">Improper Validation of Array Index</p> <p>MISRA C:2012 Rule-18.1</p>

(Required) A pointer resulting from arithmetic on a pointer operand shall address an element of the same array as that pointer operand

MISRA C++ 2008 5-0-16

(Required) A pointer operand and any pointer resulting from pointer arithmetic using that operand shall both address elements of the same array.

Code examples

The following code example fails the check and will give a warning:

```
void example(void) {
    int arr[10];
    int *p = arr;
    p[10];
}
```

The following code example passes the check and will not give a warning about this issue:

```
void example(void) {
    int arr[10];
    int *p = arr;
    p[9];
}
```

ARR-inv-index

Synopsis

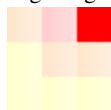
An array access is out of bounds.

Enabled by default

Yes

Severity/Certainty

High/High



Full description

An element of an array is accessed when that element is outside the bounds of the array. This might corrupt data and/or crash the application, and result in security vulnerabilities.

Coding standards

CERT ARR33-C

Guarantee that copies are made into storage of sufficient size

CWE 119

Improper Restriction of Operations within the Bounds of a Memory Buffer

CWE 120

Buffer Copy without Checking Size of Input ('Classic Buffer Overflow')

CWE 121

Stack-based Buffer Overflow

CWE 124

Buffer Underwrite ('Buffer Underflow')

CWE 126

Buffer Over-read

CWE 127

Buffer Under-read

CWE 129

Improper Validation of Array Index

MISRA C:2012 Rule-18.1

(Required) A pointer resulting from arithmetic on a pointer operand shall address an element of the same array as that pointer operand

MISRA C++ 2008 5-0-16

(Required) A pointer operand and any pointer resulting from pointer arithmetic using that operand shall both address elements of the same array.

Code examples

The following code example fails the check and will give a warning:

```

/* Goanna correctly detects that the array access,
   a[x - 10] is always within bounds, because 'x'
   is always in the range 10 <= x < 20, but a[x]
   is not. */

int ex(int x, int y)
{
    int a[10];

    if((x >= 0) && (x < 20)) {
        if(x < 10) {
            y = a[x];
        } else {
            y = a[x - 10];
            y = a[x];
        }
    }

    return y;
}

```

The following code example passes the check and will not give a warning about this issue:

```

int main(void)
{
    int a[4];

    a[3] = 0;

    return 0;
}

```

ARR-neg-index

Synopsis

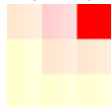
An array is accessed with a negative subscript value.

Enabled by default

Yes

Severity/Certainty

High/High



Full description	An array is accessed with a negative subscript value, causing an illegal memory access. This might corrupt data and/or crash the application, and result in security vulnerabilities.
Coding standards	CWE 120 Buffer Copy without Checking Size of Input ('Classic Buffer Overflow') CWE 124 Buffer Underwrite ('Buffer Underflow') CWE 127 Buffer Under-read

Code examples The following code example fails the check and will give a warning:


```
void foo(int n)
{
    int x[n];
    int i = 0;
    if (i == 0)
        i--;
    x[i] = 5; //i is -1 at this point
}
```

The following code example passes the check and will not give a warning about this issue:

```
void foo(int n)
{
    int x[n];
    int i = 5;
    if (i == 0)
        i--;
    x[i] = 5; //OK, since i is 4
}
```


ARR-uninit-index

Synopsis	An array is indexed with an uninitialized variable
Enabled by default	Yes

Severity/Certainty	Medium/Medium 
Full description	An array is indexed with an uninitialized variable. The value of the variable is not defined, which might cause an array overrun.
Coding standards	This check does not correspond to any coding standard rules.

Code examples	<p>The following code example fails the check and will give a warning:</p> <pre>int example(int b[20]) { int a; return b[a]; }</pre> <p>The following code example passes the check and will not give a warning about this issue:</p> <pre>int example(int b[20]) { int a; a = 5; return b[a]; }</pre>
---------------	--

ATH-cmp-float


Synopsis	Floating point comparisons using == or !=
Enabled by default	Yes
Severity/Certainty	Low/High 
Full description	A comparison for equality with a floating-point type uses the == or != operator. This might have an unexpected result because the value of the float varies with the environment and the operation. The comparison might be evaluated incorrectly, especially if either of the floating-point numbers has been operated on arithmetically. In that case, the application logic will be compromised.

Coding standards	<p>CERT FLP06-C</p> <p>Understand that floating-point arithmetic in C is inexact</p> <p>CERT FLP35-CPP</p> <p>Take granularity into account when comparing floating point values</p> <p>MISRA C:2004 13.3</p> <p>(Required) Floating-point expressions shall not be tested for equality or inequality.</p> <p>MISRA C++ 2008 6-2-2</p> <p>(Required) Floating-point expressions shall not be directly or indirectly tested for equality or inequality.</p>
------------------	--

Code examples	<p>The following code example fails the check and will give a warning:</p> <pre>int main(void) { float f = 3.0; int i = 3; if (f == i) //comparison of a float and an int ++i; return 0; }</pre> <p>The following code example passes the check and will not give a warning about this issue:</p> <pre>int main(void) { int i = 60; char c = 60; if (i == c) ++i; return 0; }</pre>
---------------	---

ATH-cmp-unsigned-neg

Synopsis	An unsigned value is compared to see whether it is negative.
----------	--

Enabled by default	Yes
Severity/Certainty	Low/High 
Full description	A comparison is performed on an unsigned value, to see whether it is negative. This comparison always returns false, and is redundant.
Coding standards	This check does not correspond to any coding standard rules.
Code examples	<p>The following code example fails the check and will give a warning:</p> <pre>int foo(unsigned int x) { if (x < 0) //checking an unsigned for negativity return 1; else return 0; }</pre> <p>The following code example passes the check and will not give a warning about this issue:</p> <pre>int foo(unsigned int x) { if (x < 1) //OK - x might be 0 return 1; else return 0; }</pre>

ATH-cmp-unsign-pos

Synopsis	An unsigned value is compared to see whether it is greater than or equal to 0.
Enabled by default	Yes

Severity/Certainty

Low/High



Full description

A comparison is performed on an unsigned value, to see whether it is greater than or equal to 0. This comparison always returns true, and is redundant.

Coding standards

This check does not correspond to any coding standard rules.

Code examples

The following code example fails the check and will give a warning:

```
int foo(unsigned int x)
{
    if (x >= 0) //checking an unsigned for negativity
        return 1;
    else
        return 0;
}
```

The following code example passes the check and will not give a warning about this issue:

```
int foo(unsigned int x)
{
    if (x > 0) //OK - x might be 0
        return 1;
    else
        return 0;
}
```

ATH-div-0-assign

Synopsis

A variable is assigned the value 0, then used as a divisor.

Enabled by default

Yes

Severity/Certainty

High/High



Full description	A variable is assigned the value 0, then used as a divisor. This will cause a 'divide by zero' runtime error.
Coding standards	<p>CERT INT33-C</p> <p>Ensure that division and modulo operations do not result in divide-by-zero errors</p> <p>CWE 369</p> <p>Divide By Zero</p> <p>MISRA C:2004 1.2</p> <p>(Required) No reliance shall be placed on undefined or unspecified behavior.</p> <p>MISRA C:2012 Rule-1.3</p> <p>(Required) There shall be no occurrence of undefined or critical unspecified behaviour</p>
Code examples	<p>The following code example fails the check and will give a warning:</p> <pre>int foo(void) { int a = 20, b = 0, c; c = a / b; /* Divide by zero */ return c; }</pre> <p>The following code example passes the check and will not give a warning about this issue:</p>

```

int foo(void)
{
    int a = 20, b = 5, c;

    c = a / b; /* b is not 0 */

    return c;
}
int main() {
    int totallen = 0;
    int i=0;
    float tmp=1;

    for( i=1; i<10; i++){
        totallen++;
    }


    foo(2/totallen);

    return 0;
}

int foo(int x){
    return x;
}

```

ATH-div-0-cmp-aft

Synopsis	After a successful comparison with 0, a variable is used as a divisor.
Enabled by default	Yes
Severity/Certainty	Medium/High 
Full description	A variable is successfully compared to 0, then used as a divisor. This will cause a 'divide by zero' runtime error.
Coding standards	CERT INT33-C

Ensure that division and modulo operations do not result in divide-by-zero errors

CWE 369

Divide By Zero

MISRA C:2004 1.2

(Required) No reliance shall be placed on undefined or unspecified behavior.

MISRA C:2012 Rule-1.3

(Required) There shall be no occurrence of undefined or critical unspecified behaviour

Code examples

The following code example fails the check and will give a warning:

```
#include <stdlib.h>
int foo(void)
{
    int a = 20;
    int p = rand();

    if (p == 0) /* p is 0 */
        a = 34 / p;

    return a;
}
```

The following code example passes the check and will not give a warning about this issue:

```
#include <stdlib.h>
int foo(void)
{
    int a = 20;
    int p = rand();


    if (p != 0) /* p is not 0 */
        a = 34 / p;

    return a;
}
```

ATH-div-0-cmp-bef

Synopsis

A variable used as a divisor is afterwards compared with 0.


Enabled by default	Yes
Severity/Certainty	Low/High 
Full description	<p>A variable is compared to 0 after it is used as a divisor, but before it is written to again. This implies that the variable's value might be 0, and might have been for the preceding statements. Because one of these statements is an operation that uses the variable as a divisor (causing a 'divide by zero' runtime error), the execution can never reach the comparison when the value is 0, making it redundant.</p>
Coding standards	<p>CERT INT33-C</p> <p style="padding-left: 40px;">Ensure that division and modulo operations do not result in divide-by-zero errors</p> <p>CWE 369</p> <p style="padding-left: 40px;">Divide By Zero</p> <p>MISRA C:2004 1.2</p> <p style="padding-left: 40px;">(Required) No reliance shall be placed on undefined or unspecified behavior.</p> <p>MISRA C:2012 Rule-1.3</p> <p style="padding-left: 40px;">(Required) There shall be no occurrence of undefined or critical unspecified behaviour</p>
Code examples	<p>The following code example fails the check and will give a warning:</p> <pre>int foo(int p) { int a = 20, b = 1; b = a / p; if (p == 0) // Checking the value of 'p' too late. return 0; return b; }</pre> <p>The following code example passes the check and will not give a warning about this issue:</p>


```

int foo(int p)
{
    int a = 20, b;
    if (p == 0)
        return 0;
    b = a / p;    /* Here 'p' is non-zero. */
    return b;
}

```

ATH-div-0-interval


Synopsis	Interval analysis has found a value that is 0 and used as a divisor.
Enabled by default	Yes
Severity/Certainty	Medium/Medium 
Full description	Interval analysis has found a value that is 0 and used as a divisor. This might cause a 'divide by zero' runtime error.
Coding standards	<p>CERT INT33-C</p> <p>Ensure that division and modulo operations do not result in divide-by-zero errors</p> <p>CWE 369</p> <p>Divide By Zero</p> <p>MISRA C:2004 1.2</p> <p>(Required) No reliance shall be placed on undefined or unspecified behavior.</p> <p>MISRA C:2012 Rule-1.3</p> <p>(Required) There shall be no occurrence of undefined or critical unspecified behaviour</p>
Code examples	The following code example fails the check and will give a warning:

```
int foo(void)
{
    int a = 1;
    a--;
    return 5 / a; /* a is 0 */
}
```

The following code example passes the check and will not give a warning about this issue:

```
int foo(void)
{
    int a = 2;
    a--;
    return 5 / a; /* OK - a is 1 */
}
```

ATH-div-0-pos

Synopsis	Interval analysis has found an expression that might be 0 and is used as a divisor.
Enabled by default	Yes
Severity/Certainty	High/Low 
Full description	Interval analysis has found an expression that contains 0 and is used as a divisor. This might cause a 'divide by zero' runtime error.
Coding standards	CERT INT33-C Ensure that division and modulo operations do not result in divide-by-zero errors CWE 369 Divide By Zero MISRA C:2004 1.2 (Required) No reliance shall be placed on undefined or unspecified behavior. MISRA C:2012 Rule-1.3

(Required) There shall be no occurrence of undefined or critical unspecified behaviour

Code examples

The following code example fails the check and will give a warning:

```
int main (void)
{
    int x = 2;
    int i;

    /* The second iteration leads to a division by zero*/
    for (i = 1; i < 3; i++) { x = x / (2 - i); }
    /*@@ZDV-RED@@ */

    return x;
}

int foo(void)
{
    int a = 3;
    a--;
    return 5 / (a-2); // a-2 is 0
}
```


The following code example passes the check and will not give a warning about this issue:

```
int foo(void)
{
    int a = 3;
    a--;
    return 5 / (a+2); // OK - a+2 is 4
}
```

ATH-div-0-unchk-global


Synopsis

A global variable is used as a divisor without having been determined to be non-zero.

Enabled by default	Yes
Severity/Certainty	Medium/Low 
Full description	A global variable is used as a divisor without having been determined to be non-zero. This will cause a 'divide by zero' runtime error if the variable has a value of 0.
Coding standards	CWE 369 <div style="padding-left: 40px;">Divide By Zero</div> MISRA C:2004 1.2 <div style="padding-left: 40px;">(Required) No reliance shall be placed on undefined or unspecified behavior.</div> MISRA C:2012 Rule-1.3 <div style="padding-left: 40px;">(Required) There shall be no occurrence of undefined or critical unspecified behaviour</div>
Code examples	The following code example fails the check and will give a warning: <pre>int x; int example() { return 5/x; }</pre> The following code example passes the check and will not give a warning about this issue: <pre>int x; int example() { if (x != 0){ return 5/x; } }</pre>


ATH-div-0-unchk-local

Synopsis	A local variable is used as a divisor without having been determined to be non-zero.
Enabled by default	Yes


Severity/Certainty	Medium/Low 
Full description	A local variable is used as a divisor without having been determined to be non-zero. This will cause a 'divide by zero' runtime error if the variable has a value of 0.
Coding standards	CWE 369 Divide By Zero MISRA C:2004 1.2 (Required) No reliance shall be placed on undefined or unspecified behavior. MISRA C:2012 Rule-1.3 (Required) There shall be no occurrence of undefined or critical unspecified behaviour
Code examples	The following code example fails the check and will give a warning: <pre>int rand(); int example() { int x = rand(); return 5/x; }</pre> The following code example passes the check and will not give a warning about this issue: <pre>int rand(); int example() { int x = rand(); if (x != 0){ return 5/x; } }</pre>

ATH-div-0-unchk-param

Synopsis	A parameter is used as a divisor without having been determined to be non-zero.
Enabled by default	Yes

Severity/Certainty	Medium/Low 
Full description	A parameter is used as a divisor without having been determined to be non-zero. This will cause a 'divide by zero' runtime error if the parameter has a value of 0.
Coding standards	CWE 369 Divide By Zero
Code examples	The following code example fails the check and will give a warning: <pre>int example(int x) { return 5/x; }</pre> The following code example passes the check and will not give a warning about this issue: <pre>int example(int x) { if (x != 0){ return 5/x; } }</pre>

ATH-div-0

Synopsis	An expression that results in 0 is used as a divisor.
Enabled by default	Yes
Severity/Certainty	High/High 
Full description	An expression that results in 0 is used as a divisor. This will cause a 'divide by zero' runtime error.
Coding standards	CERT INT33-C

Ensure that division and modulo operations do not result in divide-by-zero errors

CWE 369

Divide By Zero

MISRA C:2004 1.2

(Required) No reliance shall be placed on undefined or unspecified behavior.

MISRA C:2012 Rule-1.3

(Required) There shall be no occurrence of undefined or critical unspecified behaviour

Code examples

The following code example fails the check and will give a warning:

```
int foo(void)
{
    int a = 3;
    a--;
    return 5 / (a-2); // a-2 is 0
}
#include <stdlib.h>

int main (void)
{
    int *p = malloc( sizeof(int));
    int x = foo (p);
    /* foo(2) returns 8, so we have a division by zero below */
    x = 1 / (x - 8);          /*@@ZDV-RED@@ */


    return x;
}

int foo(int * p){
    return 8;
}
```


The following code example passes the check and will not give a warning about this issue:

```
int foo(void)
{
    int a = 3;
    a--;
    return 5 / (a+2); // OK - a+2 is 4
}
```

ATH-inc-bool (C++ only)

Synopsis	Deprecated operation on <code>bool</code> .
Enabled by default	Yes
Severity/Certainty	Medium/High 
Full description	An undefined increment or decrement operation is performed on a <code>bool</code> value. In older versions of C++, Boolean values were modeled by a <code>typedef</code> to an integer type, allowing increment and decrement operations. These types are deprecated in Standard C++ and the operations no longer apply to the built-in C++ <code>bool</code> type.
Coding standards	CWE 480 Use of Incorrect Operator
Code examples	The following code example fails the check and will give a warning: <pre>int main(void) { bool x = true; ++x; //this operation is undefined for a bool }</pre> The following code example passes the check and will not give a warning about this issue: <pre>int main(void) { int x = 0; ++x; //OK - x is an int }</pre>

ATH-malloc-overflow

Synopsis	The size of memory passed to malloc to allocate overflows.
Enabled by default	Yes
Severity/Certainty	High/Medium 
Full description	The size of memory passed to malloc to allocate is the result of an arithmetic overflow. As a result, malloc will not allocate the expected amount of memory and accesses to this memory might cause runtime errors.
Coding standards	This check does not correspond to any coding standard rules.
Code examples	<p>The following code example fails the check and will give a warning:</p> <pre>#include <stdlib.h> #include <limits.h> void example(void) { int *b = malloc(sizeof(int)*ULONG_MAX*ULONG_MAX); }</pre> <p>The following code example passes the check and will not give a warning about this issue:</p> <pre>#include <stdlib.h> #include <limits.h> void example(void) { int *b = malloc(sizeof(int)*5); }</pre>

ATH-neg-check-nonneg

Synopsis	A variable is checked for a non-negative value after being used, instead of before.
Enabled by default	Yes

Severity/Certainty

Low/High



Full description

A function parameter or index is used in a context that implicitly asserts that it is not negative, but it is not determined to be non-negative until after it is used. If the value actually is negative when the variable is used, data might be corrupted, the application might crash, or a security vulnerability might be exposed.

Coding standards

This check does not correspond to any coding standard rules.

Code examples

The following code example fails the check and will give a warning:

```
#include <stdlib.h>
int foo(int p)
{
    int *x = malloc(p); // p was an argument to malloc(),
                       // so it is not negative

    if (p < 0)
        return 0;

    return p;
}
```

The following code example passes the check and will not give a warning about this issue:

```

#include <stdlib.h>
int foo(int p)
{
    int *x;

    if (p < 0)
        return 0;

    x = malloc(p); // OK - p is non-negative

    return p;
}
#include <stdlib.h>
int foo(int p)
{
    int *x;


    if (p < 1)
        p= 1;

    x = malloc(p); // OK - p is non-negative

    return p;
}

```

ATH-neg-check-pos

Synopsis	A variable is checked for a positive value after being used, instead of before.
Enabled by default	Yes
Severity/Certainty	Low/High 
Full description	A function parameter or index is used in a context that implicitly asserts that it is positive, but it is not compared to 0 until after it is used. If the value actually is negative or 0 when the variable is used, data might be corrupted, the application might crash, or a security vulnerability might be exposed.
Coding standards	This check does not correspond to any coding standard rules.

Code examples

The following code example fails the check and will give a warning:

```
#include <stdlib.h>
int foo(int p)
{
    int *x = malloc(p);

    // p was an argument to malloc(), so not negative

    if (p <= 0)
        return 0;

    return p;
}
```

The following code example passes the check and will not give a warning about this issue:

```
#include <stdlib.h>
int foo(int p)
{
    int *x;

    if (p < 0)
        return 0;

    x = malloc(p); // OK - p is non-negative


    return p;
}
```

ATH-new-overflow (C++ only)

Synopsis An arithmetic overflow is caused by an allocation using new[].

Enabled by default Yes

Severity/Certainty High/Medium



Full description The new a[n] operator performs the operation sizeof(a) * n. This might cause an overflow, leading to an unexpected amount of memory being allocated. Dereferencing this memory might lead to a runtime error.

Coding standards

This check does not correspond to any coding standard rules.

Code examples

The following code example fails the check and will give a warning:

```
#include <new>
#include <climits>

void example(void) {
#ifdef __LP64__
    unsigned long b = (ULONG_MAX / 4) + 1;
#else
    unsigned int b = (UINT_MAX / 4) + 1;
#endif
    int *a = new int[b];
}
```

The following code example passes the check and will not give a warning about this issue:

```
#include <new>

void example(void) {
    int *a = new int[10];
}
```

ATH-overflow-cast

Synopsis

An expression is cast to a different type, resulting in an overflow or underflow of its value.

Enabled by default

No

Severity/Certainty

Medium/High



Full description

An expression is cast to a different type, resulting in an overflow or underflow of its value. This might be unintended and can cause logic errors. Because unexpected behavior is much more likely than an application crash, such errors can be very hard to find.

Coding standards	CERT INT31-C
	Ensure that integer conversions do not result in lost or misinterpreted data
	CWE 194
	Unexpected Sign Extension
	CWE 195
	Signed to Unsigned Conversion Error
	CWE 196
	Unsigned to Signed Conversion Error
	CWE 197
	Numeric Truncation Error
	CWE 680
	Integer Overflow to Buffer Overflow

Code examples The following code example fails the check and will give a warning:

```
typedef int I;
typedef I J;


void f(){
    J x = 375;
    char c = (char)x; //overflows to 120
}
```

The following code example passes the check and will not give a warning about this issue:

```
void f(){
    int x = 35;
    char c = (char)x;
}
```


ATH-overflow

Synopsis	An expression is implicitly converted to a narrower type, resulting in an overflow or underflow of its value.
Enabled by default	Yes

Severity/Certainty	Medium/High 
Full description	An expression is implicitly converted to a narrower type, resulting in an overflow or underflow of its value. This might be unintended and can cause logic errors. Because unexpected behavior is much more likely than an application crash, such errors can be very hard to find.
Coding standards	CERT INT31-C <p style="padding-left: 40px;">Ensure that integer conversions do not result in lost or misinterpreted data</p> <p>CWE 194 <p style="padding-left: 40px;">Unexpected Sign Extension</p> <p>CWE 195 <p style="padding-left: 40px;">Signed to Unsigned Conversion Error</p> <p>CWE 196 <p style="padding-left: 40px;">Unsigned to Signed Conversion Error</p> <p>CWE 197 <p style="padding-left: 40px;">Numeric Truncation Error</p> <p>CWE 680 <p style="padding-left: 40px;">Integer Overflow to Buffer Overflow</p> </p></p></p></p></p>
Code examples	The following code example fails the check and will give a warning: <pre>typedef int I; typedef I J; void f(){ J x = 375; char c = x; //overflows to 120 }</pre> <p>The following code example passes the check and will not give a warning about this issue:</p>

```
void f(){
    int x = 35;
    char c = x;
}
```

ATH-shift-bounds

Synopsis	Out of range shifts were found.
Enabled by default	Yes
Severity/Certainty	Medium/Medium 
Full description	The right-hand operand of a shift operator might be negative or too large. A shift operator on an n -bit argument should only shift between 0 and $n-1$ bits. The behavior here is undefined; the code might work as intended, or data could become erroneous.
Coding standards	CERT INT34-C <p style="padding-left: 40px;">Do not shift a negative number of bits or more bits than exist in the operand</p> CWE 682 <p style="padding-left: 40px;">Incorrect Calculation</p> MISRA C:2004 12.8 <p style="padding-left: 40px;">(Required) The right-hand operand of a shift operator shall lie between zero and one less than the width in bits of the underlying type of the left-hand operand.</p> MISRA C:2012 Rule-12.2 <p style="padding-left: 40px;">(Required) The right hand operand of a shift operator shall lie in the range zero to one less than the width in bits of the essential type of the left hand operand</p> MISRA C++ 2008 5-8-1 <p style="padding-left: 40px;">(Required) The right hand operand of a shift operator shall lie between zero and one less than the width in bits of the underlying type of the left hand operand.</p>
Code examples	The following code example fails the check and will give a warning:


```

unsigned int foo(unsigned long long x, unsigned int y)
{
    int shift = 65; // too big
    return 3ULL << shift;
}
unsigned int foo(unsigned int x, unsigned int y)
{
    int shift = 33; // too big
    return 3U << shift;
}

```


The following code example passes the check and will not give a warning about this issue:

```

unsigned int foo(unsigned int x)
{
    int y = 1; // OK - this is within the correct range
    return x << y;
}
unsigned int foo(unsigned long long x)
{
    int y = 63; // ok
    return x << y;
}

```

ATH-shift-neg

Synopsis	The left-hand side of a right shift operation might be a negative value.
Enabled by default	Yes
Severity/Certainty	Medium/Medium 
Full description	The left-hand side of a right shift operation might be a negative value. Because performing a right shift operation on a negative number is implementation-defined, this operation might have unexpected results.
Coding standards	CWE 682 Incorrect Calculation
Code examples	The following code example fails the check and will give a warning:

```
int example(int x) {
    return -10 >> x;
}
```

The following code example passes the check and will not give a warning about this issue:

```
int example(int x) {
    return 10 >> x;
}
```

ATH-sizeof-by-sizeof

Synopsis Multiplying sizeof by sizeof.

Enabled by default Yes

Severity/Certainty Medium/High



Full description sizeof is multiplied by sizeof. This is probably a programming mistake and might have been intended to be sizeof / sizeof. This code will not cause any errors, but the product of two sizeof results is not a useful value, and might indicate a misunderstanding of the intended behavior of the code.

Coding standards CWE 480
Use of Incorrect Operator


Code examples The following code example fails the check and will give a warning:

```
void foo(void)
{
    int x = sizeof(int) * sizeof(char); //sizeof * sizeof
}
```

The following code example passes the check and will not give a warning about this issue:


```
void foo(void)
{
    int x = sizeof(int) * 7; //OK
}
```

CAST-old-style (C++ only)

Synopsis	Old style casts (other than void casts) are used
Enabled by default	No
Severity/Certainty	Medium/Medium 
Full description	Old style casts (other than void casts) are used. These casts override type information about the variables or pointers being cast, which might cause portability problems. A particular cast might for example not be valid on a system, but the compiler will perform the cast anyway. The new style casts <code>static_cast</code> , <code>const_cast</code> , and <code>reinterpret_cast</code> should be used instead because they make clear the intention of the cast. Moreover, the new style casts can easily be searched for in source code files, unlike old style casts.
Coding standards	CERT EXP05-CPP Do not use C-style casts MISRA C++ 2008 5-2-4 (Required) C-style casts (other than void casts) and functional notation casts (other than explicit constructor calls) shall not be used.
Code examples	The following code example fails the check and will give a warning: <pre>int example(float b) { return (int)b; }</pre> The following code example passes the check and will not give a warning about this issue: <pre>int example(float b) { return static_cast<int>(b); }</pre>

CATCH-object-slicing (C++ only)

Synopsis	Exception objects are caught by value
----------	---------------------------------------

Enabled by default	Yes
Severity/Certainty	Medium/Medium 
Full description	Class type exception objects are caught by value, leading to slicing. That is, if the exception object is of a derived class and is caught as the base, only the base class's functions (including virtual functions) can be called. Moreover, any additional member data in the derived class cannot be accessed. If the exception is instead caught by reference, slicing does not occur.
Coding standards	CERT ERR09-CPP <p style="margin-left: 40px;">Throw anonymous temporaries and catch by reference</p> MISRA C++ 2008 15-3-5 <p style="margin-left: 40px;">(Required) A class type exception shall always be caught by reference.</p>
Code examples	The following code example fails the check and will give a warning:

```

typedef char char_t;

// base class for exceptions
class ExpBase {
public:
    virtual const char_t *who ( ) { return "base"; }
};

class ExpD1: public ExpBase {
public:
    virtual const char_t *who ( ) { return "type 1 exception"; }
};

class ExpD2: public ExpBase {
public:
    virtual const char_t *who ( ) { return "type 2 exception"; }
};

void example()
{
    try {
        // ...
        throw ExpD1 ( );
        // ...
        throw ExpBase ( );
    }
    catch ( ExpBase b ) { // Non-compliant - derived type objects
will be
        // caught as the base type
        b.who();           // Will always be "base"
        throw b;          // The exception re-thrown is of the
base class,
        // not the original exception type
    }
}

```

The following code example passes the check and will not give a warning about this issue:

```

typedef char char_t;

// base class for exceptions
class ExpBase {
public:
    virtual const char_t *who ( ) { return "base"; }
};

class ExpD1: public ExpBase {
public:
    virtual const char_t *who ( ) { return "type 1 exception"; }
};

class ExpD2: public ExpBase {
public:
    virtual const char_t *who ( ) { return "type 2 exception"; }
};

void example()
{
    try {
        // ...
        throw ExpD1 ( );
        // ...
        throw ExpBase ( );
    }
    catch ( ExpBase &b ) { // Compliant - exceptions caught by
reference
        // ...
        b.who(); // "base", "type 1 exception" or "type 2
exception"
                // depending upon the type of the thrown object
    }
}

```

CATCH-xtor-bad-member (C++ only)

Synopsis	Exception handler in constructor or destructor accesses non-static member variable that might not exist.
Enabled by default	No

Severity/Certainty

Medium/Low



Full description

The exception handler in a constructor or destructor accesses a non-static member function. Such members might or might not exist at this point in construction/destruction and accessing them might result in undefined behavior.

Coding standards

MISRA C++ 2008 15-3-3

(Required) Handlers of a function-try-block implementation of a class constructor or destructor shall not reference non-static members from this class or its bases.

Code examples

The following code example fails the check and will give a warning:

```

int throws();

class C
{
public:
    int x;
    static char c;
    C ( )
    {
        x = 0;
    }

    ~C ( )
    {
        try
        {
            throws();
            // Action that may raise an exception
        }
        catch ( ... )
        {
            if ( 0 == x ) // Non-compliant - x may not exist at this
point
            {
                // Action dependent on value of x
            }
        }
    }
};

```

The following code example passes the check and will not give a warning about this issue:


```

class C
{
public:
    int x;
    static char c;
    C ( )
    {
        try
        {
            // Action that may raise an exception
        }
        catch ( ... )
        {
            if ( 0 == c )
            {
                // Action dependent on value of c
            }
        }
    }

    ~C ( )
    {
        try
        {
            // Action that may raise an exception
        }
        catch (int i) {}
        catch ( ... )
        {
            if ( 0 == c )
            {
                // Action dependent on value of c
            }
        }
    }
};

```

COMMA-overload (C++ only)

Synopsis	Overloaded comma operator
Enabled by default	No

Severity/Certainty

Low/Low



Full description

There are overloaded versions of the comma and logical conjunction operators. These have the semantics of function calls whose sequence point and ordering semantics are different from those of the built-in versions. Because it might not be clear at the point of use that these operators are overloaded, developers might be unaware which semantics apply.

Coding standards

MISRA C++ 2008 5-2-11

(Required) The comma operator, && operator and the || operator shall not be overloaded.

Code examples

The following code example fails the check and will give a warning:

```
class C{
    bool x;
    bool operator,(bool other);
};

bool C::operator,(bool other){
    return x;
}
```

The following code example passes the check and will not give a warning about this issue:

```
class C{
    int x;
    int operator+(int other);
};

int C::operator+(int other){
    return x + other;
}
```


COMMENT-nested

Synopsis

Appearances of /* inside comments


Enabled by default

Yes


Severity/Certainty	Low/High 
Full description	Appearances of <code>/*</code> inside comments. C does not support nesting of comments. This can cause confusion when some code does not execute as expected. For example: <code>/* A comment, end comment marker accidentally omitted <<New Page>> initialize(X); /* this comment is not compliant */</code> In this case, X will not be initialized because the code is hidden in a comment.
Coding standards	MISRA C:2004 2.3 <p style="padding-left: 40px;">(Required) The character sequence <code>/*</code> shall not be used within a comment.</p> MISRA C++ 2008 2-7-1 <p style="padding-left: 40px;">(Required) The character sequence <code>/*</code> shall not be used within a C-style comment.</p>
Code examples	The following code example fails the check and will give a warning: <pre>void example(void) { /* This comment starts here /* Nested comment starts here */ }</pre> <p>The following code example passes the check and will not give a warning about this issue:</p> <pre>void example(void) { /* This comment starts here */ /* Nested comment starts here */ }</pre>

CONST-local

Synopsis	A local variable that is not modified after initialization is not declared <code>const</code> .
Enabled by default	No


Severity/Certainty	<p>Low/Medium</p> 
Full description	<p>A local variable that is not modified after initialization is not declared <code>const</code>. Declaring it <code>const</code> makes it more clear that it will not be changed and makes the compiler warn if the application tries to write to the variable.</p>
Coding standards	<p>MISRA C++ 2008 7-1-1</p> <p>(Required) A variable which is not modified shall be <code>const</code> qualified.</p>
Code examples	<p>The following code example fails the check and will give a warning:</p> <pre>int example(void){ int x = 7; return x; }</pre> <p>The following code example passes the check and will not give a warning about this issue:</p> <pre>int example(void){ int x = 7; ++x; return x; }</pre>

CONST-member-ret (C++ only)

Synopsis	<p>A member function qualified as <code>const</code> returns a pointer member variable.</p>
Enabled by default	<p>Yes</p>
Severity/Certainty	<p>Medium/Medium</p> 
Full description	<p>A member function qualified as <code>const</code> returns a pointer member variable. This might violate the semantics of the function's <code>const</code> qualification, as the data at that address might be overwritten, or the memory itself might be freed. This will not be identified</p>

	by a compiler, because the pointer being returned is a copy even though the memory to which it refers is vulnerable.
Coding standards	MISRA C++ 2008 9-3-1 (Required) const member functions shall not return non-const pointers or references to class-data.
Code examples	The following code example fails the check and will give a warning: <pre>class C{ int* foo() const { return p; } int* p; };</pre> The following code example passes the check and will not give a warning about this issue: <pre>class C{ int* foo() { return p; } int* p; };</pre>

CONST-param

Synopsis	A function does not modify one of its parameters.
Enabled by default	No
Severity/Certainty	Low/Medium 
Full description	A function does not modify one of its parameters. A parameter that is either a pointer or a reference should be <code>const</code> -qualified if it is not modified by the function. That way callers will be able to provide a <code>const</code> object as an argument, making the function more inclusive. It will also cause a compile-time error if a non- <code>const</code> object is mistakenly used as an argument.
Coding standards	MISRA C:2004 16.7

(Required) A pointer parameter in a function prototype should be declared as pointer to const if the pointer is not used to modify the addressed object.

MISRA C++ 2008 7-1-2

(Required) A pointer or reference parameter in a function shall be declared as pointer to const or reference to const if the corresponding object is not modified.

Code examples


The following code example fails the check and will give a warning:

```
int example(int* x) { //x should be const
    if (*x > 5){
        return *x;
    } else {
        return 5;
    }
}
```

The following code example passes the check and will not give a warning about this issue:

```
int example(const int* x) { //OK
    if (*x > 5){
        return *x;
    } else {
        return 5;
    }
}
```

COP-alloc-ctor (C++ only)

Synopsis	A class member is deallocated in the class' destructor, but not allocated in a constructor or assignment operator.
Enabled by default	Yes
Severity/Certainty	High/Medium 
Full description	A class member is deallocated in the class' destructor but is not allocated in a constructor or assignment operator (<code>operator=</code>). Even if this is intentional (and the class' pointer attributes are allocated elsewhere) it is still dangerous, because it subverts the Resource

Acquisition is Initialization convention, and consequently users of the class might accidentally misuse it.

Coding standards

CWE 401

Improper Release of Memory Before Removing Last Reference ('Memory Leak')

Code examples

The following code example fails the check and will give a warning:

```
class MyClass{
    int *p;

public:
    MyClass(){} //p is not allocated in
                //this constructor
    ~MyClass(){
        delete p;
    }
};
```

The following code example passes the check and will not give a warning about this issue:

```
class MyClass{
    int *p;

public:
    MyClass(){
        p = new int(0); //OK - p is allocated
    }

    ~MyClass(){
        delete p;
    }
};
```


COP-assign-op-ret (C++ only)

Synopsis

An assignment operator of a C++ class does not return a non-const reference to this.

Enabled by default

Yes


Severity/Certainty	<p>Low/High</p> 
Full description	<p>An assignment operator of a C++ class is incorrectly defined. Probably it does not return a non-const reference to the left-hand side of the assignment. This can cause unexpected behavior in situations where the assignment is chained with others, or the return value is used as a left-hand side argument to a subsequent assignment. A non-const reference as the return type should be used because it is the convention; it will not achieve any added code safety, and it makes the assignment operator more restrictive.</p>
Coding standards	<p>This check does not correspond to any coding standard rules.</p>
Code examples	<p>The following code example fails the check and will give a warning:</p> <pre>class MyClass{ int x; public: MyClass &operator=(MyClass &rhs){ x = rhs.x; return rhs; // should return *this } };</pre> <p>The following code example passes the check and will not give a warning about this issue:</p> <pre>class MyClass{ int x; public: MyClass &operator=(const MyClass &rhs) { x = rhs.x; return *this; // a properly defined operator= } };</pre>

COP-assign-op-self (C++ only)

Synopsis	<p>Assignment operator does not check for self-assignment before allocating member functions</p>
----------	--

Enabled by default	Yes
Severity/Certainty	Medium/High 
Full description	An assignment operator does not check for self-assignment before allocating member functions. If self-assignment occurs in a user-defined object which uses dynamic memory allocation, references to allocated memory will be lost if they are reassigned. This will most likely cause a memory leak, as well as unexpected results, because the objects referred to by any pointers are lost.
Coding standards	CERT MEM42-CPP Ensure that copy assignment operators do not damage an object that is copied to itself
Code examples	<p>The following code example fails the check and will give a warning:</p> <pre>class MyClass{ int* p; MyClass& operator=(const MyClass& rhs){ p = new int(*(rhs.p)); //reference to the old //memory is lost return *this; } };</pre> <p>The following code example passes the check and will not give a warning about this issue:</p> <pre>class MyClass{ int* p; MyClass& operator=(const MyClass& rhs){ if (&rhs != this) //the pointer is not reallocated //if the object is assigned to itself p = new int(*(rhs.p)); return *this; } };</pre>

COP-assign-op (C++ only)

Synopsis	There is no assignment operator defined for a class whose destructor deallocates memory.
Enabled by default	Yes
Severity/Certainty	Medium/High 
Full description	There is no assignment operator defined for a class whose destructor deallocates memory, so the compiler's synthesized assignment operator will be created and used if needed. This will only perform shallow copies of any pointer values, meaning that multiple instances of a class might inadvertently contain pointers to the same memory. Although a synthesized assignment operator might be adequate and appropriate for classes whose members include only (non-pointer) built-in types, in a class that dynamically allocates memory it could easily lead to unexpected behavior or attempts to access freed memory. In that case, if a copy is made and one of the two is destroyed, any deallocated pointers in the other will become invalid. This check should only be selected if all of a class' copy control functions are defined in the same file.
Coding standards	This check does not correspond to any coding standard rules.
Code examples	The following code example fails the check and will give a warning: <pre> class MyClass{ int* p; public: ~MyClass(){ delete p; //this class has no assignment operator } }; int main(){ MyClass *original = new MyClass; MyClass copy; copy = *original; //copy's p == original's p delete original; //p is deallocated; copy now has an invalid pointer } </pre>


The following code example passes the check and will not give a warning about this issue:

```
class MyClass{
    int* p;

    ~MyClass(){
        delete p; //OK - the assignment operator will
                //not be synthesized
    }

    MyClass& operator=(const MyClass& rhs){
        if (this != &rhs)
            p = new int;
        return *this;
    }
};
```

COP-copy-ctor (C++ only)

Synopsis	A class which uses dynamic memory allocation does not have a user-defined copy constructor.
Enabled by default	Yes
Severity/Certainty	Medium/High 
Full description	A class which uses dynamic memory allocation does not have a user-defined copy constructor, so the compiler's synthesized copy constructor will be created and used if needed. This will only perform shallow copies of any pointer values, meaning that multiple instances of a class might inadvertently contain pointers to the same memory. Although a synthesized copy constructor might be adequate and appropriate for classes whose members include only (non-pointer) built-in types, in a class that dynamically allocates memory, it might easily lead to unexpected behavior or attempts to access freed memory. In that case, if a copy is made and one of the two is destroyed, any deallocated pointers in the other will become invalid. This check should only be selected if all of a class' copy control functions are defined in the same file.
Coding standards	This check does not correspond to any coding standard rules.

Code examples

The following code example fails the check and will give a warning:

```
class MyClass{
    int *p;
public:
    MyClass(){          //not a copy constructor
        p = new int; //one will be synthesized
    }

    ~MyClass(){
        delete p;
    }
};

int main(){
    MyClass *original = new MyClass;
    MyClass copy(*original); //copy's p == original's p
    delete original; //p is deallocated; copy now has an invalid
pointer
}
```

The following code example passes the check and will not give a warning about this issue:

```
class MyClass{
    int *p;
public:

    MyClass(MyClass& rhs){
        p = new int;
        *p = *(rhs.p);
    }

    ~MyClass(){
        delete p;
    }
};
```


COP-dealloc-dtor (C++ only)

Synopsis

A class member has memory allocated in a constructor or an assignment operator, that is not released in the destructor.

Enabled by default

Yes

Severity/Certainty	High/Medium 
Full description	A class member has memory allocated to it in a constructor or assignment operator, that is not released in the class' destructor. This will most likely cause a memory leak when objects of this class are created and destroyed. Even if this is intentional (and the memory is released elsewhere) it is still dangerous, because it subverts the Resource Acquisition is Initialization convention, and consequently users of the class might not release the memory at all.
Coding standards	CWE 401 Improper Release of Memory Before Removing Last Reference ('Memory Leak')
Code examples	The following code example fails the check and will give a warning: <pre>class MyClass{ int *p; public: MyClass() { p = 0; } MyClass(int i) { p = new int[i]; } ~MyClass() {} //p not deleted here }; int main(void){ MyClass *cp = new MyClass(5); delete cp; }</pre> The following code example passes the check and will not give a warning about this issue:

```

class MyClass{
    int *p;

public:
    MyClass(){
        p = 0;
    }


    MyClass(int i){
        p = new int[i];
    }

    ~MyClass(){
        if(p)
            delete[] p; //OK - p is deleted here
    }
};

int main(void){
    MyClass *cp = new MyClass(5);
    delete cp;
}

```

COP-dtor-throw (C++ only)

Synopsis	An exception is thrown, or might be thrown, in a class destructor.
Enabled by default	Yes
Severity/Certainty	Medium/Medium 
Full description	An exception is thrown, or might be thrown, in a class destructor. When the destructor is called, stack unwinding takes place. If an exception is thrown at this time, the application will crash.
Coding standards	CERT ERR33-CPP <p style="text-align: center;">Destructors must not throw exceptions</p> MISRA C++ 2008 15-5-1 <p style="text-align: center;">(Required) A class destructor shall not exit with an exception.</p>

Code examples

The following code example fails the check and will give a warning:

```
class E{};

class C {
    ~C() {
        if (!p){
            throw E(); //may throw an exception here
        }
    }
    int* p;
};

class E{};

void do_something();

class C {
    ~C() throw (E) { //may throw an exception
        if (!p){
            do_something();
        }
    }
    int* p;
};
```

The following code example passes the check and will not give a warning about this issue:

```
void do_something();

class C {
    ~C() { //OK
        if (!p){
            do_something();
        }
    }
    int* p;
};
```

COP-dtor (C++ only)

Synopsis

A class which dynamically allocates memory in its copy control functions does not have a destructor.

Enabled by default

Yes

Severity/Certainty

High/Medium



Full description

A class which dynamically allocates memory in its copy control functions does not have a destructor. This will most likely result in a memory leak. If memory is dynamically allocated in the constructors or assignment operators, there must be a matching destructor to free it. If a destructor is not defined, the compiler will synthesize one, which will destroy any pointers but will not release their contents back to the heap. Even if this is intentional (and the memory is released elsewhere) it is still dangerous, because it subverts the Resource Acquisition is Initialization convention, and consequently users of the class might not release the memory at all. This check should only be used if all of a class' copy control functions are defined in the same file.

Coding standards

CWE 401

Improper Release of Memory Before Removing Last Reference ('Memory Leak')

Code examples

The following code example fails the check and will give a warning:

```
class MyClass{
    int* p;

public:
    MyClass(){
        p = new int;
    }
};
```


The following code example passes the check and will not give a warning about this issue:

```
class MyClass{
    int* p;


public:
    MyClass(){
        p = new int;
    }

    ~MyClass(){
        delete p;
    }
};
```



COP-init-order (C++ only)

Synopsis	Data members are initialized with other data members that are in the same initialization list.
Enabled by default	Yes
Severity/Certainty	Medium/Medium 
Full description	Data members are initialized with other data members that are in the same initialization list. This can cause confusion, and might produce incorrect output, because data members are initialized in order of their declaration and not in the order of the initialization list.
Coding standards	CERT OOP37-CPP <p style="text-align: center;">Constructor initializers should be ordered correctly</p> CWE 456 <p style="text-align: center;">Missing Initialization</p>
Code examples	The following code example fails the check and will give a warning: <pre>class C{ int x; int y; C(): x(5), y(x) //Initializing using another member {} };</pre> <p>The following code example passes the check and will not give a warning about this issue:</p> <pre>class C{ int x; int y; C(): x(5), y(5) //OK {} };</pre>


COP-init-uninit (C++ only)

Synopsis	An initializer list reads the values of still uninitialized members.
Enabled by default	Yes
Severity/Certainty	High/High 
Full description	The expressions used to initialize a class member contain other class members, that have not yet been initialized themselves. The order in which they are initialized depends on the order of their declarations in the class definition and not on the order in which the members appear in the list, which might feel counter-intuitive. This might cause some of the object's attributes to have incorrect values, leading to logic errors or an application crash if the class handles dynamic memory.
Coding standards	CWE 456 Missing Initialization
Code examples	<p>The following code example fails the check and will give a warning:</p> <pre>class C{ int y; int x; C(): x(5), y(x) //x has not been initialized yet, //as y was defined first (line 2) {} };</pre> <p>The following code example passes the check and will not give a warning about this issue:</p> <pre>class C{ int x; int y; C(): x(5), y(x) //OK - x has been initialized {} };</pre>

COP-member-uninit (C++ only)

Synopsis	A member of a class is not initialized in one of the class constructors.
Enabled by default	Yes
Severity/Certainty	Medium/Medium 
Full description	A member of a class is not initialized in one of the class constructors. This might cause unexpected or unpredictable program behavior, and can be very difficult to identify as the cause. Because members of built-in types are not given a default initialization, constructors must initialize all members of a class. Even if this is intentional (and the attribute is initialized elsewhere) it is still dangerous, because it subverts the Resource Acquisition is Initialization convention, and consequently users of the class might not initialize the attribute. Uninitialized data can lead to incorrect program flow, and might cause the application to crash if the class handles dynamic memory.
Coding standards	CWE 456 Missing Initialization
Code examples	<p>The following code example fails the check and will give a warning:</p> <pre>struct S{ int x; S() {} //this constructor should initialize x };</pre> <p>The following code example passes the check and will not give a warning about this issue:</p> <pre>struct S{ int x; S(){ x = 1; //OK - x is initialized } }; struct S{ int x; S() : x(1) {} //OK - x is initialized };</pre>

CPU-ctor-call-virt (C++ only)

Synopsis	A virtual member function is called in a class constructor.
Enabled by default	Yes
Severity/Certainty	Medium/High 
Full description	When an instance is constructed, the virtual member function of its base class is called, rather than the function of the actual class being constructed. This might result in the incorrect function being called, and consequently incorrect data or uninitialized elements.
Coding standards	CERT OOP30-CPP <p style="margin-left: 40px;">Do not invoke virtual functions from constructors or destructors</p> MISRA C++ 2008 12-1-1 <p style="margin-left: 40px;">(Required) An object's dynamic type shall not be used from the body of its constructor or destructor.</p>
Code examples	The following code example fails the check and will give a warning:

```

#include <iostream>
#ifdef __embedded_cplusplus
    using namespace std;
#endif

class A {
public:
    A() { f(); } //virtual member function is called
    virtual void f() const { cout << "A::f\n"; }
};

class B: public A {
public:
    virtual void f() const { cout << "B::f\n"; }
};

int main(void) {
    B *b = new B();
    delete b;
    return 0;
}

```

The following code example passes the check and will not give a warning about this issue:

```

#include <iostream>
#ifdef __embedded_cplusplus
    using namespace std;
#endif


class A {
public:
    A() { } //OK - constructor does not call any virtual
           //member functions
    virtual void f() const { cout << "A::f\n"; }
};

class B: public A {
public:
    virtual void f() const { cout << "B::f\n"; }
};

int main(void) {
    B *b = new B();
    delete b;
    return 0;
}


```

CPU-ctor-implicit (C++ only)

Synopsis	Constructors that are callable with a single argument of fundamental type are not declared <code>explicit</code> .
Enabled by default	No
Severity/Certainty	Low/Medium 
Full description	Constructors that are callable with a single argument of fundamental type are not declared <code>explicit</code> . This means that nothing prevents the constructor from being used to implicitly convert from a fundamental type to the class type.
Coding standards	CERT OOP32-CPP <p style="padding-left: 40px;">Ensure that single-argument constructors are marked "explicit"</p> MISRA C++ 2008 12-1-3 <p style="padding-left: 40px;">(Required) All constructors that are callable with a single argument of fundamental type shall be declared <code>explicit</code>.</p>
Code examples	The following code example fails the check and will give a warning: <pre>class C{ C(double x){} //should be explicit };</pre> <p>The following code example passes the check and will not give a warning about this issue:</p> <pre>class C{ explicit C(double x){} //OK };</pre>

CPU-delete-throw (C++ only)


Synopsis	An exception is thrown, or might be thrown, in an overloaded <code>delete</code> or <code>delete[]</code> operator.
Enabled by default	Yes

Severity/Certainty	Medium/Medium 
Full description	An exception is thrown, or might be thrown, in an overloaded <code>delete</code> or <code>delete[]</code> operator. Because memory is often deallocated in a destructor, an exception that is thrown in a <code>delete</code> or <code>delete[]</code> operator is likely to be thrown during stack unwinding, which will cause the application to crash.
Coding standards	CERT ERR38-CPP Deallocation functions must not throw exceptions
Code examples	The following code example fails the check and will give a warning: <pre>class E{}; class C { void operator delete[](void* p) { if (!p){ throw E(); //may throw an exception here } } int* p; }; class E{}; void do_something(); class C { void operator delete[](void* p) throw (E) { //may throw an exception if (!p){ do_something(); } } int* p; };</pre> The following code example passes the check and will not give a warning about this issue:


```
void do_something();

class C {
    void operator delete[ ](void* p) { //OK
        if (!p){
            do_something();
        }
    }
    int* p;
};
```

CPU-delete-void (C++ only)

Synopsis	A pointer to void is used in <code>delete</code> , causing the destructor not to be called.
Enabled by default	Yes
Severity/Certainty	Medium/Medium 
Full description	A pointer to void is used in <code>delete</code> . When <code>delete</code> is called on a void pointer in C++, the object is deallocated from memory but its destructor is not called.
Coding standards	This check does not correspond to any coding standard rules.
Code examples	<p>The following code example fails the check and will give a warning:</p> <pre>void example(void *a) { delete a; }</pre> <p>The following code example passes the check and will not give a warning about this issue:</p> <pre>void example(int *a) { delete a; }</pre>

CPU-dtor-call-virt (C++ only)

Synopsis	A virtual member function is called in a class destructor.
Enabled by default	Yes
Severity/Certainty	Medium/High 
Full description	When an instance is destroyed, the virtual member function of its base class is called, rather than the function of the actual class being destroyed. This might result in the incorrect function being called, and consequently dynamic memory might not be properly deallocated, or some other unwanted behavior might occur.
Coding standards	CERT OOP30-CPP Do not invoke virtual functions from constructors or destructors MISRA C++ 2008 12-1-1 (Required) An object's dynamic type shall not be used from the body of its constructor or destructor.
Code examples	The following code example fails the check and will give a warning:

```

#include <iostream>
#ifdef __embedded_cplusplus
    using namespace std;
#endif

class A {
public:
    ~A() { f(); } //virtual member function is called
    virtual void f() const { cout << "A::f\n"; }
};

class B: public A {
public:
    virtual void f() const { cout << "B::f\n"; }
};

int main(void) {
    B *b = new B();
    delete b;
    return 0;
}

```

The following code example passes the check and will not give a warning about this issue:

```

#include <iostream>
#ifdef __embedded_cplusplus
    using namespace std;
#endif


class A {
public:
    ~A() { } //OK - constructor does not call any virtual
            //member functions
    virtual void f() const { cout << "A::f\n"; }
};

class B: public A {
public:
    virtual void f() const { cout << "B::f\n"; }
};

int main(void) {
    B *b = new B();
    delete b;
    return 0;
}

```

CPU-malloc-class (C++ only)

Synopsis	An allocation of a class instance with <code>malloc()</code> does not call a constructor.
Enabled by default	Yes
Severity/Certainty	Low/High 
Full description	When allocating memory for a class instance with <code>malloc()</code> , no class constructor is called. Using <code>malloc()</code> creates an uninitialized object. To initialize the object at allocation, use the <code>new</code> operator
Coding standards	This check does not correspond to any coding standard rules.
Code examples	<p>The following code example fails the check and will give a warning:</p> <pre>#include <stdlib.h> class Foo { public: void setA(int val){ a=val; } private: int a; }; void main(){ Foo *fooArray; //malloc of class Foo fooArray = static_cast<Foo*>(malloc(5 * sizeof(Foo))); fooArray->setA(4); }</pre> <p>The following code example passes the check and will not give a warning about this issue:</p>


```
#include <stdlib.h>

void main(){

    int *fooArray;
    fooArray = static_cast<int*>(malloc(5 * sizeof(int)));
    *fooArray = 4;

}
```

CPU-nonvirt-dtor (C++ only)

Synopsis	A public non-virtual destructor is defined in a class with virtual methods.
Enabled by default	Yes
Severity/Certainty	Medium/High 
Full description	A public non-virtual destructor is defined in a class with virtual methods. Calling <code>delete</code> on a pointer to any class derived from this one might call the wrong destructor. If any class might be a base class (by having virtual methods), then its destructor should be either be <code>virtual</code> or <code>protected</code> so that callers cannot destroy derived objects via pointers to the base.
Coding standards	CERT OOP34-CPP <p style="text-align: center;">Ensure the proper destructor is called for polymorphic objects</p>
Code examples	The following code example fails the check and will give a warning:

```
#include <iostream>
#ifdef __embedded_cplusplus
    using namespace std;
#endif

class Base
{
public:
    Base() { cout<<"Constructor: Base"<<endl;}
    virtual void f(void) {}
    //non-virtual destructor:
    ~Base() { cout<<"Destructor : Base"<<endl;}
};

class Derived: public Base
{
public:
    Derived() { cout<<"Constructor: Derived"<<endl;}
    void f(void) { cout <<"Calling f()"; }
    virtual ~Derived() { cout<<"Destructor : Derived"<<endl;}
};

int main(void)
{
    Base *Var = new Derived();
    delete Var;
    return 0;
}
```

The following code example passes the check and will not give a warning about this issue:

```

#include <iostream>
#ifdef __embedded_cplusplus
    using namespace std;
#endif

class Base
{
public:
    Base() { cout<<"Constructor: Base"<<endl;}
    virtual void f(void) {}
    virtual ~Base() { cout<<"Destructor : Base"<<endl;}
};

class Derived: public Base
{
public:
    Derived() { cout<<"Constructor: Derived"<<endl;}
    void f(void) { cout <<"Calling f()"; }
    ~Derived() { cout<<"Destructor : Derived"<<endl;}
};

int main(void)
{
    Base *Var = new Derived();
    delete Var;
    return 0;
}

```

CPU-return-ref-to-class-data (C++ only)

Synopsis Member functions return non-const handles to members.

Enabled by default Yes

Severity/Certainty Medium/High



Full description Member functions return non-const handles to members. Implement class interfaces with member functions to retain more control over how the object state can be modified and to make it easier to maintain a class without affecting clients. Returning a handle to class-data allows clients to modify the state of the object without using any interfaces.

Coding standards

CERT OOP35-CPP

Do not return references to private data

MISRA C++ 2008 9-3-2

(Required) Member functions shall not return non-const handles to class-data.

Code examples

The following code example fails the check and will give a warning:

```
class C{
    int x;
public:
    int& foo();
    int* bar();
};

int& C::foo() {
    return x; //returns a non-const reference to x
}

int* C::bar() {
    return &x; //returns a non-const pointer to x
}
```

The following code example passes the check and will not give a warning about this issue:

```
class C{
    int x;
public:
    const int& foo();
    const int* bar();
};


const int& C::foo() {
    return x; //OK - returns a const reference
}

const int* C::bar() {
    return &x; //OK - returns a const pointer
}
```

DECL-implicit-int


Synopsis

An object or function of the type `int` is declared or defined, but its type is not explicitly stated.

Enabled by default	No
Severity/Certainty	Medium/High 
Full description	An object or function of the type <code>int</code> is declared or defined, but its type is not explicitly stated. The type of an object or function must be explicitly stated.
Coding standards	CERT DCL31-C <p style="padding-left: 40px;">Declare identifiers before using them</p> MISRA C:2004 8.2 <p style="padding-left: 40px;">(Required) Whenever an object or function is declared or defined, its type shall be explicitly stated.</p> MISRA C:2012 Rule-8.1 <p style="padding-left: 40px;">(Required) Types shall be explicitly specified</p>
Code examples	The following code example fails the check and will give a warning: <pre>void func(void) { static y; }</pre> <p>The following code example passes the check and will not give a warning about this issue:</p> <pre>void func(void) { int x; }</pre>


DEFINE-hash-multiple

Synopsis	Multiple # or ## operators in a macro definition.
Enabled by default	Yes

Severity/Certainty	Medium/Low 
Full description	The order of evaluation associated with both the # and ## preprocessor operators is unspecified. Avoid this problem by having only one occurrence of either operator in any single macro definition (i.e. one #, or one ##, or neither).
Coding standards	MISRA C:2004 19.12 (Required) There shall be at most one occurrence of the # or ## preprocessor operators in a single macro definition. MISRA C++ 2008 16-3-1 (Required) There shall be at most one occurrence of the # or ## operators in a single macro definition.

Code examples	The following code example fails the check and will give a warning: <pre>#defineD(x, y, z, yz)x ## y ## z/* Non-compliant */ #define C(x, y)# x ## y/* Non-compliant */</pre> The following code example passes the check and will not give a warning about this issue: <pre>#define A(x)#x/* Compliant */ #defineB(x, y)x ## y/* Compliant */</pre>
---------------	---

ENUM-bounds

Synopsis	Conversions to <code>enum</code> that are out of range of the enumeration.
Enabled by default	No
Severity/Certainty	Medium/Medium 
Full description	There are conversions to <code>enum</code> that are out of range of the enumeration.
Coding standards	MISRA C++ 2008 7-2-1

(Required) An expression with enum underlying type shall only have values corresponding to the enumerators of the enumeration.

Code examples

The following code example fails the check and will give a warning:

```
enum ens { ONE, TWO, THREE };

void example(void)
{
    ens one = (ens)10;
}

enum ens { ONE, TWO, THREE };

int func()
{
    return 10;
}

void example(void)
{
    ens one = (ens)func();
}
```

The following code example passes the check and will not give a warning about this issue:

```
enum ens { ONE, TWO, THREE };


int func()
{
    return 1;
}

void example(void)
{
    ens one = (ens)func();
}

enum ens { ONE, TWO, THREE };


void example(void)
{
    ens one = ONE;
    ens two = TWO;
    two = one;
}
```

EXP-cond-assign

Synopsis	An assignment might be mistakenly used as the condition for an <code>if</code> , <code>for</code> , <code>while</code> , or <code>do</code> statement.
Enabled by default	Yes
Severity/Certainty	Low/High 
Full description	An assignment might be mistakenly used as the condition for an <code>if</code> , <code>for</code> , <code>while</code> , or <code>do</code> statement. This condition will either always or never hold, depending on the value of the second operand. This was most likely intended to be a comparison, not an assignment. This might cause incorrect program flow, and possibly an infinite loop.
Coding standards	CERT EXP18-C Do not perform assignments in selection statements CERT EXP19-CPP Do not perform assignments in conditional expressions CWE 481 Assigning instead of Comparing MISRA C:2012 Rule-13.4 (Advisory) The result of an assignment operator should not be used
Code examples	The following code example fails the check and will give a warning: <pre>int example(void) { int x = 2; if (x = 3) return 1; return 0; }</pre> The following code example passes the check and will not give a warning about this issue:


```
int example(void) {
    int x = 2;
    if (x == 3)
        return 1;
    return 0;
}
```

EXP-dangling-else

Synopsis	An <code>else</code> branch might be connected to an unexpected <code>if</code> statement.
Enabled by default	Yes
Severity/Certainty	Medium/High 
Full description	An <code>else</code> branch might be connected to an unexpected <code>if</code> statement. An <code>else</code> branch is always connected with the closest possible <code>if</code> statement, but this might not always be the intention of the programmer. By explicitly putting braces around <code>if</code> statements where there might be ambiguity, you make the code more readable and your intentions clearer.
Coding standards	CWE 483 Incorrect Block Delimitation
Code examples	The following code example fails the check and will give a warning: <pre>void foo(int x, int y){ if (x < y) if (x == 1) ++y; else ++x; }</pre> The following code example passes the check and will not give a warning about this issue:

```
void foo(int x, int y){
    if (x < y){
        if (x == 1)
            ++y;
        }
    else
        ++x;
}
```


EXP-loop-exit

Synopsis	An unconditional <code>break</code> , <code>continue</code> , <code>return</code> , or <code>goto</code> within a loop.
Enabled by default	Yes
Severity/Certainty	Low/High 
Full description	There is an unconditional <code>break</code> , <code>goto</code> , <code>continue</code> or <code>return</code> in a loop. This means that some iterations of the loop will never be executed. This is most likely not the intended behavior.
Coding standards	This check does not correspond to any coding standard rules.
Code examples	<p>The following code example fails the check and will give a warning:</p> <pre>void example(void) { int x = 1; int i; for (i = 0; i < 10; i++) { x = x + 1; break; /* Unexpected loop exit */ } }</pre> <p>The following code example passes the check and will not give a warning about this issue:</p>


```
void example(int a) {
    int x = 1;
    int i;

    for (i = 0; i < 10; i++) {
        x = x + 1;
        if (x > a) {
            break; /* loop exit is conditional */
        }
    }
}
```

EXP-main-ret-int


Synopsis	The return type of <code>main()</code> is not <code>int</code> .
Enabled by default	No
Severity/Certainty	Low/High 
Full description	The return type of the <code>main</code> function is not <code>int</code> . The <code>main</code> function is expected to return an integer, so that the caller of the application can determine whether the application executed successfully or failed.
Coding standards	MISRA C:2004 1.2 (Required) No reliance shall be placed on undefined or unspecified behavior. MISRA C:2012 Rule-1.3 (Required) There shall be no occurrence of undefined or critical unspecified behaviour
Code examples	The following code example fails the check and will give a warning: <pre>void main() { }; //main does not return an int</pre> The following code example passes the check and will not give a warning about this issue: <pre>int main() {return 1;} //OK - main returns an int</pre>

EXP-null-stmt

Synopsis	The body of an <code>if</code> , <code>while</code> , or <code>for</code> statement is a null statement.
Enabled by default	No
Severity/Certainty	Low/High 
Full description	The body of an <code>if</code> , <code>while</code> , or <code>for</code> statement is a null statement. This might be intentional (a placeholder), but because a null statement as the body is difficult to find when debugging or reviewing code, it is good practice to use an empty block to identify a stub body. Note that if the condition expression of a <code>for</code> loop has possible side-effects, or if an <code>if</code> statement has a null body but carries an <code>else</code> clause, this check will not give a warning.
Coding standards	CERT EXP15-C <p style="padding-left: 40px;">Do not place a semicolon on the same line as an <code>if</code>, <code>for</code>, or <code>while</code> statement</p> CWE 483 <p style="padding-left: 40px;">Incorrect Block Delimitation</p>
Code examples	The following code example fails the check and will give a warning: <pre>void example(void) { int i; for (i=0; i!=10; ++i); //Null statement as the //body of this for loop }</pre> <p>The following code example passes the check and will not give a warning about this issue:</p> <pre>void example(void) { int i; for (i=0; i!=10; ++i){ //An empty block is much //more readable } }</pre>


EXP-stray-semicolon

Synopsis	Stray semicolons on the same line as other code
----------	---


Enabled by default	No
Severity/Certainty	Low/Low 
Full description	There are stray semicolons on the same line as other code. Before preprocessing, a null statement should only be on a line by itself; it can be followed by a comment only if the first character following the null statement is a whitespace character.
Coding standards	CERT EXP15-C Do not place a semicolon on the same line as an if, for, or while statement MISRA C:2004 14.3 (Required) Before preprocessing, a null statement shall only occur on a line by itself; it may be followed by a comment, provided that the first character following the null statement is a whitespace character. MISRA C++ 2008 6-2-3 (Required) Before preprocessing, a null statement shall only occur on a line by itself; it may be followed by a comment, provided that the first character following the null statement is a white-space character.
Code examples	The following code example fails the check and will give a warning: <pre>void example(void) { int i; for (i=0; i!=10; ++i); //Null statement as the //body of this for loop }</pre> The following code example passes the check and will not give a warning about this issue: <pre>void example(void) { int i; for (i=0; i!=10; ++i){ //An empty block is much //more readable } }</pre>

EXPR-const-overflow

Synopsis A constant unsigned integer expression overflows.

Enabled by default	Yes
Severity/Certainty	Medium/Medium 
Full description	A constant unsigned integer expression overflows.
Coding standards	MISRA C:2004 12.11 (Advisory) Evaluation of constant unsigned integer expressions should not lead to wrap-around. MISRA C++ 2008 5-19-1 (Advisory) Evaluation of constant unsigned integer expressions should not lead to wrap-around.
Code examples	The following code example fails the check and will give a warning: <pre>void example(void) { (0xFFFFFFFF + 1u); }</pre> The following code example passes the check and will not give a warning about this issue: <pre>void example(void) { 0x7FFFFFFF + 0; }</pre>

FPT-cmp-null

Synopsis	The address of a function is compared with <code>NULL</code> .
Enabled by default	Yes
Severity/Certainty	Low/High 

Full description The address of a function is compared with `NULL`. This is incorrect, because the address of a function is never `NULL`. If the intention was to call the function, but the parentheses were accidentally omitted, the application might behave unexpectedly because the address of the function is checked, not the return value. This means that the condition always holds, and any of the function's side-effects will not occur. If this was intentional, it is an unnecessary comparison, because a function address will never be `NULL`. If the function is declared but not defined, its address might fail to link if the function is called.

Coding standards CWE 480
Use of Incorrect Operator

Code examples The following code example fails the check and will give a warning:

```
int foo() {
    return 1;
}

int main(void) {
    if (foo == 0) { /* foo, not foo() */
        return 1;
    }

    return 0;
}
```

The following code example passes the check and will not give a warning about this issue:

```
int foo() {
    return 0;
}

int main(void) {
    if (foo() == 0) { /* foo() returns an int */
        return 1;
    }

    return 0;
}
```

FPT-literal

Synopsis

A function pointer that refers to a literal address is dereferenced.

Enabled by default	No
Severity/Certainty	High/Medium 
Full description	A function pointer that refers to a literal address is dereferenced. A literal address is always invalid as a function pointer, and dereferencing it is an illegal memory access that might cause the application to crash.
Coding standards	This check does not correspond to any coding standard rules.
Code examples	<p>The following code example fails the check and will give a warning:</p> <pre>#include <stdlib.h> typedef void (*fn)(int); void baz(int x){ ++x; } void example(void) { fn bar = NULL; /* ... */ bar(1); //ERROR }</pre> <p>The following code example passes the check and will not give a warning about this issue:</p>

```
#include <stdlib.h>

typedef void (*fn)(int);


void baz(int x){
    ++x;
}

void example(void) {
    fn bar = NULL;

    /* ... */

    bar = baz;
    bar(1);
}
```

FPT-misuse

Synopsis	A function pointer is used in an invalid context.
Enabled by default	Yes
Severity/Certainty	Low/High 
Full description	A function pointer is used in an invalid context. It is an error to use a function pointer to do anything other than calling the function being pointed to, comparing the function pointer to another pointer using != or ==, passing the function pointer to a function, returning the function pointer from a function, or storing the function pointer in a data structure. Misusing a function pointer might result in erroneous behavior, and in junk data being interpreted as instructions and being executed as such.
Coding standards	CERT EXP16-C Do not compare function pointers to constant values CWE 480 Use of Incorrect Operator
Code examples	The following code example fails the check and will give a warning:

```
/* declare a function */
int foo(int x, int y){
    return x+y;
}

#pragma diag_suppress=Pa153

int foo2(int x, int y) {

    if (foo)
        return (foo)(x,y);

    if (foo < foo2)
        return (foo)(x,y);
return 0;
}
```

The following code example passes the check and will not give a warning about this issue:

```

typedef int (*fptr)(int,int);

int f_add(int x, int y){
    return x+y;
}

int f_sub(int x, int y){
    return x-y;
}

int foo(int opcode, int x, int y){

    fptr farray[2];
    farray[0] = f_add;
    farray[1] = f_sub;


    return (farray[opcode])(x,y);
}

int foo2(fptr f1, fptr f2){

    if (f1 == f2)
        return 1;
    else
        return 0;
}


```

FUNC-implicit-decl

Synopsis	Functions are used without prototyping.
Enabled by default	No
Severity/Certainty	Medium/High 
Full description	Functions are used without prototyping. Functions must be prototyped before use.

Coding standards	<p>CERT DCL31-C</p> <p>Declare identifiers before using them</p> <p>MISRA C:2004 8.1</p> <p>(Required) Functions shall have prototype declarations and the prototype shall be visible at both the function definition and call.</p> <p>MISRA C:2012 Rule-17.3</p> <p>(Mandatory) A function shall not be declared implicitly</p>
Code examples	<p>The following code example fails the check and will give a warning:</p> <pre>void func2(void) { func(); }</pre> <p>The following code example passes the check and will not give a warning about this issue:</p> <pre>void func(void); void func2(void) { func(); }</pre>

FUNC-unprototyped-all

Synopsis	Functions are declared with an empty () parameter list that does not form a valid prototype.
Enabled by default	No
Severity/Certainty	<p>Medium/High</p> 
Full description	Functions are declared with an empty () parameter list that does not form a valid prototype. Functions must be prototyped before use.
Coding standards	<p>CERT DCL20-C</p> <p>Always specify void even if a function accepts no arguments</p>

MISRA C:2004 16.5

(Required) Functions with no parameters shall be declared and defined with the parameter list void.

MISRA C:2012 Rule-8.2

(Required) Function types shall be in prototype form with named parameters

Code examples

The following code example fails the check and will give a warning:

```
void func(); /* not a valid prototype in C */
void func2(void)
{
    func();
}
```

The following code example passes the check and will not give a warning about this issue:

```
void func(void);
void func2(void)
{
    func();
}
```

FUNC-unprototyped-used

Synopsis

Arguments are passed to functions without a valid prototype.

Enabled by default

Yes

Severity/Certainty

Low/Low



Full description

Arguments are passed to functions without a valid prototype. This is permitted in C89, but it is unsafe because it bypasses all type checking.

Coding standards

CERT DCL20-C

Always specify void even if a function accepts no arguments

CERT DCL31-C

Declare identifiers before using them

Code examples

The following code example fails the check and will give a warning:

```
void func(); /* not a valid prototype in C */
void func2(void)
{
    func(77);
    func(77.0);
}
```

The following code example passes the check and will not give a warning about this issue:

```
void func(void);
void func2(void)
{
    func();
}
```

INCLUDE-c-file**Synopsis**

A .c file includes one or more .c files.

Enabled by default

No

Severity/Certainty

Low/Low

**Full description**

A C file includes one or more C files. C files shall not include other C files.

Coding standards

This check does not correspond to any coding standard rules.

Code examples


The following code example fails the check and will give a warning:

```
#include "header.c"
void example(void) {}
```

The following code example passes the check and will not give a warning about this issue:

```
#include <stdlib.h>
void example(void) {}
```

INT-use-signed-as-unsigned-pos

Synopsis	A negative signed integer is implicitly cast to an unsigned integer.
Enabled by default	No
Severity/Certainty	Medium/Medium 
Full description	A negative signed integer is implicitly cast to an unsigned integer. The result of this cast will be a large integer, and using this value might result in unexpected behavior.
Coding standards	This check does not correspond to any coding standard rules.

Code examples The following code example fails the check and will give a warning:


```
void example(int c) {
    int a = 5;
    if (c) {
        a=-10;
    }
    unsigned int b = a;
}
```

The following code example passes the check and will not give a warning about this issue:


```
void example(int c) {
    int a = 10;
    if (c) {
        a=5;
    }
    unsigned int b = a;
}
```

INT-use-signed-as-unsigned

Synopsis	A negative signed integer is implicitly cast to an unsigned integer.
Enabled by default	Yes

Severity/Certainty	Medium/Medium 
Full description	A negative signed integer is implicitly cast to an unsigned integer. The result of this cast will be a large integer, and using this value might result in unexpected behavior.
Coding standards	This check does not correspond to any coding standard rules.
Code examples	<p>The following code example fails the check and will give a warning:</p> <pre>void example(void) { int a = -10; unsigned int b = a; }</pre> <p>The following code example passes the check and will not give a warning about this issue:</p> <pre>void example(void) { int a = 10; unsigned int b = a; }</pre>

ITR-end-cmp-aft (C++ only)

Synopsis	An iterator is used, then compared with <code>end()</code>
Enabled by default	Yes
Severity/Certainty	Medium/Medium 
Full description	An iterator is used, then compared with <code>end()</code> . Using an iterator requires that it does not point to the end of a container. Subsequently comparing it with <code>end()</code> or <code>rend()</code> means that it might have been invalid at the point of dereference.
Coding standards	CERT ARR35-CPP

Do not allow loops to iterate beyond the end of an array or container

Code examples

The following code example fails the check and will give a warning:

```
#include <vector>
#include "iar.h"

int example(STD vector<int>& vec,
            STD vector<int>::iterator iter) {

    *iter = 4; //line 9 asserts that iter may be
              //at the end of vec

    if (iter != vec.end()) {
        return 0;
    }
    return 1;
}
```

The following code example passes the check and will not give a warning about this issue:

```
#include <vector>
#include "iar.h"

int example(STD vector<int>& vec,
            STD vector<int>::iterator iter) {

    if (iter != vec.end()) {
        *iter = 4;
    }

    if (iter != vec.end()) {
        return 0;
    }
    return 1;
}
```

ITR-end-cmp-bef (C++ only)

Synopsis	An iterator is compared with <code>end()</code> or <code>rend()</code> , then dereferenced.
Enabled by default	Yes

Severity/Certainty

High/Medium



Full description

An iterator is compared with `end()` or `rend()`, then dereferenced. Although it is defined behavior for iterators to have a value of `end()` or `rend()`, dereferencing them at these values is undefined, and will most likely result in illegal memory access, creating a security vulnerability in the code. This error can occur if the programmer accidentally uses the wrong comparison operator, for example `==` instead of `!=`, or if the `then-` and `else-`clauses of an `if` statement have accidentally changed places.

Coding standards

This check does not correspond to any coding standard rules.

Code examples

The following code example fails the check and will give a warning:

```
#include <vector>
#include "iar.h"


int foo(){
    STD vector<int> a(5,6);
    STD vector<int>::iterator i;
    for (i = a.begin(); i != a.end(); ++i){
        ;
    }
    *i; //here, i == a.end()
}
```

The following code example passes the check and will not give a warning about this issue:

```
#include <vector>
#include "iar.h"

int foo(){
    STD vector<int> a(5,6);
    STD vector<int>::iterator i;
    *i;
    for (i = a.begin(); i != a.end(); ++i){
        *i; //OK - i will never be a.end()
    }
}
```

ITR-invalidated (C++ only)

Synopsis	An iterator assigned to point into a container is used or dereferenced even though it might be invalidated.
Enabled by default	Yes
Severity/Certainty	High/Medium 
Full description	An iterator is assigned to point into a container, but later modifications to that container might have invalidated the iterator. The iterator is then used or dereferenced, which might be undefined behavior. Like pointers, iterators must point to a valid memory address to be used. When a container is modified by member functions such as <code>insert</code> or <code>erase</code> , some iterators might become invalidated and therefore risky to use. Any function that can remove elements, and some functions that add elements, might invalidate iterators. Iterators should be reassigned into a container after modifications are made and before they are used again, to ensure that they all point to a valid part of the container.
Coding standards	CERT ARR32-CPP <p style="margin-left: 40px;">Do not use iterators invalidated by container modification</p> CWE 119 <p style="margin-left: 40px;">Improper Restriction of Operations within the Bounds of a Memory Buffer</p> CWE 672 <p style="margin-left: 40px;">Operation on a Resource after Expiration or Release</p>
Code examples	The following code example fails the check and will give a warning:

```

#include <vector>
#include "iar.h"

void example(){
    STD vector<int> a(5,6);
    STD vector<int>::iterator i;

    i = a.begin();
    while (i != a.end()){
        a.erase(i);
        ++i;
    }
}

```

The following code example passes the check and will not give a warning about this issue:

```


#include <vector>
#include "iar.h"

void example(){
    STD vector<int> a(5,6);
    STD vector<int>::iterator i;

    i = a.begin();
    while (i != a.end()){
        i = a.erase(a.begin());
    }
}

```

ITR-mismatch-alg (C++ only)

Synopsis	A pair of iterators passed to an STL algorithm function point to different containers.
Enabled by default	Yes
Severity/Certainty	High/Low 
Full description	A pair of iterators passed to an STL algorithm function point to different containers. This can cause the application to access invalid memory, which might lead to a crash or a security vulnerability.

Coding standards

This check does not correspond to any coding standard rules.

Code examples

The following code example fails the check and will give a warning:

```
#include <vector>
#include <algorithm>
#include "iar.h"

void example(void) {

    #ifndef __embedded_cplusplus
        using namespace std;
    #endif

    vector<int> v, w;
    for (int i=0; i!= 10; ++i){
        v.push_back(random() % 100);
        w.push_back(random() % 100);
    }

    sort(v.begin(), w.end()); //v and w are different containers
}
#include <vector>
#include <algorithm>
#include "iar.h"

#define SIZE 10

void example(void) {
    int a[SIZE], b[SIZE];
    for (int i=0; i!= SIZE; ++i){
        a[i] = random() % 100;
        b[i] = random() % 100;
    }

    STD sort(a, b+SIZE); //a and b are different arrays
}
```

The following code example passes the check and will not give a warning about this issue:


```


#include <vector>
#include <algorithm>
#include "iar.h"

void example(void) {
    STD vector<int> v;
    for (int i=0; i!= 10; ++i){
        v.push_back(random() % 100);
    }

    STD sort(v.begin(), v.end()); //OK
}

```

ITR-store (C++ only)

Synopsis	A container's <code>begin()</code> or <code>end()</code> iterator is stored and subsequently used.
Enabled by default	Yes
Severity/Certainty	Medium/Medium 
Full description	A container's <code>begin()</code> or <code>end()</code> iterator is stored and subsequently used. If the container is modified, these iterators will become invalidated. This could result in illegal memory access or a crash. Calling <code>begin()</code> and <code>end()</code> as these iterators are needed in loops and comparisons will ensure that only valid iterators are used.
Coding standards	This check does not correspond to any coding standard rules.
Code examples	The following code example fails the check and will give a warning:

```
#include <vector>
#include "iar.h"

void increment_all(STD vector<int>& v) {
    STD vector<int>::iterator b = v.begin();
    STD vector<int>::iterator e = v.end();
    //Storing these iterators is dangerous and unnecessary


    for (STD vector<int>::iterator i = b; i != e; ++i){
        ++(*i);
    }
}
```

The following code example passes the check and will not give a warning about this issue:

```
#include <vector>
#include "iar.h"

void increment_all(STD vector<int>& v) {
    for (STD vector<int>::iterator i = v.begin();
         i != v.end(); ++i){
        ++(*i); //OK
    }
}
```

ITR-uninit (C++ only)

Synopsis	An iterator is dereferenced or incremented before it is assigned to point into a container.
Enabled by default	Yes
Severity/Certainty	High/Medium 
Full description	An iterator is dereferenced or incremented before it is assigned to point into a container. This will result in undefined behavior if the path that uses the uninitialized iterator is executed, possibly causing illegal memory access or a crash.
Coding standards	CERT EXP33-C <p style="text-align: center;">Do not reference uninitialized memory</p>

CWE 457

Use of Uninitialized Variable

Code examples

The following code example fails the check and will give a warning:

```
#include <map>
#include "iar.h"

void example(STD map<int, int>& m, bool maybe) {
    STD map<int, int>::iterator i;

    *i; //i is uninitialized
}
```

The following code example passes the check and will not give a warning about this issue:

```
#include <map>
#include "iar.h"

void example(STD map<int, int>& m) {
    STD map<int, int>::iterator i;

    i=m.begin(); //i is initialized
    *i;
}
```

LIB-bsearch-overflow-pos

Synopsis


Arguments passed to `bsearch` might cause it to overrun.

Enabled by default

No

Severity/Certainty

High/Medium



Full description

A buffer overrun might be caused by a call to `bsearch`. This is because a buffer length being passed is greater than that of the buffer passed to either function as their first argument

Coding standards

This check does not correspond to any coding standard rules.

Code examples

The following code example fails the check and will give a warning:

```
#include <stdlib.h>
#include <stdio.h>

int cmp(const void *a, const void *b) {
    return a == b;
}

void example(void) {
    int *a = malloc(sizeof(int) * 10);
    int *b = malloc(sizeof(int));
    bsearch(b, a, 20, sizeof(int), &cmp);
}
```

The following code example passes the check and will not give a warning about this issue:

```
#include <stdlib.h>
#include <stdio.h>

int cmp(const void *a, const void *b) {
    return a == b;
}

void example(void) {
    int *a = malloc(sizeof(int) * 10);
    int *b = malloc(sizeof(int));
    bsearch(b, a, 10, sizeof(int), &cmp);
}
```

LIB-bsearch-overflow

Synopsis

Arguments passed to `bsearch` cause it to overrun.

Enabled by default

No

Severity/Certainty

High/Medium



Full description

A buffer overrun is caused by a call to `bsearch`. This is because a buffer length being passed is greater than that of the buffer passed to either function as their first argument.

Coding standards

This check does not correspond to any coding standard rules.

Code examples

The following code example fails the check and will give a warning:

```
#include <stdlib.h>
#include <stdio.h>

int cmp(const void *a, const void *b) {
    return a == b;
}

void example(void) {
    int *a = malloc(sizeof(int) * 10);
    int *b = malloc(sizeof(int));
    bsearch(b, a, 20, sizeof(int), &cmp);
}
```

The following code example passes the check and will not give a warning about this issue:

```
#include <stdlib.h>
#include <stdio.h>

int cmp(const void *a, const void *b) {
    return a == b;
}

void example(void) {
    int *a = malloc(sizeof(int) * 10);
    int *b = malloc(sizeof(int));
    bsearch(b, a, 10, sizeof(int), &cmp);
}
```

LIB-buf-size

Synopsis

A call to a string function has a size argument larger than the size of the target buffer.

Enabled by default

No


Severity/Certainty

High/Medium



Full description	A call to a string function has a size argument larger than the size of the target buffer. This might indicate a buffer overflow or an illegal memory access, and might cause unexpected behavior or a crash. The target buffer must be able to store the number of elements as indicated by the size argument to the function. That is, the size argument must not be larger than the size of the destination buffer.
Coding standards	<p>CWE 119</p> <p style="padding-left: 40px;">Improper Restriction of Operations within the Bounds of a Memory Buffer</p> <p>CWE 120</p> <p style="padding-left: 40px;">Buffer Copy without Checking Size of Input ('Classic Buffer Overflow')</p> <p>CWE 121</p> <p style="padding-left: 40px;">Stack-based Buffer Overflow</p> <p>CWE 122</p> <p style="padding-left: 40px;">Heap-based Buffer Overflow</p>
Code examples	There are no code examples for this check.

LIB-fn-unsafe

Synopsis	A potentially unsafe library function is used.
Enabled by default	No
Severity/Certainty	<p>Medium/Medium</p> 
Full description	A potentially unsafe library function is used, for which there is a safer alternative. This library function might create vulnerabilities like possible buffer overflow, because it does not check the size of a string before copying it into memory. The problem is that <code>strcpy()</code> and <code>gets()</code> functions are used. <code>strncpy()</code> should be used instead of <code>strcpy()</code> , and <code>fgets()</code> instead of <code>gets()</code> , because they include an additional argument in which the input's maximum allowed length is specified.
Coding standards	<p>CWE 242</p> <p style="padding-left: 40px;">Use of Inherently Dangerous Function</p>

CWE 252

Unchecked Return Value

CWE 394

Unexpected Status Code or Return Value

CWE 477

Use of Obsolete Functions

Code examples

The following code example fails the check and will give a warning:

```
#include <stdio.h>

void example(char* buf1) {
    scanf("%s", buf1);
}
```

The following code example passes the check and will not give a warning about this issue:

```
#include <stdio.h>

void example(char* buf1, char* buf2) {
    strncpy(buf1, buf2, 5);
}
```

LIB-fread-overflow-pos**Synopsis**A call to `fread` might cause a buffer overrun.**Enabled by default**

No

Severity/Certainty

Medium/Medium

**Full description**

A call to `fread` might cause an overrun due to invalid arguments. `fread` takes an array as its first argument, the size of elements in the array as the second argument, and the number of elements in that array as the third. If $(\text{size} * \text{count})$ is greater than the allocated size of the array, an overrun will occur.

Coding standards

This check does not correspond to any coding standard rules.

Code examples

The following code example fails the check and will give a warning:

```
#include <stdio.h>
#include <stdlib.h>

void example(int b) {
    int *a = malloc(sizeof(int) * 10);
    int c;
    if (b) {
        c = 5;
    } else {
        c = 11;
    }
    fread(a, sizeof(int), c, NULL);
}
```

The following code example passes the check and will not give a warning about this issue:

```
#include <stdio.h>
#include <stdlib.h>

void example(int b) {
    int *a = malloc(sizeof(int) * 10);
    int c;
    if (b) {
        c = 10;
    } else {
        c = 5;
    }
    fread(a, sizeof(int), c, NULL);
}
```

LIB-fread-overflow

Synopsis

A call to `fread` causes a buffer overrun.

Enabled by default

Yes


Severity/Certainty

Medium/Medium



Full description	A call to <code>fread</code> causes an overrun due to invalid arguments. <code>fread</code> takes an array as its first argument, the size of elements in the array as the second argument, and the number of elements in that array as the third. If <code>(size * count)</code> is greater than the allocated size of the array, an overrun will occur.
Coding standards	This check does not correspond to any coding standard rules.
Code examples	<p>The following code example fails the check and will give a warning:</p> <pre>#include <stdio.h> #include <stdlib.h> void example(void) { int *a = malloc(sizeof(int) * 10); fread(a, sizeof(int), 11, NULL); }</pre> <p>The following code example passes the check and will not give a warning about this issue:</p> <pre>#include <stdio.h> #include <stdlib.h> void example(void) { int *a = malloc(sizeof(int) * 10); fread(a, sizeof(int), 10, NULL); }</pre>

LIB-memchr-overrun-pos

Synopsis	A call to <code>memchr</code> might cause a buffer overrun.
Enabled by default	No
Severity/Certainty	High/Medium 
Full description	A call to <code>memchr</code> might cause a buffer overrun. If <code>memchr</code> is called with a size greater than the size of the allocated buffer, it will overrun and might cause a runtime error.
Coding standards	This check does not correspond to any coding standard rules.

Code examples

The following code example fails the check and will give a warning:

```
#include <stdlib.h>

void example(int b) {
    char *a = malloc(sizeof(char) * 20);
    int c;
    if (b) {
        c = 21;
    } else {
        c = 5;
    }
    memchr(a, 'a', c);
}
```

The following code example passes the check and will not give a warning about this issue:

```
#include <stdlib.h>

void example(void) {
    char *a = malloc(sizeof(char) * 20);
    memchr(a, 'a', 10);
}
```

LIB-memchr-overflow

Synopsis

A call to `memchr` causes a buffer overrun.

Enabled by default

Yes

Severity/Certainty

High/Medium



Full description

A call to `memchr` causes a buffer overrun. If `memchr` is called with a size greater than the size of the allocated buffer, it will overrun and might cause a runtime error.

Coding standards

This check does not correspond to any coding standard rules.

Code examples

The following code example fails the check and will give a warning:

```
#include <stdlib.h>


void example(void) {
    char *a = malloc(sizeof(char) * 20);
    memchr(a, 'a', 21);
}
```

The following code example passes the check and will not give a warning about this issue:

```
#include <stdlib.h>

void example(void) {
    char *a = malloc(sizeof(char) * 20);
    memchr(a, 'a', 10);
}
```

LIB-memcpy-overflow-pos

Synopsis	A call to <code>memcpy</code> might cause the memory to overrun.
Enabled by default	No
Severity/Certainty	High/Medium 
Full description	A call to <code>memcpy</code> might cause the memory to overrun at either the destination or the source address.
Coding standards	CWE 119 Improper Restriction of Operations within the Bounds of a Memory Buffer CWE 120 Buffer Copy without Checking Size of Input ('Classic Buffer Overflow') CWE 121 Stack-based Buffer Overflow CWE 122 Heap-based Buffer Overflow

CWE 124

Buffer Underwrite ('Buffer Underflow')

CWE 126

Buffer Over-read

CWE 127

Buffer Under-read

CWE 805

Buffer Access with Incorrect Length Value

Code examples

The following code example fails the check and will give a warning:

```
#include <stdlib.h>


void func(int b)
{
    int *p1;
    int *p2;
    if (b) {
        p1 = malloc(20);
        p2 = malloc(10);
    } else {
        p2 = malloc(20);
        p1 = malloc(10);
    }
    memcpy(p1, p2, 4);
}
```

The following code example passes the check and will not give a warning about this issue:

```
#include <stdlib.h>

void func()
{
    int size = 10;
    int arr[size];
    int *ptr = malloc(size * sizeof(int));
    memcpy(ptr, arr, size);
}
```

LIB-memcpy-overrun

Synopsis	A call to <code>memcpy</code> or <code>memmove</code> causes the memory to overrun.
Enabled by default	Yes
Severity/Certainty	High/Medium 
Full description	A call to <code>memcpy</code> or <code>memmove</code> causes the memory to overrun at either the destination or the source address.
Coding standards	<p>CWE 119 Improper Restriction of Operations within the Bounds of a Memory Buffer</p> <p>CWE 120 Buffer Copy without Checking Size of Input ('Classic Buffer Overflow')</p> <p>CWE 121 Stack-based Buffer Overflow</p> <p>CWE 122 Heap-based Buffer Overflow</p> <p>CWE 124 Buffer Underwrite ('Buffer Underflow')</p> <p>CWE 126 Buffer Over-read</p> <p>CWE 127 Buffer Under-read</p> <p>CWE 805 Buffer Access with Incorrect Length Value</p>
Code examples	The following code example fails the check and will give a warning:

```
#include <stdlib.h>


void func()
{
    int size = 10;
    int arr1[10];
    int arr2[11];
    memcpy(arr2, arr1, size + 1);
}
```

The following code example passes the check and will not give a warning about this issue:

```
#include <stdlib.h>

void func()
{
    int size = 10;
    int arr[size];
    int *ptr = malloc(size * sizeof(int));
    memcpy(ptr, arr, size);
}
```

LIB-memset-overflow-pos

Synopsis	A call to <code>memset</code> might cause a buffer overrun.
Enabled by default	No
Severity/Certainty	High/Medium 
Full description	A call to <code>memset</code> might cause a buffer overrun. If <code>memset</code> is called with a size greater than the size of the allocated buffer, it will overrun and might cause a runtime error.
Coding standards	This check does not correspond to any coding standard rules.
Code examples	The following code example fails the check and will give a warning:

```
#include <stdlib.h>


void example(int b) {
    char *a = malloc(sizeof(char) * 20);
    int c;
    if (b) {
        c = 21;
    } else {
        c = 5;
    }
    memset(a, 'a', c);
}
```

The following code example passes the check and will not give a warning about this issue:

```
#include <stdlib.h>

void example(int b) {
    char *a = malloc(sizeof(char) * 20);
    int c;
    if (b) {
        c = 20;
    } else {
        c = 5;
    }
    memset(a, 'a', c);
}
```

LIB-memset-overflow

Synopsis	A call to <code>memset</code> causes a buffer overrun.
Enabled by default	Yes
Severity/Certainty	High/Medium 
Full description	A call to <code>memset</code> causes a buffer overrun. If <code>memset</code> is called with a size greater than the size of the allocated buffer, it will overrun and might cause a runtime error.
Coding standards	This check does not correspond to any coding standard rules.

Code examples

The following code example fails the check and will give a warning:

```
#include <stdlib.h>

void example(void) {
    char *a = malloc(sizeof(char) * 20);
    memset(a, 'a', 21);
}
```

The following code example passes the check and will not give a warning about this issue:

```
#include <stdlib.h>

void example(void) {
    char *a = malloc(sizeof(char) * 20);
    memset(a, 'a', 10);
}
```

LIB-putenv

Synopsis

putenv used to set environment variable values.

Enabled by default

No

Severity/Certainty

Medium/Medium



Full description

The POSIX function putenv() is used to set environment variable values. The putenv() function does not create a copy of the string supplied to it as an argument; instead it inserts a pointer to the string into the environment array. If a pointer to a buffer of automatic storage duration is supplied as an argument to putenv(), the memory allocated for that buffer might be overwritten when the containing function returns and stack memory is recycled.

Coding standards

CERT POS34-C

Do not call putenv() with a pointer to an automatic variable as the argument

Code examples

The following code example fails the check and will give a warning:


```
#include <stdlib.h>

int func(const char *var) {
    char env[1024];
    int retval = snprintf(env, sizeof(env), "TEST=%s", var);
    if (retval < 0 || (size_t)retval >= sizeof(env)) {
        /* Handle error */
    }


    return putenv(env); /* BUG: automatic storage is added to the
global environment */
}
```

The following code example passes the check and will not give a warning about this issue:

```
#include <stdlib.h>

int func(const char *var) {
    return setenv("TEST", var, 1);
}
```

LIB-qsort-overrun-pos

Synopsis	Arguments passed to <code>qsort</code> might cause it to overrun.
Enabled by default	No
Severity/Certainty	High/Medium 
Full description	A buffer overrun might be caused by a call to <code>qsort</code> . This is because a buffer length being passed is greater than that of the buffer passed to either function as their first argument.
Coding standards	This check does not correspond to any coding standard rules.
Code examples	The following code example fails the check and will give a warning:

```
#include <stdlib.h>
#include <stdio.h>

int cmp(const void *a, const void *b) {
    return a == b;
}

void example(int b) {
    int *a = malloc(sizeof(int) * 10);
    int c;
    if (b) {
        c = 3;
    } else {
        c = 20;
    }
    qsort(a, c, sizeof(int), &cmp);
}
```

The following code example passes the check and will not give a warning about this issue:

```
#include <stdlib.h>
#include <stdio.h>

int cmp(const void *a, const void *b) {
    return a == b;
}

void example(int b) {
    int *a = malloc(sizeof(int) * 10);
    int c;
    if (b) {
        c = 3;
    } else {
        c = 2;
    }
    qsort(a, c, sizeof(int), &cmp);
}
```

LIB-qsort-overrun

Synopsis


Arguments passed to `qsort` cause it to overrun.

Enabled by default

No

Severity/Certainty

High/Medium



Full description

A buffer overrun is caused by a call to `qsort`. This is because a buffer length being passed is greater than that of the buffer passed to either function as their first argument.

Coding standards

This check does not correspond to any coding standard rules.

Code examples

The following code example fails the check and will give a warning:

```
#include <stdlib.h>
#include <stdio.h>

int cmp(const void *a, const void *b) {
    return a == b;
}

void example(void) {
    int *a = malloc(sizeof(int) * 10);
    qsort(a, 11, sizeof(int), &cmp);
}
```

The following code example passes the check and will not give a warning about this issue:

```
#include <stdlib.h>
#include <stdio.h>

int cmp(const void *a, const void *b) {
    return a == b;
}

void example(void) {
    int *a = malloc(sizeof(int) * 10);
    qsort(a, 3, sizeof(int), &cmp);
}
```

LIB-return-const

Synopsis

The return value of a `const` standard library function is not used.

Enabled by default

Yes

Severity/Certainty

Low/Medium



Full description

The return value of a `const` standard library function is not used. Because this function is defined as `const`, the call itself has no side effects; the only yield is the return value. If this return value is not used, the function call is redundant. These functions are inspected: `memchr()`, `strchr()`, `strpbrk()`, `strrchr()`, `strstr()`, `strtok()`, `gmtime()`, `getenv()`, and `bsearch()`. Discarding the return values of these functions is harmless but might indicate a misunderstanding of the application logic or purpose.

Coding standards

CERT EXP12-C

Do not ignore values returned by functions

CWE 252

Unchecked Return Value

CWE 394

Unexpected Status Code or Return Value

Code examples

The following code example fails the check and will give a warning:

```
#include <string.h>

void example(void) {
    strchr("Hello", 'h'); // No effect
}
```

The following code example passes the check and will not give a warning about this issue:

```
#include <string.h>

void example(void) {
    char* c = strchr("Hello", 'h'); //OK
}
```


LIB-return-error

Synopsis


The return value for a library function that might return an error value is not used.

Enabled by default

Yes

Severity/Certainty	Medium/Medium 
Full description	The return value for a library function that might return an error value is not used. Because this function might fail, the programmer should inspect the return value to find any error values, to avoid a crash or unexpected behavior. These functions are inspected: <code>malloc()</code> , <code>calloc()</code> , <code>realloc()</code> , and <code>mktime()</code> .
Coding standards	CWE 252 Unchecked Return Value CWE 394 Unexpected Status Code or Return Value MISRA C:2004 16.10 (Required) If a function returns error information, then that error information shall be tested. MISRA C++ 2008 0-3-2 (Required) If a function generates error information, then that error information shall be tested.
Code examples	The following code example fails the check and will give a warning: <pre>void example(void) { malloc(sizeof(int)); // This function could fail, // and the return value is // not checked }</pre> The following code example passes the check and will not give a warning about this issue: <pre>#include <stdlib.h> void example(void) { int *x = malloc(sizeof(int)); // OK - return value // is stored }</pre>

LIB-return-leak

Synopsis	The return values from one or more library functions were not stored, returned, or passed as a parameter.
Enabled by default	Yes
Severity/Certainty	High/High 
Full description	The return values from one or more library functions were not stored, returned, or passed as a parameter. If any of these functions return a pointer to newly allocated memory, and the return value is discarded, the memory is inaccessible and thus leaked. These functions are inspected: <code>malloc()</code> , <code>calloc()</code> , and <code>realloc()</code> .
Coding standards	CERT MEM31-C <p style="margin-left: 40px;">Free dynamically allocated memory exactly once</p> CWE 252 <p style="margin-left: 40px;">Unchecked Return Value</p> CWE 394 <p style="margin-left: 40px;">Unexpected Status Code or Return Value</p>
Code examples	The following code example fails the check and will give a warning: <pre>#include <stdlib.h> void example(void) { malloc(1); //the return value of malloc is not // stored } </pre> <p>The following code example passes the check and will not give a warning about this issue:</p> <pre>#include <stdlib.h> void example(void) { int* x = malloc(1); // OK - the return value of // malloc is being stored in x } </pre>


LIB-return-neg

Synopsis	A variable assigned using a library function that can return -1 as an error value is subsequently used where the value must be non-negative.
Enabled by default	Yes
Severity/Certainty	Medium/Medium 
Full description	A variable assigned using a library function which can return -1 as an error value is subsequently used as a subscript or a size, both of which require the value to be non-negative. This might cause a crash or unpredictable behavior. These functions are inspected: <code>ftell()</code> , <code>clock()</code> , <code>time()</code> , <code>mktime()</code> , <code>fprintf()</code> , <code>printf()</code> , <code>sprintf()</code> , <code>vfprintf()</code> , <code>vprintf()</code> , <code>vsprintf()</code> , <code>mblen()</code> , <code>mbstowcs()</code> , <code>mbstowc()</code> , <code>wcstombs()</code> , and <code>wctomb()</code> .
Coding standards	CERT FIO04-C Detect and handle input and output errors CWE 252 Unchecked Return Value CWE 394 Unexpected Status Code or Return Value
Code examples	The following code example fails the check and will give a warning: <pre>#include <time.h> #include <stdlib.h> void example(void) { time_t time = clock(); int *block = malloc(time); // time is used in a // situation requiring it to be non- // negative, but clock() may return -1 }</pre> The following code example passes the check and will not give a warning about this issue:

```
#include <time.h>
#include <stdlib.h>

void example(void) {
    time_t time = clock();
    if (time>0){
        int *block = malloc(time); // OK - time is checked
    }
}
```

LIB-return-null

Synopsis	A pointer is assigned using a library function that can return <code>NULL</code> as an error value. This pointer is subsequently dereferenced without checking its value.
Enabled by default	Yes
Severity/Certainty	Medium/Medium 
Full description	A pointer is assigned using a library function that can return <code>NULL</code> as an error value. This pointer is subsequently dereferenced without checking its value, which might lead to a <code>NULL</code> dereference. Not inspecting the return value of any function returning a pointer before dereferencing it, might cause a crash. These functions are inspected: <code>malloc()</code> , <code>calloc()</code> , <code>realloc()</code> , <code>memchr()</code> , <code>strchr()</code> , <code>strpbrk()</code> , <code>strrchr()</code> , <code>strstr()</code> , <code>strtok()</code> , <code>gmtime()</code> , <code>getenv()</code> , and <code>bsearch()</code> .
Coding standards	CERT FIO04-C Detect and handle input and output errors CWE 252 Unchecked Return Value CWE 394 Unexpected Status Code or Return Value CWE 690 Unchecked Return Value to <code>NULL</code> Pointer Dereference
Code examples	The following code example fails the check and will give a warning:


```
#include <string.h>


void example(char c) {
    char* cp = strchr("Hello", c);
    printf("%c\n", *cp); // cp is dereferenced uncon-
                        // ditionally, but may be NULL
}
```

The following code example passes the check and will not give a warning about this issue:

```
#include <string.h>

void example(char c) {
    char* cp = strchr("Hello", c);
    if (cp){
        printf("%c\n", *cp); // OK - cp checked against
                            // NULL
    }
}
```

LIB-sprintf-overrun

Synopsis	A call to <code>sprintf</code> causes a destination buffer overrun.
Enabled by default	No
Severity/Certainty	High/High 
Full description	A call to the <code>sprintf</code> function causes a destination buffer overrun.
Coding standards	CERT STR31-C Guarantee that storage for strings has sufficient space for character data and the null terminator CWE 119 Improper Restriction of Operations within the Bounds of a Memory Buffer CWE 120 Buffer Copy without Checking Size of Input ('Classic Buffer Overflow')

CWE 121

Stack-based Buffer Overflow

Code examples

The following code example fails the check and will give a warning:

```
#include <stdio.h>

char buf[5];

void example(void) {
    sprintf(buf, "Hello World!\n");
}
```

The following code example passes the check and will not give a warning about this issue:

```
#include <stdio.h>

char buf[14];

void example(void) {
    sprintf(buf, "Hello World!\n");
}
```

LIB-std-sort-overflow-pos (C++ only)

Synopsis Using `std::sort` might cause buffer overrun.

Enabled by default No

Severity/Certainty Medium/Medium



Full description Using `std::sort` might cause a buffer overrun. `std::sort` can take a pointer to an array and a pointer to the end of the array as arguments, but if the pointer to the end of the array actually points beyond the end of the array being sorted, a buffer overrun might occur.

Coding standards This check does not correspond to any coding standard rules.

Code examples

The following code example fails the check and will give a warning:

```
#include <algorithm>
#include "iar.h"

void example(void) {
    int a[10] = {0,1,2,3,4,5,6,7,8,9};
    STD sort(a, a+11);
}
```

The following code example passes the check and will not give a warning about this issue:

```
#include <algorithm>
#include "iar.h"

void example(void) {
    int a[10] = {0,1,2,3,4,5,6,7,8,9};
    STD sort(a, a+5);
}
```

LIB-std-sort-overrun (C++ only)

Synopsis

A buffer overrun is caused by use of `std::sort`.

Enabled by default

Yes

Severity/Certainty

Medium/Medium



Full description

A buffer overrun is caused by use of `std::sort`. `std::sort` can take a pointer to an array and a pointer to the end of the array as arguments, but if the pointer to the end of the array actually points beyond the end of the array being sorted, a buffer overrun will occur.

Coding standards

This check does not correspond to any coding standard rules.

Code examples

The following code example fails the check and will give a warning:

```
#include <algorithm>
#include "iar.h"


void example(void) {
    int a[10] = {0,1,2,3,4,5,6,7,8,9};
    STD sort(a, a+11);
}
```

The following code example passes the check and will not give a warning about this issue:

```
#include <algorithm>
#include "iar.h"

void example(void) {
    int a[10] = {0,1,2,3,4,5,6,7,8,9};
    STD sort(a, a+5);
}
```

LIB-strcat-overflow-pos

Synopsis	A call to <code>strcat</code> might cause destination buffer overrun.
Enabled by default	No
Severity/Certainty	Medium/Medium 
Full description	A call to the <code>strcat</code> function might cause a destination buffer overrun.
Coding standards	CERT STR31-C Guarantee that storage for strings has sufficient space for character data and the null terminator CWE 119 Improper Restriction of Operations within the Bounds of a Memory Buffer CWE 120 Buffer Copy without Checking Size of Input ('Classic Buffer Overflow') CWE 121

Stack-based Buffer Overflow

Code examples

The following code example fails the check and will give a warning:

```
#include <string.h>
#include <stdlib.h>

void example(void)
{
    char *str1 = "Hello World!\n";
    char *str2 = (char *)malloc(13);
    strcpy(str2, "");
    strcat(str2, str1);
}
```

The following code example passes the check and will not give a warning about this issue:

```
#include <string.h>
#include <stdlib.h>

void example(void)
{
    char *str1 = "Hello World!\n";
    char *str2 = (char *)malloc(14);
    strcpy(str2, "");
    strcat(str2, str1);
}
```

LIB-strcat-overflow

Synopsis

A call to `strcat` causes a destination buffer overrun.

Enabled by default

Yes

Severity/Certainty

High/High



Full description

A call to the `strcat` function causes a destination buffer overrun.

Coding standards

CERT STR31-C

Guarantee that storage for strings has sufficient space for character data and the null terminator

CWE 119

Improper Restriction of Operations within the Bounds of a Memory Buffer

CWE 120

Buffer Copy without Checking Size of Input ('Classic Buffer Overflow')

CWE 121

Stack-based Buffer Overflow

Code examples

The following code example fails the check and will give a warning:

```
#include <string.h>
#include <stdlib.h>

void example(void)
{
    char *str1 = "Hello World!\n";
    char *str2 = (char *)malloc(13);
    strcpy(str2, "");
    strcat(str2, str1);
}
```


The following code example passes the check and will not give a warning about this issue:

```
#include <string.h>
#include <stdlib.h>

void example(void)
{
    char *str1 = "Hello World!\n";
    char *str2 = (char *)malloc(14);
    strcpy(str2, "");
    strcat(str2, str1);
}
```

LIB-strcpy-overrun-pos

Synopsis	A call to <code>strcpy</code> might cause destination buffer overrun.
Enabled by default	No

Severity/Certainty	Medium/Medium 
Full description	A call to the <code>strcpy</code> function might cause a destination buffer overrun.
Coding standards	CERT STR31-C Guarantee that storage for strings has sufficient space for character data and the null terminator CWE 119 Improper Restriction of Operations within the Bounds of a Memory Buffer CWE 120 Buffer Copy without Checking Size of Input ('Classic Buffer Overflow') CWE 121 Stack-based Buffer Overflow CWE 122 Heap-based Buffer Overflow CWE 124 Buffer Underwrite ('Buffer Underflow') CWE 126 Buffer Over-read CWE 127 Buffer Under-read
Code examples	The following code example fails the check and will give a warning: <pre>#include <string.h> #include <stdlib.h> void example(void) { char *str1 = "Hello World!\n"; char *str2 = (char *)malloc(13); strcpy(str2, str1); }</pre>

The following code example passes the check and will not give a warning about this issue:

```
#include <string.h>
#include <stdlib.h>

void example(void)
{
    char *str1 = "Hello World!\n";
    char *str2 = (char *)malloc(14);
    strcpy(str2, str1);
}
```

LIB-strcpy-overrun

Synopsis

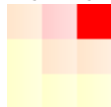
A call to `strcpy` causes a destination buffer overrun.

Enabled by default

Yes

Severity/Certainty

High/High



Full description

A call to the `strcpy` function causes a destination buffer overrun.

Coding standards

CERT STR31-C

Guarantee that storage for strings has sufficient space for character data and the null terminator

CWE 119

Improper Restriction of Operations within the Bounds of a Memory Buffer

CWE 120

Buffer Copy without Checking Size of Input ('Classic Buffer Overflow')

CWE 121

Stack-based Buffer Overflow

CWE 122

Heap-based Buffer Overflow

CWE 124

Buffer Underwrite ('Buffer Underflow')

CWE 126

Buffer Over-read

CWE 127

Buffer Under-read

Code examples

The following code example fails the check and will give a warning:

```
#include <string.h>
#include <stdlib.h>

void example(void)
{
    char *str1 = "Hello World!\n";
    char *str2 = (char *)malloc(13);
    strcpy(str2, str1);
}
```

The following code example passes the check and will not give a warning about this issue:

```
#include <string.h>
#include <stdlib.h>

void example(void)
{
    char *str1 = "Hello World!\n";
    char *str2 = (char *)malloc(14);
    strcpy(str2, str1);
}
```

LIB-strncat-overflow-pos

Synopsis

A call to `strncat` might cause a destination buffer overrun.

Enabled by default

No

Severity/Certainty

Medium/Medium



Full description Calling `strncat` with a destination buffer that is too small will cause a buffer overrun. `strncat` takes a destination buffer as its first argument. If the remaining space of this buffer is smaller than the number of characters to append, as determined by the position of the null terminator in the source buffer or the size passed as the third argument to `strncat`, an overflow might occur resulting in undefined behavior and runtime errors.

Coding standards This check does not correspond to any coding standard rules.

Code examples The following code example fails the check and will give a warning:

```
#include <string.h>
#include <stdlib.h>

void example(int d) {
    char * a = malloc(sizeof(char) * 5);
    char * b = malloc(sizeof(char) * 100);
    int c;
    if (d) {
        c = 10;
    } else {
        c = 5;
    }
    strcpy(a, "0123");
    strcpy(b, "45678901234");
    strncat(a, b, c);
}
```

The following code example passes the check and will not give a warning about this issue:

```
#include <string.h>
#include <stdlib.h>

void example(int d) {
    char * a = malloc(sizeof(char) * 5);
    char * b = malloc(sizeof(char) * 100);
    int c;
    if (d) {
        c = 2;
    } else {
        c = 3;
    }
    strcpy(a, "0123");
    strcpy(b, "45678901234");
    strncat(b, a, c);
}
```

LIB-strncat-overflow

Synopsis A call to `strncat` causes a destination buffer overrun.

Enabled by default Yes

Severity/Certainty Medium/Medium



Full description Calling `strncat` with a destination buffer that is too small will cause a buffer overrun. `strncat` takes a destination buffer as its first argument. If the remaining space of this buffer is smaller than the number of characters to append, as determined by the position of the null terminator in the source buffer or the size passed as the third argument to `strncat`, an overflow might occur resulting in undefined behavior and runtime errors.

Coding standards This check does not correspond to any coding standard rules.

Code examples The following code example fails the check and will give a warning:

```
#include <string.h>
#include <stdlib.h>

void example(void) {
    char * a = malloc(sizeof(char)*9);
    strcpy(a, "hello");
    strncat(a, "world", 4);
}

#include <string.h>
#include <stdlib.h>

void example(void) {
    char * a = malloc(sizeof(char)*9);
    strcpy(a, "hello");
    strncat(a, "world", 6);
}
```

The following code example passes the check and will not give a warning about this issue:


```
#include <string.h>
#include <stdlib.h>

void example(void) {
    char * a = malloc(sizeof(char)*11);
    strcpy(a, "hello");
    strncat(a, "world", 6);
}

#include <string.h>
#include <stdlib.h>

void example(void) {
    char * a = malloc(sizeof(char)*11);
    strcpy(a, "hello");
    strncat(a, "world", 4);
}
```

LIB-strncmp-overflow-pos

Synopsis	A call to <code>strncmp</code> might cause a buffer overrun.
Enabled by default	No
Severity/Certainty	High/Medium 
Full description	An incorrect string length passed to <code>strncmp</code> might cause a buffer overrun. <code>strncmp</code> limits the number of characters it compares to the number passed as its third argument, to prevent buffer overruns with non-null-terminated strings. However, if a number is passed that is larger than the length of the two strings, and neither string is null-terminated, it will overrun.
Coding standards	This check does not correspond to any coding standard rules.
Code examples	The following code example fails the check and will give a warning:

```
#include <stdlib.h>
#include <string.h>

void example(int d) {
    char *a = malloc(sizeof(char) * 10);
    char *b = malloc(sizeof(char) * 10);
    int c;
    if (d) {
        c = 20;
    } else {
        c = 5;
    }
    strncpy(a, b, c);
}
```

The following code example passes the check and will not give a warning about this issue:

```
#include <stdlib.h>
#include <string.h>

void example(int d) {
    char *a = malloc(sizeof(char) * 10);
    char *b = malloc(sizeof(char) * 10);
    int c;
    if (d) {
        c = 8;
    } else {
        c = 5;
    }
    strncpy(a, b, c);
}
```

LIB-strncmp-overrun

Synopsis	A buffer overrun is caused by a call to <code>strncpy</code> .
Enabled by default	Yes
Severity/Certainty	High/Medium



Full description A buffer overrun is caused by passing an incorrect string length to `strncmp`. `strncmp` limits the number of characters it compares to the number passed as its third argument, to prevent buffer overruns with non-null-terminated strings. However, if a number is passed that is larger than the length of the two strings, and neither string is null-terminated, it will overrun.

Coding standards This check does not correspond to any coding standard rules.

Code examples The following code example fails the check and will give a warning:

```
#include <stdlib.h>
#include <string.h>

void example(void) {
    char *a = malloc(sizeof(char) * 10);
    char *b = malloc(sizeof(char) * 10);
    strncmp(a, b, 20);
}
```

The following code example passes the check and will not give a warning about this issue:

```
#include <stdlib.h>
#include <string.h>

void example(void) {
    char *a = malloc(sizeof(char) * 10);
    char *b = malloc(sizeof(char) * 10);
    strncmp(a, b, 5);
}
```

LIB-strncpy-overrun-pos

Synopsis A call to `strncpy` might cause a destination buffer overrun.

Enabled by default No

Severity/Certainty Medium/Medium



Full description A call to `strncpy` might cause a destination buffer overrun.

Coding standards

CERT STR31-C

Guarantee that storage for strings has sufficient space for character data and the null terminator

CWE 119

Improper Restriction of Operations within the Bounds of a Memory Buffer

CWE 120

Buffer Copy without Checking Size of Input ('Classic Buffer Overflow')

CWE 121

Stack-based Buffer Overflow

CWE 122

Heap-based Buffer Overflow

CWE 124

Buffer Underwrite ('Buffer Underflow')

CWE 126

Buffer Over-read

CWE 127

Buffer Under-read

CWE 805

Buffer Access with Incorrect Length Value

Code examples

The following code example fails the check and will give a warning:

```
#include <string.h>
#include <stdlib.h>


void example(void)
{
    char *str1 = "Hello World!\n";
    char *str2 = (char *)malloc(13);
    strncpy(str2, str1, 14);
}
```

The following code example passes the check and will not give a warning about this issue:

```
#include <string.h>
#include <stdlib.h>

void example(void)
{
    char *str1 = "Hello World!\n";
    char *str2 = (char *)malloc(14);
    strncpy(str2, str1, 14);
}
```

LIB-strncpy-overflow

Synopsis	A call to <code>strncpy</code> causes a destination buffer overrun.
Enabled by default	Yes
Severity/Certainty	High/High 
Full description	A call to <code>strncpy</code> causes a destination buffer overrun.
Coding standards	CERT STR31-C Guarantee that storage for strings has sufficient space for character data and the null terminator CWE 119 Improper Restriction of Operations within the Bounds of a Memory Buffer CWE 120 Buffer Copy without Checking Size of Input ('Classic Buffer Overflow') CWE 121 Stack-based Buffer Overflow CWE 122 Heap-based Buffer Overflow CWE 124 Buffer Underwrite ('Buffer Underflow')

CWE 126

Buffer Over-read

CWE 127

Buffer Under-read

CWE 805

Buffer Access with Incorrect Length Value

Code examples

The following code example fails the check and will give a warning:

```
#include <string.h>
#include <stdlib.h>

void example(void)
{
    char *str1 = "Hello World!\n";
    char *str2 = (char *)malloc(13);
    strncpy(str2, str1, 14);
}
```

The following code example passes the check and will not give a warning about this issue:

```
#include <string.h>
#include <stdlib.h>

void example(void)
{
    char *str1 = "Hello World!\n";
    char *str2 = (char *)malloc(14);
    strncpy(str2, str1, 14);
}
```

LOGIC-overload (C++ only)

Synopsis Overloaded && and || operators

Enabled by default No

Severity/Certainty Low/Low



Full description	There are overloaded versions of the comma and logical conjunction operators with the semantics of function calls, whose sequence point and ordering semantics are different from those of the built-in versions. It might not be clear at the point of use that these operators are overloaded, and which semantics that apply.
Coding standards	MISRA C++ 2008 5-2-11 (Required) The comma operator, && operator and the operator shall not be overloaded.
Code examples	<p>The following code example fails the check and will give a warning:</p> <pre>class C{ bool x; bool operator (bool other); }; bool C::operator (bool other){ return x other; }</pre> <p>The following code example passes the check and will not give a warning about this issue:</p> <pre>class C{ int x; int operator+(int other); }; int C::operator+(int other){ return x + other; }</pre>


MEM-delete-array-op (C++ only)

Synopsis	A memory location allocated with <code>new</code> is deleted with <code>delete[]</code>
Enabled by default	Yes
Severity/Certainty	High/High



Full description	A memory location is allocated with the <code>new</code> operator but deleted with the <code>delete []</code> operator. Use the <code>delete</code> operator instead.
Coding standards	CWE 762 Mismatched Memory Management Routines
Code examples	<p>The following code example fails the check and will give a warning:</p> <pre>int main(void) { int *p = new int; delete[] p; //should be delete, not delete[] return 0; }</pre> <p>The following code example passes the check and will not give a warning about this issue:</p> <pre>int main(void) { int *p = new int; delete p; return 0; }</pre>

MEM-delete-op (C++ only)

Synopsis	A memory location allocated with <code>new []</code> is deleted with <code>delete</code> or <code>free</code> .
Enabled by default	Yes
Severity/Certainty	High/High 
Full description	A memory location allocated with the <code>new []</code> operator is deleted with the <code>delete</code> operator. Use the <code>delete []</code> operator instead. The consequence of using <code>delete</code> is that only the array element directly pointed to will be deallocated, as if it were allocated with the singular <code>new</code> operator. This will most likely cause a memory leak. If <code>free</code> is used

the resulting behavior will be undefined, because there is no guarantee that `new` invokes `malloc`.

Coding standards

CWE 762

Mismatched Memory Management Routines

Code examples

The following code example fails the check and will give a warning:

```
int main(void)
{
    int *p = new int[10];
    delete p; //should be delete[]

    return 0;
}
```

The following code example passes the check and will not give a warning about this issue:

```
int main(void)
{
    int *p = new int[10];
    delete [] p;

    return 0;
}
```

MEM-double-free-alias

Synopsis

Freeing a memory location more than once.

Enabled by default

Yes

Severity/Certainty

High/Medium



Full description

An attempt is made to free a memory location after it has already been freed. This will most likely cause an application crash. Unlike `MEM-double-free`, `MEM-double-free-alias` examines the location that pointers point to instead of the pointers themselves. You might see reports for code that looks like this (example of a linked list where each node has a pointer to an element, `elem`): `for (; list != NULL; list`

= list->next) { free(list->elem); } The warning is issued because there is no guarantee that each list node's `elem` field is the same.

Coding standards

CERT MEM31-C

Free dynamically allocated memory exactly once

CWE 415

Double Free

MISRA C:2012 Rule-22.2

(Mandatory) A block of memory shall only be freed if it was allocated by means of a Standard Library function

Code examples

The following code example fails the check and will give a warning:

```
#include <stdlib.h>
void f(int *p) {
    free(p);
    if(p) free(p);
}
```

The following code example passes the check and will not give a warning about this issue:

```
#include <stdlib.h>

void example(void)
{
    int *p=malloc(4);
    free(p);
}
```

MEM-double-free-some

Synopsis

A memory location is freed more than once on some paths but not on others.

Enabled by default

Yes

Severity/Certainty

Medium/Medium



Full description	There is a path through the code where a memory location is attempted to be freed after it has already been freed earlier. This will most likely cause an application crash on this path.
Coding standards	<p>CERT MEM31-C</p> <p style="padding-left: 40px;">Free dynamically allocated memory exactly once</p> <p>CWE 415</p> <p style="padding-left: 40px;">Double Free</p> <p>MISRA C:2012 Rule-22.2</p> <p style="padding-left: 40px;">(Mandatory) A block of memory shall only be freed if it was allocated by means of a Standard Library function</p>

Code examples The following code example fails the check and will give a warning:

```
#include <stdlib.h>
void example(void) {
    int *ptr = (int*)malloc(sizeof(int));
    free(ptr);
    if(rand() % 2 == 0)
    {
        free(ptr);
    }
}
```


The following code example passes the check and will not give a warning about this issue:

```
#include <stdlib.h>
void example(void) {
    int *ptr = (int*)malloc(sizeof(int));
    if(rand() % 2 == 0)
    {
        free(ptr);
    }
    else
    {
        free(ptr);
    }
}
```

MEM-double-free


Synopsis

A memory location is freed more than once.


Enabled by default	Yes
Severity/Certainty	High/Medium 
Full description	An attempt is made to free a memory location after it has already been freed. This will most likely cause an application crash.
Coding standards	CERT MEM31-C <p style="margin-left: 40px;">Free dynamically allocated memory exactly once</p> CWE 415 <p style="margin-left: 40px;">Double Free</p> MISRA C:2012 Rule-22.2 <p style="margin-left: 40px;">(Mandatory) A block of memory shall only be freed if it was allocated by means of a Standard Library function</p>
Code examples	The following code example fails the check and will give a warning: <pre>#include <stdlib.h> void f(int *p) { free(p); if(p) free(p); }</pre> <p>The following code example passes the check and will not give a warning about this issue:</p> <pre>#include <stdlib.h> void example(void) { int *p=malloc(4); free(p); }</pre>

MEM-free-field


Synopsis	A struct or a class field is possibly freed.
Enabled by default	Yes

Severity/Certainty	<p>High/High</p> 
Full description	<p>A struct or a class field is possibly freed. Fields are located in the middle of memory objects and thus cannot be freed. Additionally, erroneously using <code>free()</code> on fields might corrupt <code>stdlib</code>'s memory bookkeeping, affecting heap memory.</p>
Coding standards	<p>CERT MEM34-C</p> <p style="padding-left: 40px;">Only free memory allocated dynamically</p> <p>CWE 590</p> <p style="padding-left: 40px;">Free of Memory not on the Heap</p>
Code examples	<p>The following code example fails the check and will give a warning:</p> <pre>#include <stdlib.h> struct C{ int x; }; int foo(struct C c) { int *p = &c.x; free(p); }</pre> <p>The following code example passes the check and will not give a warning about this issue:</p> <pre>#include <stdlib.h> struct C{ int *x; }; int foo(struct C *c) { int *p = (c->x); free(p); }</pre>

MEM-free-fptr

Synopsis	A function pointer is deallocated.
Enabled by default	Yes
Severity/Certainty	Medium/Medium 
Full description	A function pointer is deallocated. Function pointers are not dynamically allocated, and should thus not be deallocated. Freeing a function pointer will result in undefined behavior.
Coding standards	This check does not correspond to any coding standard rules.
Code examples	<p>The following code example fails the check and will give a warning:</p> <pre>#include <stdlib.h> int id(int a) { return a; } void example(void) { int (*f)(int); f = &id; free((void *)f); }</pre> <p>The following code example passes the check and will not give a warning about this issue:</p> <pre>#include <stdlib.h> int id(int a) { return a; } void example(void) { int (*f)(int); f = &id; }</pre>

MEM-free-no-alloc-struct

Synopsis	A struct field is deallocated without first having been allocated.
Enabled by default	No
Severity/Certainty	Medium/Medium 
Full description	A struct field is deallocated without first having been allocated. This might cause a runtime error.
Coding standards	This check does not correspond to any coding standard rules.
Code examples	<p>The following code example fails the check and will give a warning:</p> <pre>#include <stdlib.h> struct test { int *a; }; void example(void) { struct test t; free(t.a); }</pre> <p>The following code example passes the check and will not give a warning about this issue:</p> <pre>#include <stdlib.h> struct test { int *a; }; void example(void) { struct test t; t.a = malloc(sizeof(int)); free(t.a); }</pre>

MEM-free-no-alloc

Synopsis A pointer is freed without having been allocated.

Enabled by default Yes

Severity/Certainty Medium/Medium



Full description A pointer is freed without having been allocated.

Coding standards This check does not correspond to any coding standard rules.

Code examples The following code example fails the check and will give a warning:

```
#include <stdlib.h>

void example(void) {
    int *p;
    // Do stuff
    free(p);
}
```

The following code example passes the check and will not give a warning about this issue:


```
#include <stdlib.h>

void example(void) {
    int *p = malloc(sizeof(int));
    // Do something
    free(p);
}
```


MEM-free-no-use

Synopsis Memory is allocated and then freed without being used.

Enabled by default Yes

Severity/Certainty	Medium/Medium 
Full description	Memory is allocated and then freed without being used. This is probably unintentional and might indicate a copy-paste error.
Coding standards	This check does not correspond to any coding standard rules.
Code examples	<p>The following code example fails the check and will give a warning:</p> <pre>#include <stdlib.h> void example(void) { int *p = malloc(sizeof(int)); free(p); }</pre> <p>The following code example passes the check and will not give a warning about this issue:</p> <pre>#include <stdlib.h> void example(void) { int *p = malloc(sizeof(int)); *p = 1; free(p); }</pre>

MEM-free-op

Synopsis	Memory allocated with <code>malloc</code> deallocated using <code>delete</code> .
Enabled by default	Yes
Severity/Certainty	High/High 
Full description	Memory allocated with <code>malloc()</code> or <code>calloc()</code> is deallocated using one of the <code>delete</code> operators instead of <code>free()</code> . This might cause a memory leak, or affect other heap memory due to corruption of <code>stdlib</code> 's memory bookkeeping.

Coding standards

CWE 404

Improper Resource Shutdown or Release

CWE 762

Mismatched Memory Management Routines

Code examples

The following code example fails the check and will give a warning:

```
#include <stdlib.h>
void f()
{
    void *p = malloc(200);
    delete p;
}
```

The following code example passes the check and will not give a warning about this issue:

```
#include <stdlib.h>
void f() {
    void *p = malloc(200);
    free(p);
}
```

MEM-free-struct-field

Synopsis

A struct's field is deallocated, but is not dynamically allocated.

Enabled by default

Yes

Severity/Certainty

Medium/Medium



Full description

A struct's field is deallocated, but is not dynamically allocated. Regardless of whether a struct is allocated on the stack or on the heap, all non-dynamically allocated fields will be deallocated when the struct itself is deallocated (either through going out of scope or calling a function like `free()`). Explicitly freeing such fields might cause a crash, or corrupt surrounding memory. Incorrect use of `free()` might also corrupt `stdlib`'s memory bookkeeping, affecting heap memory allocation.

Coding standards

This check does not correspond to any coding standard rules.

Code examples

The following code example fails the check and will give a warning:

```
#include <stdlib.h>

struct test {
    int a;
};

void example(void) {
    struct test *t;
    free((void *)t->a);
}

#include <stdlib.h>

struct test {
    int a[10];
};

void example(void) {
    struct test t;
    free(t.a);
}

#include <stdlib.h>

struct test {
    int a;
};

void example(void) {
    struct test t;
    free((void *)t.a);
}
```

The following code example passes the check and will not give a warning about this issue:

```

#include <stdlib.h>

struct test {
    int *a;
};


void example(void) {
    struct test *t;
    free(t->a);
}
#include <stdlib.h>

struct test {
    int *a;
};

void example(void) {
    struct test t;
    free(t.a);
}

```

MEM-free-variable-alias

Synopsis	A stack address might be freed.
Enabled by default	Yes
Severity/Certainty	High/High 
Full description	A stack address might be freed. Stack variables are automatically deallocated when they go out of scope. Consequently, explicitly freeing them might cause a crash or corrupt the surrounding stack data. Erroneously using <code>free()</code> on stack memory might also corrupt <code>stdlib</code> 's memory bookkeeping, affecting heap memory.
Coding standards	CERT MEM34-C <p style="text-align: center;">Only free memory allocated dynamically</p> CWE 590 <p style="text-align: center;">Free of Memory not on the Heap</p>

Code examples

The following code example fails the check and will give a warning:

```
#include <stdlib.h>
void example(void) {
    int x=0;
    free(&x);
}
```

The following code example passes the check and will not give a warning about this issue:

```
void example(void) {
    int *p;
    p = (int *)malloc(sizeof( int));
    free(p);
}
```

MEM-free-variable

Synopsis

A stack address might be freed.

Enabled by default

Yes

Severity/Certainty

High/High



Full description

A stack address might be freed. Stack variables are automatically deallocated when they go out of scope. Consequently, explicitly freeing them might cause a crash or corrupt the surrounding stack data. Erroneously using `free()` on stack memory might also corrupt `stdlib`'s memory bookkeeping, affecting heap memory.

Coding standards

CERT MEM34-C

Only free memory allocated dynamically

CWE 590

Free of Memory not on the Heap

MISRA C:2012 Rule-22.2

(Mandatory) A block of memory shall only be freed if it was allocated by means of a Standard Library function

Code examples

The following code example fails the check and will give a warning:

```
#include <stdlib.h>
void example(void) {
    int x=0;
    free(&x);
}
```

The following code example passes the check and will not give a warning about this issue:

```
void example(void) {
    int *p;
    p = (int *)malloc(sizeof( int));
    free(p);
}
```

MEM-leak-alias

Synopsis

Incorrect deallocation causes memory leak.

Enabled by default

Yes

Severity/Certainty

Medium/Medium



Full description

Memory is allocated, but then the pointer value is lost due to reassignment or its scope ending, without a guarantee of the value being propagated or the memory being freed. There must be no possible execution path during which the value is not freed, returned, or passed into another function as an argument, before it is lost. This is a memory leak. Note: If alias analysis is disabled, you must enable the non-alias version of this check, MEM-leak.

Coding standards

CERT MEM31-C

Free dynamically allocated memory exactly once

CWE 401

Improper Release of Memory Before Removing Last Reference ('Memory Leak')

CWE 772

Missing Release of Resource after Effective Lifetime

Code examples

The following code example fails the check and will give a warning:

```
#include <stdlib.h>

extern int rand();

void example(void) {
    int *ptr = malloc(sizeof(int));

    if (rand()){

        //losing reference to memory allocated
        //from the first malloc
        ptr = malloc(sizeof(int));
    }

    free(ptr);
}
#include <stdlib.h>

int main(void) {
    int *ptr = (int*)malloc(sizeof (int));
    if (rand() < 5) {
        free(ptr); // Not free() on all paths.
    }
    return 0;
}
#include <stdlib.h>

int main(void) {
    int *ptr = (int *)malloc(sizeof(int));

    ptr = NULL; //losing reference to the allocated memory

    free(ptr);

    return 0;
}
```


The following code example passes the check and will not give a warning about this issue:

```
#include <stdlib.h>

extern int rand();

void example(void) {
    int *ptr = malloc(sizeof(int));
    free(ptr);
}
```

MEM-leak

Synopsis	Incorrect deallocation causes memory leak.
Enabled by default	No
Severity/Certainty	High/Low 
Full description	Memory is allocated, but then the pointer value is lost due to reassignment or its scope ending, without a guarantee of the value being propagated or the memory being freed. There must be no possible execution path during which the value is not freed, returned, or passed into another function as an argument, before it is lost. This is a memory leak.
Coding standards	CERT MEM31-C <p style="padding-left: 40px;">Free dynamically allocated memory exactly once</p> CWE 401 <p style="padding-left: 40px;">Improper Release of Memory Before Removing Last Reference ('Memory Leak')</p> CWE 772 <p style="padding-left: 40px;">Missing Release of Resource after Effective Lifetime</p> MISRA C:2012 Rule-22.1 <p style="padding-left: 40px;">(Required) All resources obtained dynamically by means of Standard Library functions shall be explicitly released</p>
Code examples	The following code example fails the check and will give a warning:

```

#include <stdlib.h>

extern int rand();

void example(void) {
    int *ptr = malloc(sizeof(int));

    if (rand()){

        //losing reference to memory allocated
        //from the first malloc
        ptr = malloc(sizeof(int));
    }

    free(ptr);
}
#include <stdlib.h>

int main(void) {
    int *ptr = (int*)malloc(sizeof (int));
    if (rand() < 5) {
        free(ptr); // Not free() on all paths.
    }
    return 0;
}
#include <stdlib.h>

int main(void) {
    int *ptr = (int *)malloc(sizeof(int));

    ptr = NULL; //losing reference to the allocated memory

    free(ptr);

    return 0;
}

```

The following code example passes the check and will not give a warning about this issue:

```

#include <stdlib.h>


int main(void) {
    int *ptr = (int*)malloc(sizeof(int));
    if (rand() < 5) {
        free(ptr);
    } else {
        free(ptr);
    }
    return 0;
}
#include <stdlib.h>

extern int rand();

void example(void) {
    int *ptr = malloc(sizeof(int));
    free(ptr);
}

```

MEM-malloc-arith

Synopsis	An assignment contains both a <code>malloc()</code> and pointer arithmetic on the right-hand side.
Enabled by default	No
Severity/Certainty	High/Medium 
Full description	An assignment contains both a <code>malloc()</code> and pointer arithmetic on the right-hand side. If this is unintentional, the start of the allocated memory block might be lost, and a buffer overflow is possible.
Coding standards	This check does not correspond to any coding standard rules.
Code examples	The following code example fails the check and will give a warning:

```
#include <stdlib.h>

int example(void) {
    int *p;

    p = (int *)malloc(255) + 10; //pointer arithmetic

    return 0;
}
```

The following code example passes the check and will not give a warning about this issue:


```
#include <stdlib.h>

int example(void) {
    int *p;

    p = (int *)malloc(255);

    return 0;
}
```

MEM-malloc-diff-type

Synopsis	A call to <code>malloc</code> tries to allocate memory based on a <code>sizeof</code> operator, but the destination type of the call is of a different type.
Enabled by default	Yes
Severity/Certainty	Medium/Medium 
Full description	This might be an error, and will result in an allocated memory chunk that does not match the destination pointer or array. This might easily result in an invalid memory dereference, and crash the application.
Coding standards	CERT MEM35-C <p style="text-align: center;">Allocate sufficient memory for an object</p>
Code examples	The following code example fails the check and will give a warning:

```
#include <stdlib.h>


int* foo(){
    return malloc(sizeof(char) *10);
}
```

The following code example passes the check and will not give a warning about this issue:

```
#include <stdlib.h>

char* foo(){
    return malloc(sizeof(char) *10);
}
```

MEM-malloc-sizeof-ptr

Synopsis	<code>malloc(sizeof(p))</code> , where <code>p</code> is a pointer type, is assigned to a non-pointer variable.
Enabled by default	Yes
Severity/Certainty	High/Low 
Full description	The argument given to <code>malloc()</code> is the size of a pointer, but the use of the return address does not suggest a double-indirection pointer. Allocating memory to an <code>int*</code> , for example, should use <code>sizeof(int)</code> rather than <code>sizeof(int*)</code> . Otherwise, the memory allocated might be smaller than expected, potentially leading to an application crash or corruption of other heap memory.
Coding standards	CERT EXP01-C Do not take the size of a pointer to determine the size of the pointed-to type CERT ARR01-C Do not apply the <code>sizeof</code> operator to a pointer when taking the size of an array CWE 467 Use of <code>sizeof()</code> on a Pointer Type
Code examples	The following code example fails the check and will give a warning:

```
#include <stdlib.h>
void example(void) {
    int *p = (int*)malloc(sizeof(p)); //sizeof pointer
}
```

The following code example passes the check and will not give a warning about this issue:

```
#include <stdlib.h>
void example(void) {
    int *p = (int*)malloc(sizeof(*p));
}
```

MEM-malloc-sizeof

Synopsis

Allocating memory with `malloc` without using `sizeof`.

Enabled by default

Yes

Severity/Certainty

Low/Medium



Full description

Memory was allocated with `malloc()` but the `sizeof` operator might not have been used. Using `sizeof` when allocating memory avoids any machine variations in the sizes of data types, and consequently avoids under-allocating. To pass this check, assign the address of the allocated memory to a `char` pointer, because `sizeof(char)` always returns 1.

Coding standards

CERT MEM35-C

Allocate sufficient memory for an object

Code examples

The following code example fails the check and will give a warning:

```
#include <stdlib.h>


void example(void) {
    int *x = malloc(4); //no sizeof in malloc call
    free(x);
}
```

The following code example passes the check and will not give a warning about this issue:



```
#include <stdlib.h>

void example(void) {
    int *x = malloc(sizeof(int));
    free(x);
}
```

MEM-malloc-strlen


Synopsis	Dangerous arithmetic with <code>strlen</code> in argument to <code>malloc</code> .
Enabled by default	No
Severity/Certainty	Medium/Medium 
Full description	Dangerous arithmetic with <code>strlen</code> in an argument to <code>malloc</code> . It is usual to allocate a new string using <code>malloc(strlen(s)+1)</code> , to allow for the null terminator. However, it is easy to type <code>malloc(strlen(s+1))</code> by mistake, leading to <code>strlen</code> returning a length one less than the length of <code>s</code> , or if <code>s</code> is empty, exhibit undefined behavior.
Coding standards	This check does not correspond to any coding standard rules.
Code examples	<p>The following code example fails the check and will give a warning:</p> <pre>#include <stdlib.h> #include <string.h> void example(char *s) { char *a = malloc(strlen(s+1)); }</pre> <p>The following code example passes the check and will not give a warning about this issue:</p> <pre>#include <stdlib.h> #include <string.h> void example(char *s) { char *a = malloc(strlen(s)+1); }</pre>

MEM-realloc-diff-type


Synopsis	The variable that stores the result of <code>realloc</code> does not match the type of the first argument.
Enabled by default	Yes
Severity/Certainty	Medium/Medium 
Full description	The variable that stores the result of <code>realloc</code> does not match the type of the first argument. Subsequent accesses to this memory might be misaligned and cause a runtime error.
Coding standards	This check does not correspond to any coding standard rules.
Code examples	<p>The following code example fails the check and will give a warning:</p> <pre>#include <stdlib.h> void example(int *a, int new_size) { unsigned int *b; b = realloc(a, sizeof(int) * new_size); }</pre> <p>The following code example passes the check and will not give a warning about this issue:</p> <pre>#include <stdlib.h> void example(int *a, int new_size) { int *b; b = realloc(a, sizeof(int) * new_size); }</pre>

MEM-return-free

Synopsis	A function deallocates memory, then returns a pointer to that memory.
Enabled by default	Yes

Severity/Certainty	Medium/Medium 
Full description	A function deallocates memory, then returns a pointer to that memory. If the callee of this function attempts to dereference the returned pointer, this will cause a runtime error.
Coding standards	This check does not correspond to any coding standard rules.
Code examples	<p>The following code example fails the check and will give a warning:</p> <pre>#include <stdlib.h> int *example(void) { int *a = malloc(sizeof(int)); free(a); return a; }</pre> <p>The following code example passes the check and will not give a warning about this issue:</p> <pre>#include <stdlib.h> int *example(void) { int *a = malloc(sizeof(int)); return a; }</pre>

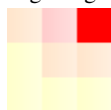
MEM-return-no-assign

Synopsis	A function that allocates memory's return value is not stored.
Enabled by default	Yes
Severity/Certainty	Medium/Medium 

Full description	A function that allocates a memory's return value is not stored. Not storing the returned memory means that this memory cannot be tracked, and therefore deallocated. This will result in a memory leak.
Coding standards	This check does not correspond to any coding standard rules.
Code examples	<p>The following code example fails the check and will give a warning:</p> <pre>#include <stdlib.h> int *allocating_fn(void) { return malloc(sizeof(int)); } void example(void) { allocating_fn(); }</pre> <p>The following code example passes the check and will not give a warning about this issue:</p> <pre>#include <stdlib.h> int *allocating_fn(void) { return malloc(sizeof(int)); } void example(void) { int *p = allocating_fn(); }</pre>


MEM-stack-alias

Synopsis	Might return address on the stack.
Enabled by default	Yes
Severity/Certainty	High/High



Full description	A local variable is defined in stack memory, then its address is potentially returned from the function. When the function exits, its stackframe will be considered illegal memory, and thus the address returned might be dangerous. This code and subsequent memory accesses might appear to work, but the operations are illegal and an application crash, or memory corruption, is very likely. To correct this problem, consider returning a copy of the object, using a global variable, or dynamically allocating memory.
Coding standards	CERT DCL30-C <p>Declare objects with appropriate storage durations</p> CWE 562 <p>Return of Stack Variable Address</p> MISRA C:2004 17.6 <p>(Required) The address of an object with automatic storage shall not be assigned to another object that may persist after the first object has ceased to exist.</p> MISRA C++ 2008 7-5-1 <p>(Required) A function shall not return a reference or a pointer to an automatic variable (including parameters), defined within the function.</p>
Code examples	There are no code examples for this check.

MEM-stack-global-alias

Synopsis	A stack address is stored in a global pointer.
Enabled by default	Yes
Severity/Certainty	High/Medium 
Full description	The address of a variable in stack memory is being stored in a global variable. When the relevant scope or function ends, the memory will become unused, and the externally stored address will point to junk data. This is particularly dangerous because the application might appear to run normally, when it is in fact accessing illegal memory. This might also lead to an application crash, or data changing unpredictably.
Coding standards	CERT DCL30-C

Declare objects with appropriate storage durations

CWE 466

Return of Pointer Value Outside of Expected Range

MISRA C:2004 17.6

(Required) The address of an object with automatic storage shall not be assigned to another object that may persist after the first object has ceased to exist.

MISRA C++ 2008 7-5-2

(Required) The address of an object with automatic storage shall not be assigned to another object that may persist after the first object has ceased to exist.

Code examples

There are no code examples for this check.

MEM-stack-global-field

Synopsis

A stack address is stored in the field of a global struct.

Enabled by default

Yes

Severity/Certainty

High/Medium



Full description

The address of a variable in stack memory is being stored in a global struct. When the relevant scope or function ends, the memory will become unused, and the externally stored address will point to junk data. This is particularly dangerous because the application might appear to run normally, when it is in fact accessing illegal memory. This might also lead to an application crash, or data changing unpredictably.

Coding standards

CERT DCL30-C

Declare objects with appropriate storage durations

CWE 466

Return of Pointer Value Outside of Expected Range

MISRA C:2004 17.6

(Required) The address of an object with automatic storage shall not be assigned to another object that may persist after the first object has ceased to exist.

MISRA C:2012 Rule-18.6

(Required) The address of an object with automatic storage shall not be copied to another object that persists after the first object has ceased to exist

MISRA C++ 2008 7-5-2

(Required) The address of an object with automatic storage shall not be assigned to another object that may persist after the first object has ceased to exist.

Code examples

The following code example fails the check and will give a warning:

```
struct S{
    int *px;
} s;

void example() {
    int i = 0;
    s.px = &i; //storing local address in global struct
}
```

The following code example passes the check and will not give a warning about this issue:

```
#include <stdlib.h>

struct S{
    int *px;
} s;

void example() {
    int i = 0;
    s.px = &i; //OK - the field is written to later
    s.px = NULL;
}
```

MEM-stack-global

Synopsis

A stack address is stored in a global pointer.

Enabled by default

Yes

Severity/Certainty

High/Medium



Full description The address of a variable in stack memory is being stored in a global variable. When the relevant scope or function ends, the memory will become unused, and the externally stored address will point to junk data. This is particularly dangerous because the application might appear to run normally, when it is in fact accessing illegal memory. This might also lead to an application crash, or data changing unpredictably.

Coding standards

CERT DCL30-C

Declare objects with appropriate storage durations

CWE 466

Return of Pointer Value Outside of Expected Range

MISRA C:2004 17.6

(Required) The address of an object with automatic storage shall not be assigned to another object that may persist after the first object has ceased to exist.

MISRA C:2012 Rule-18.6

(Required) The address of an object with automatic storage shall not be copied to another object that persists after the first object has ceased to exist

MISRA C++ 2008 7-5-2

(Required) The address of an object with automatic storage shall not be assigned to another object that may persist after the first object has ceased to exist.

Code examples

The following code example fails the check and will give a warning:

```
int *px;
void example() {
    int i = 0;
    px = &i; // assigning the address of stack
            // variable a to the global px
}


```

The following code example passes the check and will not give a warning about this issue:


```
void example(int *pz) {
    int x; int *px = &x;
    int *py = px; /* local variable */
    pz = px; /* parameter */
}

```


MEM-stack-param-ref (C++ only)

Synopsis	Stack address is stored via reference parameter.
Enabled by default	Yes
Severity/Certainty	High/Medium 
Full description	A stack address is stored outside a function via a parameter of reference type. The address of a local stack variable is assigned to a reference argument of its function. When the function ends, this memory address will become invalid. This is particularly dangerous because the application might appear to run normally, when it is in fact accessing illegal memory. This might also lead to an application crash, or data changing unpredictably.
Coding standards	CERT DCL30-C Declare objects with appropriate storage durations CWE 466 Return of Pointer Value Outside of Expected Range MISRA C++ 2008 7-5-2 (Required) The address of an object with automatic storage shall not be assigned to another object that may persist after the first object has ceased to exist.
Code examples	The following code example fails the check and will give a warning: <pre>void example(int *&pxx) { int x; pxx = &x; }</pre> The following code example passes the check and will not give a warning about this issue: <pre>void example(int *p, int *&q) { int x; int *px= &x; p = px; // ok, pointer q = p; // ok, not local }</pre>


MEM-stack-param

Synopsis	A stack address is stored outside a function via a parameter.
Enabled by default	Yes
Severity/Certainty	High/Medium 
Full description	The address of a local stack variable is assigned to a location supplied by the caller via a parameter. When the function ends, this memory address will become invalid. This is particularly dangerous because the application might appear to run normally, when it is in fact accessing illegal memory. This might also lead to an application crash, or data changing unpredictably. Note that this check looks for any expression referring to the store located by the parameter, so the assignment <code>local[*parameter] = &local;</code> will trigger the check despite being OK.
Coding standards	CERT DCL30-C Declare objects with appropriate storage durations CWE 466 Return of Pointer Value Outside of Expected Range MISRA C:2004 17.6 (Required) The address of an object with automatic storage shall not be assigned to another object that may persist after the first object has ceased to exist. MISRA C:2012 Rule-18.6 (Required) The address of an object with automatic storage shall not be copied to another object that persists after the first object has ceased to exist MISRA C++ 2008 7-5-2 (Required) The address of an object with automatic storage shall not be assigned to another object that may persist after the first object has ceased to exist.
Code examples	The following code example fails the check and will give a warning: <pre>void example(int **ppx) { int x; ppx[0] = &x; //local address }</pre>

The following code example passes the check and will not give a warning about this issue:

```
static int y = 0;
void example3(int **ppx){
    *ppx = &y; //OK - static address
}
```

MEM-stack-pos


Synopsis	Might return address on the stack.
Enabled by default	Yes
Severity/Certainty	High/High 
Full description	A local variable is defined in stack memory, then its address is potentially returned from the function. When the function exits, its stackframe will be considered illegal memory, and thus the address returned might be dangerous. This code and subsequent memory accesses might appear to work, but the operations are illegal and an application crash, or memory corruption, is very likely. To correct this problem, consider returning a copy of the object, using a global variable, or dynamically allocating memory.
Coding standards	CERT DCL30-C <p>Declare objects with appropriate storage durations</p> CWE 562 <p>Return of Stack Variable Address</p> MISRA C:2004 17.6 <p>(Required) The address of an object with automatic storage shall not be assigned to another object that may persist after the first object has ceased to exist.</p> MISRA C++ 2008 7-5-1 <p>(Required) A function shall not return a reference or a pointer to an automatic variable (including parameters), defined within the function.</p>
Code examples	The following code example fails the check and will give a warning:

```
int *example(int *a) {
    int i;
    int *p;
    if (a) {
        p = a;
    } else {
        p = &i;
    }
    return p;
}
```

The following code example passes the check and will not give a warning about this issue:

```
void example(void) {}
```

MEM-stack-ref (C++ only)

Synopsis	A stack object is returned from a function as a reference.
Enabled by default	Yes
Severity/Certainty	High/High 
Full description	A local variable is defined in stack memory, then it is returned from the function as a reference. When the function exits, its stackframe will be considered illegal memory, and thus the return value of the function will refer to an object that no longer exists. Operations on the return value are illegal and an application crash, or memory corruption, is very likely. A safe alternative is for the function to return a copy of the object.
Coding standards	CERT DCL30-C <p style="margin-left: 40px;">Declare objects with appropriate storage durations</p> CWE 562 <p style="margin-left: 40px;">Return of Stack Variable Address</p> MISRA C++ 2008 7-5-1 <p style="margin-left: 40px;">(Required) A function shall not return a reference or a pointer to an automatic variable (including parameters), defined within the function.</p>

Code examples

The following code example fails the check and will give a warning:

```
int& example(void) {
    int x;
    return x;
}
```

The following code example passes the check and will not give a warning about this issue:

```
int example(void) {
    int x;
    return x;
}
```

MEM-stack

Synopsis

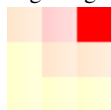
Might return address on the stack.

Enabled by default

Yes

Severity/Certainty

High/High



Full description

A local variable is defined in stack memory, then its address is potentially returned from the function. When the function exits, its stack frame will be considered illegal memory, and thus the address returned might be dangerous. This code and subsequent memory accesses might appear to work, but the operations are illegal and an application crash, or memory corruption, is very likely. To correct this problem, consider returning a copy of the object, using a global variable, or dynamically allocating memory.

Coding standards

CERT DCL30-C

Declare objects with appropriate storage durations

CWE 562

Return of Stack Variable Address

MISRA C:2004 17.6

(Required) The address of an object with automatic storage shall not be assigned to another object that may persist after the first object has ceased to exist.

MISRA C:2012 Rule-18.6

(Required) The address of an object with automatic storage shall not be copied to another object that persists after the first object has ceased to exist

MISRA C++ 2008 7-5-1

(Required) A function shall not return a reference or a pointer to an automatic variable (including parameters), defined within the function.

Code examples

The following code example fails the check and will give a warning:

```
int *f() {
    int x;
    return &x; //x is a local variable
}
int *example(void) {
    int a[20];
    return a; //a is a local array
}
```

The following code example passes the check and will not give a warning about this issue:

```
int* example(void) {
    int *p,i;
    p = (int *)malloc(sizeof(int));
    return p; //OK - p is dynamically allocated
}
```

MEM-use-free-all

Synopsis

A pointer is used after it has been freed.

Enabled by default

Yes

Severity/Certainty

High/High



Full description

Memory is being accessed after it has been deallocated. The application might appear to run normally, but the operation is illegal. The most likely result is a crash, but the application might keep running with erroneous or corrupt data.

Coding standards

CERT MEM30-C

Do not access freed memory

CWE 416

Use After Free

Code examples

The following code example fails the check and will give a warning:

```
#include <stdlib.h>

void example(void) {
    int *x;

    x = (int *)malloc(sizeof(int));

    free(x);

    *x++; //x is dereferenced after it is freed
}
```

The following code example passes the check and will not give a warning about this issue:

```
#include <stdlib.h>

void example(void) {
    int *x;

    x = (int *)malloc(sizeof(int));

    free(x);

    x = (int *)malloc(sizeof(int));

    *x++; //OK - x is reallocated
}
```

MEM-use-free-some

Synopsis

A pointer is used after it has been freed.

Enabled by default

Yes

Severity/Certainty

High/Low



Full description

A pointer is used after it has been freed. This might cause data corruption or an application crash.

Coding standards

CERT MEM30-C

Do not access freed memory

CWE 416

Use After Free

Code examples

The following code example fails the check and will give a warning:

```
#include <stdlib.h>

void example(void) {
    int *x;

    x = (int *)malloc(sizeof(int));
    free(x);

    if (rand()) {
        x = (int *)malloc(sizeof(int));
    }
    else {
        /* x not reallocated along this path */
    }

    (*x)++;
}
```

The following code example passes the check and will not give a warning about this issue:


```

#include <stdlib.h>

void example(void) {
    int *x;

    x = (int *)malloc(sizeof(int));


    free(x);

    x = (int *)malloc(sizeof(int));

    *x++;
}

```

PTR-arith-field

Synopsis	Direct access to a field of a struct, using an offset from the address of the struct.
Enabled by default	Yes
Severity/Certainty	Medium/High 
Full description	A field of a struct is accessed directly, using an offset from the address of the struct. Because a struct might in some cases be padded to maintain proper alignment of its fields, it can be very dangerous to access fields using only an offset from the address of the struct itself.
Coding standards	CERT ARR37-C Do not add or subtract an integer to a pointer to a non-array object CWE 188 Reliance on Data/Memory Layout MISRA C:2004 17.1 (Required) Pointer arithmetic shall only be applied to pointers that address an array or array element.
Code examples	The following code example fails the check and will give a warning:

```

struct S{
    char c;
    int x;
};

void main(void) {
    struct S s;
    *(&s.c+1) = 10;
}

```

The following code example passes the check and will not give a warning about this issue:


```

struct S{
    char c;
    int x;
};

void example(void) {
    struct S s;
    s.x = 10;
}

```

PTR-arith-stack

Synopsis	Pointer arithmetic applied to a pointer that references a stack address
Enabled by default	Yes
Severity/Certainty	Medium/High 
Full description	A pointer is assigned a stack-based address and then used in pointer arithmetic.
Coding standards	CWE 120 Buffer Copy without Checking Size of Input ('Classic Buffer Overflow') MISRA C:2004 17.1 (Required) Pointer arithmetic shall only be applied to pointers that address an array or array element. MISRA C++ 2008 5-0-16

(Required) A pointer operand and any pointer resulting from pointer arithmetic using that operand shall both address elements of the same array.

Code examples

The following code example fails the check and will give a warning:

```
void example(void) {
    int i;
    int *p = &i;
    p++;
    *p = 0;
}
```

The following code example passes the check and will not give a warning about this issue:

```
void example(void) {
    int i;
    int *p = &i;
    *p = 0;
}
```

PTR-arith-var

Synopsis

Invalid pointer arithmetic with an automatic variable that is neither an array nor a pointer.

Enabled by default

Yes

Severity/Certainty

Medium/High



Full description

The address of an automatic variable is taken, and arithmetic is performed on it. This should be avoided, because memory beyond the memory that was allocated for an automatic variable is invalid, and attempting to access it can lead to an application crash. This check handles local variables, parameters and globals, including structs.

Coding standards

CWE 120

Buffer Copy without Checking Size of Input ('Classic Buffer Overflow')

MISRA C:2004 17.1

(Required) Pointer arithmetic shall only be applied to pointers that address an array or array element.

MISRA C++ 2008 5-0-16

(Required) A pointer operand and any pointer resulting from pointer arithmetic using that operand shall both address elements of the same array.

Code examples

The following code example fails the check and will give a warning:

```
void example(int x) {
    *(&x+10) = 5;
}
```

The following code example passes the check and will not give a warning about this issue:

```
void example(int *x) {
    *(x+10) = 5;
}
```

PTR-cmp-str-lit

Synopsis

A variable is tested for equality with a string literal.

Enabled by default

Yes

Severity/Certainty

Low/High



Full description

A variable is tested for equality with a string literal. This compares the variable with the address of the literal, which is probably not the intended behavior. It is more likely that the intent is to compare the contents of strings at different addresses, for example with the `strcmp()` function.

Coding standards

CWE 597

Use of Wrong Operator in String Comparison

Code examples

The following code example fails the check and will give a warning:

```
#include <stdio.h>

int main (void) {
    char *p = "String";

    if (p == "String") {
        printf("They're equal.\n");
    }

    return 0;
}
```

The following code example passes the check and will not give a warning about this issue:


```
#include <stdio.h>
#include <string.h>

int main (void) {
    char *p = "String";

    //OK - using string comparison function
    if (strcmp(p, "String") == 0) {
        printf("They're equal.\n");
    }

    return 0;
}
```

PTR-null-assign-fun-pos

Synopsis	Possible NULL pointer dereferenced by a function.
Enabled by default	Yes
Severity/Certainty	High/Medium 
Full description	A pointer variable is assigned NULL, either directly or as the result of a function call that can return NULL. This pointer is then dereferenced, either directly, or by being passed to a function that might dereference it without checking its value. This will cause an application crash.

Coding standards

CERT EXP34-C

Do not dereference null pointers

CWE 476

NULL Pointer Dereference

Code examples

The following code example fails the check and will give a warning:

```
#define NULL ((void*) 0)
void * malloc(unsigned long);

int * xmalloc(int size){

    int * res = malloc(sizeof(int)*size);
    if (res != NULL)
        return res;
    else
        return NULL;
}

void zeroout(int *xp, int i)
{
    xp[i] = 0;
}

int foo() {

    int * x;
    int i;

    x = xmalloc(45);

    // if (x)
    // return -1;

    for(i = 0; i < 45; i++)
        zeroout(x, i);

}
```

The following code example passes the check and will not give a warning about this issue:

```

#define NULL ((void*) 0)
void * malloc(unsigned long);

int * xmalloc(int size){

    int * res = malloc(sizeof(int)*size);
    if (res != NULL)
        return res;
    else
        return NULL;
}

void zeroout(int *xp, int i)
{
    xp[i] = 0;
}

int foo() {

    int * x;
    int i;

    x = xmalloc(45);

    if (x == NULL)
        return -1;
    else {
        for(i = 0; i < 45; i++)
            zeroout(x, i);
    }
}

```

PTR-null-assign-pos

Synopsis

A pointer is assigned a value that might be `NULL`, and then dereferenced.

Enabled by default

Yes


Severity/Certainty

High/Low



Full description	A pointer is assigned a value that might be <code>NULL</code> , and then dereferenced. Often the source of the potential <code>NULL</code> pointer is a memory allocation function like <code>malloc()</code> , or a sentinel value provided in a user function.
Coding standards	CERT EXP34-C <p style="text-align: center;">Do not dereference null pointers</p> CWE 476 <p style="text-align: center;">NULL Pointer Dereference</p>
Code examples	<p>The following code example fails the check and will give a warning:</p> <pre>#include <string.h> char * getenv(const char *name) { return strcmp(name, "HOME")==0 ? "/" : NULL; } int ex(void) { char *p = getenv("USER"); return *p; //p might be NULL } </pre> <p>The following code example passes the check and will not give a warning about this issue:</p> <pre>#include <stdlib.h> int main(void) { int *p = malloc(sizeof(int)); if (p != 0) { *p = 4; } return (int)p; } </pre>

PTR-null-assign

Synopsis	A pointer is assigned the value <code>NULL</code> , then dereferenced.
Enabled by default	Yes
Severity/Certainty	High/High 
Full description	A pointer is assigned the value <code>NULL</code> , then dereferenced. Assigning the pointer the value <code>NULL</code> might have been intentional to indicate that the pointer is no longer being used, but it is an error to subsequently dereference it, and will cause an application crash.
Coding standards	CERT EXP34-C Do not dereference null pointers CWE 476 NULL Pointer Dereference
Code examples	The following code example fails the check and will give a warning: <pre>#include <stdlib.h> int main(void) { int *p; p = NULL; return *p; //dereference after //assignment to NULL }</pre> The following code example passes the check and will not give a warning about this issue:

```
#include <stdlib.h>


int main(void) {
    int *p;

    p = NULL;

    p = (int *)1;

    return *p;
}
```

PTR-null-cmp-aft

Synopsis	A pointer is dereferenced, then compared with <code>NULL</code> .
Enabled by default	Yes
Severity/Certainty	High/Medium 
Full description	A pointer is dereferenced, then compared with <code>NULL</code> . Dereferencing a pointer implicitly asserts that it is not <code>NULL</code> . Comparing it with <code>NULL</code> after this suggests that it might have been <code>NULL</code> when it was dereferenced.
Coding standards	CERT EXP34-C Do not dereference null pointers CWE 476 NULL Pointer Dereference
Code examples	The following code example fails the check and will give a warning:

```

#include <stdlib.h>

int example(void) {
    int *p;

    *p = 4; //line 8 asserts that p may be NULL

    if (p != NULL) {
        return 0;
    }

    return 1;
}

```

The following code example passes the check and will not give a warning about this issue:

```

#include <stdlib.h>

void example(int *p) {
    if (p == NULL) {
        return;
    }

    *p = 4;
}

#include <stdlib.h>

void main() {
    int y;
    int* x;
    x = malloc(sizeof(int));
    if (!x)
        return;
    y=*x;
    if (!x)
        return;
    y=*x;
    free(x);
}

```

PTR-null-cmp-bef-fun

Synopsis

A pointer is compared with `NULL`, then dereferenced by a function.

Enabled by default

Yes

Severity/Certainty

High/Low



Full description

A pointer is compared with `NULL`, then passed as an argument to a function that might dereference it. This might occur if the wrong comparison operator is used, for example if `==` instead of `!=`, or if the then- and else- clauses of an if-statement are accidentally swapped. If the function does dereference the pointer, the application will crash. If it does not, the argument is unneeded.

Coding standards

CERT EXP34-C

Do not dereference null pointers

CWE 476

NULL Pointer Dereference

Code examples

The following code example fails the check and will give a warning:

```
#define NULL ((void *) 0)

int baz();

int bar(int *x, int *y, int *z){

    if (x != NULL) {
        *x = 0;
    }

    if (y != NULL) {
        *y = 0;
    }

    *z = 0;

    return 0;
}

int foo(int *x, int *y, int *z) {

    if (x != NULL && y != NULL && z != NULL) {
        *x = 0;
        *y = 0;
        *z = 0;
    }
    baz();

    bar(x,y,z);
}

#define NULL ((void *) 0)

int bar(int *x){

    *x = 3;

    return 0;
}
```

```
int foo(int *x) {
    if (x != NULL) {
        *x = 4;
    }

    bar(x);
}
```

The following code example passes the check and will not give a warning about this issue:

```
#define NULL ((void *) 0)

int bar(int *x){
    if (x != NULL)
        *x = 3;

    return 0;
}

int foo(int *x) {
    if (x != NULL) {
        *x = 4;
    }

    bar(x);
}
```


PTR-null-cmp-bef

Synopsis

A pointer is compared with `NULL`, then dereferenced.

Enabled by default

Yes

Severity/Certainty	High/Low 
Full description	A pointer is compared with <code>NULL</code> , then dereferenced. This might occur if the wrong comparison operator is used, for example if <code>==</code> instead of <code>!=</code> , or if the then- and else-clauses of an if-statement are accidentally swapped. If the condition is evaluated and found to be true, the application will crash.
Coding standards	CERT EXP34-C Do not dereference null pointers CWE 476 NULL Pointer Dereference
Code examples	The following code example fails the check and will give a warning: <pre>#include <stdlib.h> int example(void) { int *p; if (p == NULL) { *p = 4; //dereference after comparison with NULL } return 1; }</pre> The following code example passes the check and will not give a warning about this issue: <pre>#include <stdlib.h> int example(void) { int *p; if (p != NULL) { *p = 4; //OK - after comparison with non-NULL } return 1; }</pre>

PTR-null-fun-pos

Synopsis	A possible <code>NULL</code> pointer is returned from a function, and immediately dereferenced without checking.
Enabled by default	Yes
Severity/Certainty	High/Medium 
Full description	A pointer that might be <code>NULL</code> is returned from a function, and immediately dereferenced without checking.
Coding standards	CERT EXP34-C <p style="text-align: center;">Do not dereference null pointers</p> CWE 476 <p style="text-align: center;">NULL Pointer Dereference</p>
Code examples	The following code example fails the check and will give a warning: <pre>#include <string.h> char * getenv(const char *name) { return strcmp(name, "HOME")==0 ? "/" : NULL; } int ex(void) { return *getenv("USER"); //getenv() might return NULL }</pre> <p>The following code example passes the check and will not give a warning about this issue:</p>



```
#include <stdlib.h>

int main(void)
{
    int *p = malloc(sizeof(int));

    if (p != 0) {
        *p = 4;
    }

    return (int)p;
}
```

PTR-null-literal-pos

Synopsis	A literal pointer expression (like <code>NULL</code>) is dereferenced by a function call.
Enabled by default	Yes
Severity/Certainty	High/Medium 
Full description	A literal pointer expression (for example <code>NULL</code>) is passed as argument to a function that might dereference it. Pointer values are generally only useful if acquired at runtime, and thus dereferencing a literal address is usually unintentional, resulting in corrupted memory or an application crash.
Coding standards	CWE 476 NULL Pointer Dereference
Code examples	The following code example fails the check and will give a warning:

```

#define NULL ((void *) 0)

extern int sometimes;

int bar(int *x){
    if (sometimes)
        *x = 3;
    return 0;
}

int foo(int *x) {
    bar(NULL);
}
#define NULL ((void *) 0)

int bar(int *x){
    *x = 3;
    return 0;
}

int foo(int *x) {
    if (x != NULL) {
        *x = 4;
    }
    bar(NULL);
}

```

The following code example passes the check and will not give a warning about this issue:

```

#define NULL ((void *) 0)

int bar(int *x){
    if (x != NULL)
        *x = 3;
    return 0;
}

int foo(int *x) {
    if (x != NULL) {
        *x = 4;
    }
    bar(x);
}

```

PTR-overload (C++ only)


Synopsis	An & operator is overloaded.
Enabled by default	No
Severity/Certainty	Low/Low 
Full description	The address of an object of incomplete type is taken. Because the complete type contains a user-declared & operator, this leads to undefined behavior.
Coding standards	MISRA C++ 2008 5-3-3 (Required) The unary & operator shall not be overloaded.
Code examples	The following code example fails the check and will give a warning: <pre>class C{ bool x; bool* operator&(); }; bool* C::operator&(){ return &x; }</pre> <p>The following code example passes the check and will not give a warning about this issue:</p> <pre>class C{ int x; int operator+(int other); }; int C::operator+(int other){ return x + other; }</pre>

PTR-singleton-arith-pos

Synopsis	Pointer arithmetic might be performed on a pointer that points to a single object.
----------	--

Enabled by default	Yes
Severity/Certainty	Medium/Medium 
Full description	<p>Pointer arithmetic might be performed on a pointer that points to a single object. If this pointer is subsequently dereferenced, it could be pointing to invalid memory, causing a runtime error.</p>
Coding standards	<p>This check does not correspond to any coding standard rules.</p>
Code examples	<p>The following code example fails the check and will give a warning:</p> <pre>#include <stdlib.h> void example(int a) { int *p; if (a) { p = malloc(sizeof(int) * 10); } else { p = malloc(sizeof(int)); } p = p + 1; }</pre> <p>The following code example passes the check and will not give a warning about this issue:</p> <pre>#include <stdlib.h> void example(int a) { int *p; if (a) { p = malloc(sizeof(int) * 10); } else { p = malloc(sizeof(int) * 20); } p = p + 1; }</pre>

PTR-singleton-arith

Synopsis	Pointer arithmetic is performed on a pointer that points to a single object.
Enabled by default	Yes
Severity/Certainty	Medium/Medium 
Full description	Pointer arithmetic is performed on a pointer that points to a single object. If this pointer is subsequently dereferenced, it might be pointing to invalid memory, causing a runtime error.
Coding standards	This check does not correspond to any coding standard rules.
Code examples	<p>The following code example fails the check and will give a warning:</p> <pre>#include <stdlib.h> void example(void) { int *p = malloc(sizeof(int)); p = p + 1; }</pre> <p>The following code example passes the check and will not give a warning about this issue:</p> <pre>#include <stdlib.h> void example(void) { int *p = malloc(sizeof(int) * 10); p = p + 1; }</pre>

PTR-unchk-param-some

Synopsis	A pointer is dereferenced after being determined not to be <code>NULL</code> on some paths, but not checked on others.
Enabled by default	Yes

Severity/Certainty

Medium/Medium



Full description

On some execution paths a pointer is determined not to be `NULL` before being dereferenced, but is dereferenced on other paths without checking. Checking a pointer value indicates that its value might be `NULL`. It should thus be checked on all possible execution paths that result in a dereference.

Coding standards

CWE 822

Untrusted Pointer Dereference

Code examples

The following code example fails the check and will give a warning:


```
int deref(int *p,int q)
{
  if(q)
    *p=q;
  else{
    if(p == 0)
      return 0;
    else{
      *p=1;
      return 1;
    }
  }
}
```

The following code example passes the check and will not give a warning about this issue:

```
#define NULL 0


int safe_deref(int *p)
{
  if (p == NULL) {
    return 0;
  } else {
    return *p;
  }
}
```

PTR-unchk-param

Synopsis	A pointer parameter is not compared to <code>NULL</code>
Enabled by default	No
Severity/Certainty	Low/High 
Full description	A function dereferences a pointer argument, without first checking that it isn't equal to <code>NULL</code> . Dereferencing a <code>NULL</code> pointer will cause an application crash.
Coding standards	CWE 822 Untrusted Pointer Dereference
Code examples	The following code example fails the check and will give a warning: <pre>int deref(int *p) { return *p; }</pre> <p>The following code example passes the check and will not give a warning about this issue:</p> <pre>#define NULL 0 int safe_deref(int *p) { if (p == NULL) { return 0; } else { return *p; } }</pre>


PTR-uninit-pos

Synopsis	Possible dereference of an uninitialized or <code>NULL</code> pointer.
Enabled by default	Yes


Severity/Certainty	<p>Low/High</p> 
Full description	<p>On some execution paths, an uninitialized pointer value is dereferenced. This might cause memory corruption or an application crash. Pointer values must be initialized on all execution paths that result in a dereference.</p>
Coding standards	<p>CERT EXP33-C</p> <p style="padding-left: 40px;">Do not reference uninitialized memory</p> <p>CWE 457</p> <p style="padding-left: 40px;">Use of Uninitialized Variable</p> <p>CWE 824</p> <p style="padding-left: 40px;">Access of Uninitialized Pointer</p> <p>MISRA C:2012 Rule-9.1</p> <p style="padding-left: 40px;">(Mandatory) The value of an object with automatic storage duration shall not be read before it has been set</p>
Code examples	<p>The following code example fails the check and will give a warning:</p> <pre>void example(void) { int *p; *p = 4; //p is uninitialized }</pre> <p>The following code example passes the check and will not give a warning about this issue:</p> <pre>void example(void) { int *p, a; p = &a; *p = 4; //OK - p holds a valid address }</pre>

PTR-uninit

Synopsis	Dereference of an uninitialized or <code>NULL</code> pointer.
Enabled by default	Yes

Severity/Certainty	High/Medium 
Full description	An uninitialized pointer value is being dereferenced. This might cause memory corruption or an application crash. Pointer values must be initialized before being dereferenced.
Coding standards	CERT EXP33-C Do not reference uninitialized memory CWE 457 Use of Uninitialized Variable CWE 824 Access of Uninitialized Pointer MISRA C:2004 9.1 (Required) All automatic variables shall have been assigned a value before being used. MISRA C++ 2008 8-5-1 (Required) All variables shall have a defined value before they are used.
Code examples	The following code example fails the check and will give a warning: <pre>void example(void) { int *p; *p = 4; //p is uninitialized }</pre> The following code example passes the check and will not give a warning about this issue: <pre>void example(void) { int *p,a; p = &a; *p = 4; //OK - p holds a valid address }</pre>

RED-case-reach

Synopsis	A case statement within a switch statement cannot be reached.
Enabled by default	No
Severity/Certainty	Low/Medium 
Full description	A case statement within a switch statement cannot be reached, because the switch statement's expression cannot have the value of the case statement's label. This often occurs because literal values have been assigned to the switch condition. An unreachable case statement is not unsafe as such, but might indicate a programming error.
Coding standards	CERT MSC07-C Detect and remove dead code MISRA C:2012 Rule-2.1 (Required) A project shall not contain unreachable code MISRA C++ 2008 0-1-2 (Required) A project shall not contain infeasible paths.
Code examples	The following code example fails the check and will give a warning: <pre>void example(void) { int x = 42; switch(2 * x) { case 42 : //unreachable case, as x is 84 ; default : ; } }</pre> The following code example passes the check and will not give a warning about this issue:


```

void example(void) {
    int x = 42;

    switch(2 * x) {
    case 84 :
        ;
    default :
        ;
    }
}

```

RED-cmp-always

Synopsis	A comparison using ==, <, <=, >, or >= is always true.
Enabled by default	No
Severity/Certainty	Low/Medium 
Full description	A comparison using ==, <, <=, >, or >= is always true, given the values of the arguments of the comparison operator. This often occurs because literal values or macros have been used on one or both sides of the operator. Double-check that the operands and the code logic are correct.
Coding standards	CWE 571 Expression is Always True MISRA C:2004 13.7 (Required) Boolean operations whose results are invariant shall not be permitted.
Code examples	The following code example fails the check and will give a warning:

```
int example(void) {
    int x = 42;

    if (x == 42) { //always true
        return 0;
    }

    return 1;
}
```

The following code example passes the check and will not give a warning about this issue:

```
int example(void) {
    int x = 42;

    if (rand()) {
        x = 40;
    }

    if (x == 42) { //OK - may not be true
        return 0;
    }

    return 1;
}
```

RED-cmp-never

Synopsis

A comparison using ==, <, <=, >, or >= is always false.

Enabled by default

No

Severity/Certainty

Low/Medium



Full description

A comparison using ==, <, <=, >, or >= is always false, based on the values of the arguments of the comparison operator. This often occurs because literal values or macros have been used on one or both sides of the operator. Double-check that the operands and the code logic are correct.

Coding standards

CWE 570

Expression is Always False

MISRA C:2004 13.7

(Required) Boolean operations whose results are invariant shall not be permitted.

Code examples

The following code example fails the check and will give a warning:

```
int example(void) {
    int x = 10;

    if (x < 10) { //never true
        return 1;
    }

    return 0;
}
```

The following code example passes the check and will not give a warning about this issue:

```
int example(int x) {

    if (x < 10) { //OK - may be true
        return 1;
    }

    return 0;
}
```

RED-cond-always

Synopsis

The condition in an if, for, while, do-while, or ternary operator will always be true.

Enabled by default

No

Severity/Certainty

Medium/Medium



Full description

The condition in an if, for, while, do-while, or ternary operator will always be true. This might indicate a logical error that could result in unexpected runtime behavior.

Coding standards CERT EXP17-C
 Do not perform bitwise operations in conditional expressions
 MISRA C:2012 Rule-14.3
 (Required) Controlling expressions shall not be invariant
 MISRA C++ 2008 0-1-2
 (Required) A project shall not contain infeasible paths.

Code examples The following code example fails the check and will give a warning:

```
void example(void) {
    int x = 5;
    for (x = 0; x < 6 && 1; x--) {
    }
}
```

The following code example passes the check and will not give a warning about this issue:

```
void example(void) {
    int x = 5;
    for (x = 0; x < 6 && 1; x++) {
    }
}
```

RED-cond-const-assign

Synopsis A constant assignment in a conditional expression.

Enabled by default Yes

Severity/Certainty Low/Medium



Full description An assignment of a constant to a variable is used in a conditional expression. It is most likely an accidental use of the assignment operator (=) instead of the comparison operator (==). The usual result of an assignment operation is the value of the right-hand

operand, which in this case is a constant value. This constant value is being compared to zero in the condition, then an execution path is chosen. Any alternate paths are unreachable because of this constant condition.

Coding standards

CWE 481

Assigning instead of Comparing

CWE 570

Expression is Always False

CWE 571

Expression is Always True

Code examples

The following code example fails the check and will give a warning:

```
int * foo(int* y, int size){
    int counter = 100;
    int * orig = y;
    while (y = 0) {
        if (counter)
            continue;
        else
            return orig;
    }
}
```


The following code example passes the check and will not give a warning about this issue:

```
int * foo(int* y, int size){
    int counter = 100;
    int * orig = y;
    while (*y++ = 0) {
        if (++counter)
            continue;
        else
            return orig;
    }
}
```

RED-cond-const-expr

Synopsis

A conditional expression with a constant value

Enabled by default	No
Severity/Certainty	Low/Medium 
Full description	<p>A non-trivial expression composed only of constants is used as the truth value in a conditional expression. The condition will either always or never be true, and thus program flow is deterministic, making the test redundant. This check assumes that trivial conditions, such as using a <code>const</code> variable or literal directly, are intentional. It is easy to see if they are indeed unintentional.</p>
Coding standards	<p>CWE 570 Expression is Always False</p> <p>CWE 571 Expression is Always True</p>
Code examples	<p>The following code example fails the check and will give a warning:</p> <pre>int foo(int x){ while (1+1){ }; }</pre> <pre>int foo2(int x){ for(x = 0; 0 < 10; x++){ }; }</pre> <p>The following code example passes the check and will not give a warning about this issue:</p>


```


int foo(int x){
    while (foo(foo(3))){
        x++;
    }
    return x;
}

int foo2(int x){
    while (0){ // valid usage

    }
    return x;
}

```

RED-cond-const


Synopsis	A constant value is used as the condition for a loop or <code>if</code> statement.
Enabled by default	No
Severity/Certainty	Low/High 
Full description	A constant value is used as the condition for a loop or <code>if</code> statement. This might be an error. If the condition is part of a <code>for</code> or <code>while</code> loop, it will never terminate.
Coding standards	CWE 570 Expression is Always False CWE 571 Expression is Always True
Code examples	The following code example fails the check and will give a warning:

```
void example(void) {
    int x = 0;
    while (10){
        ++x;
    }
}
```

The following code example passes the check and will not give a warning about this issue:

```
void example(void) {
    int x = 0;
    while (x < 10){
        ++x;
    }
}
```

RED-cond-never

Synopsis	The condition in if, for, while, do-while, or ternary operator will never be true.
Enabled by default	No
Severity/Certainty	Medium/Medium 
Full description	The condition in an if, for, while, do-while, or ternary operator will never be true. This might indicate a logical error that could result in unexpected runtime behavior.
Coding standards	CERT EXP17-C <p style="margin-left: 40px;">Do not perform bitwise operations in conditional expressions</p> MISRA C:2012 Rule-14.3 <p style="margin-left: 40px;">(Required) Controlling expressions shall not be invariant</p> MISRA C++ 2008 0-1-2 <p style="margin-left: 40px;">(Required) A project shall not contain infeasible paths.</p>
Code examples	The following code example fails the check and will give a warning:

```
void example(void) {
    int x = 5;


    for (x = 0; x < 6 && x >= 1; x++) {
    }
}
```

The following code example passes the check and will not give a warning about this issue:

```
void example(void) {
    int x = 5;

    for (x = 0; x < 6 && x >= 0; x++) {
    }
}
```

RED-dead

Synopsis	A part of the application is never executed.
Enabled by default	Yes
Severity/Certainty	Low/Medium 
Full description	There are statements in the application that cannot be reached on at least some execution paths. Dead code might indicate problems with the application's branching structure.
Coding standards	CERT MSC07-C Detect and remove dead code CWE 561 Dead Code MISRA C:2004 14.1 (Required) There shall be no unreachable code. MISRA C:2012 Rule-2.1

(Required) A project shall not contain unreachable code

MISRA C++ 2008 0-1-1

(Required) A project shall not contain unreachable code.

MISRA C++ 2008 0-1-9

(Required) There shall be no dead code.

Code examples

The following code example fails the check and will give a warning:

```
#include <stdio.h>

int f(int mode) {
    switch (mode) {
        case 0:
            return 1;
            printf("Hello!"); // This line cannot execute.
        default:
            return -1;
    }
}
```

The following code example passes the check and will not give a warning about this issue:

```
#include <stdio.h>

int f(int mode) {
    switch (mode) {
        case 0:
            printf("Hello!"); // This line can execute.
            return 1;
        default:
            return -1;
    }
}
```

RED-expr

Synopsis

Some expressions, such as `x & x` and `x | x`, are redundant.

Enabled by default

No

Severity/Certainty

Low/Medium



Full description

Using one or more variable does not result in a change in that variable, or another variable, or some other side-effect. Giving two identical operands to a bitwise OR operator, for example, yields nothing, because the result is equal to the original operands. This might indicate that one of the variables is not intended to be used where it is used. This use of the operator is redundant.

Coding standards

This check does not correspond to any coding standard rules.

Code examples

The following code example fails the check and will give a warning:

```
int example(int x) {
    return x | x;
}
int example(int x) {
    return x & x;
}
void example(int x) {
    x = x;
}
```

The following code example passes the check and will not give a warning about this issue:

```
void example(int x) {
    x = x ^ x; //OK - x is modified
}
```

RED-func-no-effect

Synopsis

A function is declared that has no return type and creates no side effects.

Enabled by default

No


Severity/Certainty

Low/Low



Full description	A function is declared that has no return type and creates no side effects. This function is meaningless.
Coding standards	MISRA C++ 2008 0-1-8 (Required) All functions with void return type shall have external side effect(s).
Code examples	<p>The following code example fails the check and will give a warning:</p> <pre>void pointless (int i, char c) { int local; local = 0; local = i; }</pre> <p>The following code example passes the check and will not give a warning about this issue:</p> <pre>void func(int i) { int p; p = i; int *ptr; ptr = &i; i = p; i++; }</pre>

RED-local-hides-global

Synopsis	The definition of a local variable hides a global definition.
Enabled by default	Yes
Severity/Certainty	Medium/Medium 
Full description	A local variable is declared with the same name as a global variable, hiding the global variable from this scope, from this point onwards. This might be intentional, but it is better to use a different name for the local variable, so that a reference to the global variable does not accidentally change or return the local value.

Coding standards

CERT DCL01-C

Do not reuse variable names in subscope

CERT DCL01-CPP

Do not reuse variable names in subscope

MISRA C:2004 5.2

(Required) Identifiers in an inner scope shall not use the same name as an identifier in an outer scope, and therefore hide that identifier.

MISRA C:2012 Rule-5.3

(Required) An identifier declared in an inner scope shall not hide an identifier declared in an outer scope

MISRA C++ 2008 2-10-2

(Required) Identifiers declared in an inner scope shall not hide an identifier declared in an outer scope.

Code examples

The following code example fails the check and will give a warning:

```
int x;

int foo (int y ){
    int x=0;
    x++;
    return x+y;
}
```


The following code example passes the check and will not give a warning about this issue:

```
int x;

int foo (int y ){

    x++;
    return x+y;
}
```

RED-local-hides-local

Synopsis	The definition of a local variable hides a previous local definition.
Enabled by default	Yes
Severity/Certainty	Medium/Medium 
Full description	A local variable is declared with the same name as another local variable, hiding the outer value from this scope, from this point onwards. This might be intentional, but it is better to use a different name for the second variable, so that a reference to the outer variable does not accidentally change or return the inner value.
Coding standards	CERT DCL01-C <p style="padding-left: 40px;">Do not reuse variable names in subsopes</p> CERT DCL01-CPP <p style="padding-left: 40px;">Do not reuse variable names in subsopes</p> MISRA C:2004 5.2 <p style="padding-left: 40px;">(Required) Identifiers in an inner scope shall not use the same name as an identifier in an outer scope, and therefore hide that identifier.</p> MISRA C:2012 Rule-5.3 <p style="padding-left: 40px;">(Required) An identifier declared in an inner scope shall not hide an identifier declared in an outer scope</p> MISRA C++ 2008 2-10-2 <p style="padding-left: 40px;">(Required) Identifiers declared in an inner scope shall not hide an identifier declared in an outer scope.</p>
Code examples	The following code example fails the check and will give a warning:


```
int foo(int x ){
    for (int y= 0; y < 10 ; y++){
        for (int y = 0; y < 100; y ++){
            return x+y;
        }
    }
    return x;
}
```

```
int foo2(int x){
    int y = 10;

    for (int y= 0; y < 10 ; y++)
        x++;
    return x;
}
```

```
int foo3(int x){

    int y = 10;
    {
        int y = 100;
        return x + y;
    }
}
```

The following code example passes the check and will not give a warning about this issue:

```
int foo(int x){

    for (int y=0; y < 10; y++)
        x++;
    for (int y=0; y < 10; y++)
        x++;
    return x;
}
```


RED-local-hides-member (C++ only)

Synopsis

The definition of a local variable hides a member of the class.

Enabled by default

Yes

Severity/Certainty	<p>Medium/Medium</p> 
Full description	<p>A local variable is declared in a class function with the same name as a member of the class, hiding the member from this scope, from this point onwards. This might be intentional, but it is better to use a different name for the variable, so that a reference to the class member does not accidentally change or return the local value.</p>
Coding standards	<p>CERT DCL01-C</p> <p style="padding-left: 40px;">Do not reuse variable names in subscopes</p> <p>CERT DCL01-CPP</p> <p style="padding-left: 40px;">Do not reuse variable names in subscopes</p> <p>MISRA C++ 2008 2-10-2</p> <p style="padding-left: 40px;">(Required) Identifiers declared in an inner scope shall not hide an identifier declared in an outer scope.</p>
Code examples	<p>The following code example fails the check and will give a warning:</p>

```
class A {
    int x;

public:

    void foo(int y){

        for(int x = 0; x < 10 ; x++){
            y++;
        }

    }

    void foo2(int y){
        int x = 0;
        x+=y;
        return;

    }

    void foo3(int y){

        {
            int x = 0;
            x+=y;
            return;
        }

    }

};
```


The following code example passes the check and will not give a warning about this issue:

```
class A {
    int x;
};

class B{
    int y;
    void foo();
};

void B::foo() {
    int x;
}
```

RED-local-hides-param

Synopsis	A variable declaration hides a parameter of the function
Enabled by default	Yes
Severity/Certainty	Medium/Medium 
Full description	A local variable is declared in a function with the same name as an argument of the function, hiding the argument from this scope, from this point onwards. This might be intentional, but it is better to use a different name for the variable, so that a reference to the argument does not accidentally change or return the inner value.
Coding standards	CERT DCL01-C Do not reuse variable names in subsopes CERT DCL01-CPP Do not reuse variable names in subsopes MISRA C:2004 5.2 (Required) Identifiers in an inner scope shall not use the same name as an identifier in an outer scope, and therefore hide that identifier. MISRA C:2012 Rule-5.3

(Required) An identifier declared in an inner scope shall not hide an identifier declared in an outer scope

MISRA C++ 2008 2-10-2

(Required) Identifiers declared in an inner scope shall not hide an identifier declared in an outer scope.

Code examples

The following code example fails the check and will give a warning:

```
int foo(int x){
    for (int x = 0; x < 100; x++);
    return x;
}
```

The following code example passes the check and will not give a warning about this issue:

```
int foo(int x){
    int y;
    return x;
}
```

RED-no-effect

Synopsis

A statement potentially contains no side effects.

Enabled by default

No

Severity/Certainty

Low/Medium



Full description

A statement expression seems to have no side-effects and is redundant. For example, `5 + 6;` will add 5 and 6, but will not use the result anywhere. Consequently the statement has no effect on the rest of the application, and should probably be deleted.

Coding standards

CERT MSC12-C

Detect and remove code that has no effect

CWE 482

Comparing instead of Assigning

MISRA C:2004 14.2

(Required) All non-null statements shall either have at least one side effect however executed, or cause control flow to change.

MISRA C:2012 Rule-2.2

(Required) There shall be no dead code

Code examples

The following code example fails the check and will give a warning:

```
void example(void) {  
    int x = 1;  
    x = 2;  
    x < x;  
}
```

The following code example passes the check and will not give a warning about this issue:

```

#include <string>
#include "iar.h"

void f();
template<class T>
struct X {
    int x;

    int get() const {
        return x;
    }

    X(int y) :
        x(y) {}

};

typedef X<int> intX;

void example(void) {
    /* everything below has a side-effect */
    int i=0;
    f();
    (void)f();
    ++i;
    i+=1;
    i++;
    char *p = "test";
    STD string s;
    s.assign(p);
    STD string *ps = &s;
    ps -> assign(p);
    intX xx(1);
    xx.get();
    intX(1);
}

```

RED-self-assign

Synopsis

In a C++ class member function, a variable is assigned to itself.

Enabled by default

Yes

Severity/Certainty

Low/High



Full description

In a C++ class member function, a variable is assigned to itself. This error might be harder to identify than in an ordinary C function, because variables might be qualified by `this`, and thus refer to class members.

Coding standards

CWE 480

Use of Incorrect Operator

Code examples

The following code example fails the check and will give a warning:

```
class A {
public :
    int x;
    void f(void) { this->x = x; } //self-assignment
};

int main(void) {
    A *a = new A();

    a->f();

    return 0;
}
```

The following code example passes the check and will not give a warning about this issue:


```
class A {
public :
    int x,y;
    void f(void) { this->x = y; }
};

int main(void) {
    A *a = new A();

    a->f();

    return 0;
}
```


RED-unused-assign

Synopsis	A variable is assigned a non-trivial value that is never used.
Enabled by default	Yes
Severity/Certainty	Low/Medium 
Full description	A variable is assigned a non-trivial value that is never used. This is not unsafe as such, but might indicate a logical error.
Coding standards	CERT MSC13-C Detect and remove unused values CWE 563 Unused Variable
Code examples	The following code example fails the check and will give a warning: <pre>int example(void) { int x; x = 20; x = 3; return 0; } #include <stdlib.h> void ex(void) { int *p = 0; int *q = 0; p = malloc(sizeof(int)); q = malloc(sizeof(int)); p = q; //p is not used after this assignment return; }</pre> <p>The following code example passes the check and will not give a warning about this issue:</p>

```
#include <stdlib.h>


int *ex(void) {
    int *p = 0;
    p = malloc(sizeof(int));
    return p; //the value is returned
}

int example(void) {
    int x;

    x = 20;

    return x;
}
```

RED-unused-param


Synopsis	A function parameter is declared but not used.
Enabled by default	No
Severity/Certainty	Low/Medium 
Full description	A function parameter is declared but not used. This might be intentional, and is not unsafe as such. For example, the function might need to follow a specific calling convention, or might be a virtual C++ function that does not need as much information from its arguments as other functions do. Make sure that it is not an error.
Coding standards	CWE 563 Unused Variable MISRA C:2012 Rule-2.7 (Advisory) There should be no unused parameters in functions MISRA C++ 2008 0-1-11 (Required) There shall be no unused parameters (named or unnamed) in nonvirtual functions.
Code examples	The following code example fails the check and will give a warning:

```
int example(int x) {
    /* `x' is not used */
    return 20;
}
```

The following code example passes the check and will not give a warning about this issue:

```
int example(int x) {
    return x + 20;
}
```

RED-unused-return-val

Synopsis	There are unused function return values (other than overloaded operators).
Enabled by default	No
Severity/Certainty	Low/Medium 
Full description	There are unused function return values (other than overloaded operators). This might be an error. The return value of a function should always be used. Overloaded operators are excluded; they should behave like the built-in operators. You can discard the return value of a function by using a <code>(void)</code> cast.
Coding standards	CWE 252 Unchecked Return Value MISRA C:2012 Rule-17.7 (Required) The value returned by a function having non-void return type shall be used MISRA C++ 2008 0-1-7 (Required) The value returned by a function having a non-void return type that is not an overloaded operator shall always be used.
Code examples	The following code example fails the check and will give a warning:

```
int func ( int para1 )
{
    return para1;
}


void discarded ( int para2 )
{
    func(para2);          // value discarded - Non-compliant
}
```

The following code example passes the check and will not give a warning about this issue:

```
int func ( int para1 )
{
    return para1;
}

int not_discarded ( int para2 )
{
    if (func(para2) > 5){
        return 1;
    }
    return 0;
}
```

RED-unused-val

Synopsis	A variable is assigned a value that is never used.
Enabled by default	No
Severity/Certainty	Low/Medium 
Full description	A variable is initialized or assigned a value, and then another assignment destroys that value before it is used. This is not unsafe as such, but might indicate a logical error. This check does not detect when a value is simply lost when the function ends.
Coding standards	MISRA C:2012 Rule-2.2 (Required) There shall be no dead code

MISRA C++ 2008 0-1-4

(Required) A project shall not contain non-volatile POD variables having only one use.

MISRA C++ 2008 0-1-6

(Required) A project shall not contain instances of non-volatile variables being given values that are never subsequently used.

Code examples

The following code example fails the check and will give a warning:

```
int example(void) {
    int x;

    x = 20;

    x = 3;
    return 0;
}
#include <stdlib.h>

void ex(void) {
    int *p = 0;
    int *q = 0;
    p = malloc(sizeof(int));
    q = malloc(sizeof(int));
    p = q; //p is not used after this assignment
    return;
}
```

The following code example passes the check and will not give a warning about this issue:


```
#include <stdlib.h>

int *ex(void) {
    int *p;
    p = malloc(sizeof(int));
    return p; //the value is returned
}
int example(void) {
    int x;

    x = 20;


    return x;
}
```

RED-unused-var-all

Synopsis	A variable is neither read nor written for any execution path.
Enabled by default	Yes
Severity/Certainty	Low/High 
Full description	A variable is neither read nor written for any execution path. Writing includes initialization, and reading includes passing the variable as a parameter in a function call. This is not unsafe as such, but might indicate a logical error.
Coding standards	CERT MSC13-C Detect and remove unused values CWE 563 Unused Variable MISRA C++ 2008 0-1-3 (Required) A project shall not contain unused variables.
Code examples	The following code example fails the check and will give a warning: <pre>int example(void) { int x; //this value is not used return 0; }</pre> <p>The following code example passes the check and will not give a warning about this issue:</p> <pre>int example(void) { int x = 0; //OK - x is returned return x; }</pre>

RESOURCE-deref-file

Synopsis	A pointer to a FILE object is dereferenced.
----------	---


Enabled by default	No
Severity/Certainty	Low/Medium 
Full description	A pointer to a FILE object is dereferenced.
Coding standards	MISRA C:2012 Rule-22.5 (Mandatory) A pointer to a FILE object shall not be dereferenced
Code examples	The following code example fails the check and will give a warning: <pre>#include <stdio.h> void example(void) { FILE *pf1; FILE f3; f3 = *pf1; }</pre> The following code example passes the check and will not give a warning about this issue: <pre>#include <stdio.h> void example(void) { FILE *f1; FILE *f2; f1 = f2; }</pre>

RESOURCE-double-close

Synopsis	A file resource is closed multiple times
Enabled by default	Yes

Severity/Certainty

High/Medium



Full description

An open file is closed multiple times without being re-opened in between. This will cause an application crash.

Coding standards

This check does not correspond to any coding standard rules.

Code examples

The following code example fails the check and will give a warning:

```
#include <stdio.h>

void example(void) {
    FILE *f1;
    f1 = fopen("test_file", "w");
    fclose(f1);
    fclose(f1);
}
```

The following code example passes the check and will not give a warning about this issue:

```
#include <stdio.h>

void example(void) {
    FILE *f1;
    f1 = fopen("test_file", "w");
    fclose(f1);
}
```

RESOURCE-file-no-close-all

Synopsis

A file pointer is never closed.

Enabled by default

Yes

Severity/Certainty


Medium/Medium




Full description	One or more file pointers are never closed. To avoid failure caused by resource exhaustion, all file pointers obtained dynamically by means of Standard Library functions must be explicitly released. Releasing them as soon as possible reduces the risk that exhaustion will occur.
Coding standards	CWE 404 Improper Resource Shutdown or Release MISRA C:2012 Rule-22.1 (Required) All resources obtained dynamically by means of Standard Library functions shall be explicitly released
Code examples	<p>The following code example fails the check and will give a warning:</p> <pre>#include <stdio.h> void example(void) { FILE *fp = fopen("test.txt", "c"); }</pre> <p>The following code example passes the check and will not give a warning about this issue:</p> <pre>#include <stdio.h> void example(void) { FILE *fp = fopen("test.txt", "c"); fclose(fp); } #include <stdio.h> void iCloseFilePointers(FILE *fp) { fclose(fp); } void example(void) { FILE *fp = fopen("text.txt", "w"); iCloseFilePointers(fp); }</pre>

RESOURCE-file-pos-neg

Synopsis	A file handler might be negative
Enabled by default	No


Severity/Certainty	Medium/Medium 
Full description	A file handler might be negative. If <code>open()</code> cannot open a file, it will return a negative file descriptor. Using this file descriptor might cause a runtime error.
Coding standards	This check does not correspond to any coding standard rules.
Code examples	<p>The following code example fails the check and will give a warning:</p> <pre>#include <fcntl.h> void example(void) { int a = open("test.txt", O_WRONLY); write(a, "Hello", 5); }</pre> <p>The following code example passes the check and will not give a warning about this issue:</p> <pre>#include <fcntl.h> void example(void) { int a = open("test.txt", O_WRONLY); if (a > 0) { write(a, "Hello", 5); } }</pre>

RESOURCE-file-use-after-close

Synopsis	A file resource is used after it has been closed.
Enabled by default	Yes
Severity/Certainty	High/Medium 

Full description	A file resource is referred to after it has been closed. When a file has been closed, any reference to it is invalid. Using this reference might cause an application crash.
Coding standards	This check does not correspond to any coding standard rules.
Code examples	<p>The following code example fails the check and will give a warning:</p> <pre>#include <stdio.h> void example(void) { FILE *f1; f1 = fopen("test_file", "w"); fclose(f1); fprintf(f1, "Hello, World!\n"); }</pre> <p>The following code example passes the check and will not give a warning about this issue:</p> <pre>#include <stdio.h> void example(void) { FILE *f1; f1 = fopen("test_file", "w"); fprintf(f1, "Hello, World!\n"); fclose(f1); }</pre>

RESOURCE-implicit-deref-file

Synopsis	A file pointer is implicitly dereferenced by a library function.
Enabled by default	No
Severity/Certainty	Medium/Medium
	
Full description	A file pointer is implicitly dereferenced by a library function.
Coding standards	MISRA C:2012 Rule-22.5

(Mandatory) A pointer to a FILE object shall not be dereferenced

Code examples

The following code example fails the check and will give a warning:

```
#include <stdio.h>
#include <stdlib.h>
#include <string.h>

void example(void) {
    FILE *ptr1 = fopen("hello", "r");
    int *a;
    memcpy(ptr1, a, 10);
}
```

The following code example passes the check and will not give a warning about this issue:

```
#include <stdio.h>
#include <stdlib.h>
#include <string.h>

void example(void) {
    FILE *ptr1;
    int *a;
    memcpy(a, a, 0);
}
```

RESOURCE-write-ronly-file

Synopsis A file opened as read-only is written to.

Enabled by default Yes

Severity/Certainty Medium/Medium



Full description A file opened as read-only is written to. This will cause a runtime error in your application, either silently if the file exists, or as a crash if it does not exist.

Coding standards MISRA C:2012 Rule-22.4

(Mandatory) There shall be no attempt to write to a stream which has been opened as read-only

Code examples

The following code example fails the check and will give a warning:

```
#include <stdio.h>
#include <stdlib.h>

void example(void) {
    FILE *f1;
    f1 = fopen("test-file.txt", "r");
    fprintf(f1, "Hello, World!");
    fclose(f1);
}
```

The following code example passes the check and will not give a warning about this issue:

```
#include <stdio.h>
#include <stdlib.h>

void example(void) {
    FILE *f1;
    f1 = fopen("test-file.txt", "r+");
    fprintf(f1, "Hello, World!");
    fclose(f1);
}
```

SIZEOF-side-effect

Synopsis

sizeof expressions containing side effects

Enabled by default

Yes

Severity/Certainty

Medium/Medium



Full description

The `sizeof` operator is used on an expression that contains side effects. Because `sizeof` only operates on the type of the expression, the expression itself is not evaluated, which it probably was meant to be.

Coding standards

CERT EXP06-C

Operands to the `sizeof` operator should not contain side effects

CERT EXP06-CPP

Operands to the sizeof operator should not contain side effects

MISRA C:2004 12.3

(Required) The sizeof operator shall not be used on expressions that contain side effects.

MISRA C++ 2008 5-3-4

(Required) Evaluation of the operand to the sizeof operator shall not contain side effects.

Code examples

The following code example fails the check and will give a warning:

```
void example(void) {
    int i;
    int size = sizeof(i++);
}
```

The following code example passes the check and will not give a warning about this issue:

```
void example(void) {
    int i;
    int size = sizeof(i);
    i++;
}
```

SPC-init-list

Synopsis

The initialization list of an array contains side effects.

Enabled by default

No

Severity/Certainty

Medium/Medium



Full description

The initialization list of an array contains side effects.

Coding standards

MISRA C:2012 Rule-13.1

(Required) Initializer lists shall not contain persistent side effects

Code examples

The following code example fails the check and will give a warning:

```
volatile int v1;

extern void p ( int a[2] );

int x = 10;

void example(void) {
    int a[2] = { v1, 0 };

    p( (int[2]) { x++, x-- });
}

```

The following code example passes the check and will not give a warning about this issue:

```
void example(void) {
    int a[2] = { 1, 2 };
}

```

SPC-order

Synopsis

Expressions that depend on order of evaluation were found.

Enabled by default

Yes

Severity/Certainty

Medium/High



Full description

One and the same variable is changed in different parts of an expression with an unspecified evaluation order, between two consecutive sequence points. Standard C does not specify an evaluation order for different parts of an expression. For this reason different compilers are free to perform their own optimizations regarding the evaluation order. Projects containing statements that violate this check are not easily ported to another architecture or compiler, and if they are they might be difficult to debug. Only four operators have a guaranteed order of evaluation: logical AND (`a && b`) evaluates the left operand, then the right operand only if the left is found to be true; logical OR (`a || b`) evaluates the left operand, then the right operand only if the left is found to be false; a ternary conditional (`a ? b : c`) evaluates the first operand, then either the second or the third, depending on whether the first is found to be true or false; and a comma (`a , b`) evaluates its left operand before its right.

Coding standards

CERT EXP10-C

Do not depend on the order of evaluation of subexpressions or the order in which side effects take place

CERT EXP30-C

Do not depend on order of evaluation between sequence points

CWE 696

Incorrect Behavior Order

MISRA C:2004 12.2

(Required) The value of an expression shall be the same under any order of evaluation that the standard permits.

MISRA C:2012 Rule-13.2

(Required) The value of an expression and its persistent side effects shall be the same under all permitted evaluation orders

MISRA C++ 2008 5-0-1

(Required) The value of an expression shall be the same under any order of evaluation that the standard permits.

Code examples

The following code example fails the check and will give a warning:

```
int main(void) {
    int i = 0;

    i = i * i++; //unspecified order of operations

    return 0;
}
```


The following code example passes the check and will not give a warning about this issue:

```
int main(void) {
    int i = 0;
    int x = i;

    i++;
    x = x * i; //OK - statement is broken up

    return 0;
}
```


SPC-uninit-arr-all

Synopsis	Reads from local buffers are not preceded by writes.
Enabled by default	Yes
Severity/Certainty	High/Medium 
Full description	A value is read from an array, without being explicitly stored in that array first. This check determines whether at least one element of an array has been written before any element of the array is read. If the check triggers, it generally means that an uninitialized value is read. This might cause incorrect behavior or an application crash.
Coding standards	CERT EXP33-C Do not reference uninitialized memory CWE 457 Use of Uninitialized Variable MISRA C:2004 1.2 (Required) No reliance shall be placed on undefined or unspecified behavior. MISRA C:2012 Rule-9.1 (Mandatory) The value of an object with automatic storage duration shall not be read before it has been set
Code examples	The following code example fails the check and will give a warning:

```

void example() {
    int x[20];
    x[0] = 1;
    int b = x[1]; /* bad read, x[0] was initialized but x[1] wasn't
*/
}
/* won't work until signature of memcpy is known */
#include <string.h>
void example() {
    int a[20];
    int b[20];
    memcpy(a,b,20);
}

/* read thru alias */
void example() {
    int x[20];
    int *a = x;
    int b = a[1]; /* read x thru alias a, but x not init */
}
void example() {
    int a[20];
    int b = a[1];
}
void example() {
    int x[20];
    *x = 1;
    int b = x[1]; /* bad read, x[0] was initialized but x[1] wasn't
*/
}

```

The following code example passes the check and will not give a warning about this issue:

```

void example() {
    int x[20];
    int *p = x;
    x[0]=1;
    int k = *p; /* read thru alias */
}
void example() {
    int x[20];
    int *p = x;
    p[0]=1; /* write thru alias */
    int k = *x;
}
struct X { int e; };
void example() {
    struct X x[20];
    x->e = 1;
    { struct X b = x[0]; } /* x[0] has been initialized via x->e,
but Goanna currently doesn't have pointer alias analysis on
individual array elements */
}
void example() {
    int x[20];
    *(x+0) = 1;
    int b = x[1]; /* bad read but check can't detect which elements
*/
}
extern void f(int*);
void example() {
    int a[20];
    f(a);
    int b = a[1];
}
void example() {
    int a[20] =
{1,2,3,4,5,6,7,8,9,10,11,12,13,14,15,16,17,18,19,20};
    int b = a[1];
}
void example() {
    int x[20];
    *x = 1;
    int b = x[1]; /* bad read but check can't detect which elements
*/
}
/* write thru alias */
void example() {
    int x[20];
    int *a = x;


```

```

        f(a); /* assumed init of x thru alias a */
        int b = x[1];
    }
void example() {
    int x[20];
    x[0] = 1;
    int b = x[1]; /* bad read but check can't detect which elements
*/
}

```

SPC-uninit-struct-field-heap

Synopsis	A field of a dynamically allocated struct is read before it is initialized.
Enabled by default	Yes
Severity/Certainty	High/Medium 
Full description	A field of a dynamically allocated struct is read before it is initialized. An uninitialized field might cause unexpected and unpredictable results. Uninitialized variables are easy to overlook, because they seldom cause problems.
Coding standards	CERT EXP33-C <p style="margin-left: 40px;">Do not reference uninitialized memory</p> CWE 457 <p style="margin-left: 40px;">Use of Uninitialized Variable</p>
Code examples	The following code example fails the check and will give a warning:

```
#include <stdlib.h>

struct st {
    int x;
    int y;
};

void example(void) {
    int a;
    struct st *str = malloc(sizeof(struct st));
    a = str->x;
}

```

The following code example passes the check and will not give a warning about this issue:


```
#include <stdlib.h>

struct st {
    int x;
    int y;
};

void example(void) {
    int a;
    struct st *str = malloc(sizeof(struct st));
    str->x = 0;
    a = str->x;
}

```

SPC-uninit-struct-field

Synopsis	A field of a local struct is read before it is initialized.
Enabled by default	Yes
Severity/Certainty	High/Medium 
Full description	A field of a local struct is read before it is initialized. An uninitialized field might cause unexpected and unpredictable results. Uninitialized variables are easy to overlook, because they seldom cause problems.

Coding standards	<p>CERT EXP33-C</p> <p style="padding-left: 20px;">Do not reference uninitialized memory</p> <p>CWE 457</p> <p style="padding-left: 20px;">Use of Uninitialized Variable</p> <p>MISRA C:2012 Rule-9.1</p> <p style="padding-left: 20px;">(Mandatory) The value of an object with automatic storage duration shall not be read before it has been set</p>
------------------	--

Code examples	The following code example fails the check and will give a warning:
---------------	---

```

struct st {
    int x;
    int y;
};

void example(void) {
    int a;
    struct st str;
    a = str.x;
}

```

The following code example passes the check and will not give a warning about this issue:

```


struct st {
    int x;
    int y;
};

void example(void) {
    int a;
    struct st str;
    str.x = 0;
    a = str.x;
}

```

SPC-uninit-struct

Synopsis	A struct has one or more fields read before they are initialized.
Enabled by default	Yes

Severity/Certainty	High/Medium 
Full description	A struct is read from before any of its fields are initialized. Using uninitialized values might cause unexpected results or unpredictable application behavior, particularly in the case of pointer fields.
Coding standards	CERT EXP33-C Do not reference uninitialized memory CWE 457 Use of Uninitialized Variable MISRA C:2004 1.2 (Required) No reliance shall be placed on undefined or unspecified behavior. MISRA C:2012 Rule-9.1 (Mandatory) The value of an object with automatic storage duration shall not be read before it has been set
Code examples	The following code example fails the check and will give a warning: <pre>struct st { int x; int y; }; void example(void) { int a; struct st str; a = str.x; }</pre> The following code example passes the check and will not give a warning about this issue:


```

struct st {
    int x;
    int y;
};

void example(int i) {
    int a;
    struct st str;
    str.x = i;
    a = str.x;
}

```

SPC-uninit-var-all

Synopsis	A variable is read before it is assigned a value.
Enabled by default	Yes
Severity/Certainty	High/High 
Full description	A variable is read before it is assigned a value. Different execution paths might result in a variable being read at different points in the execution. Because uninitialized data is read, application behavior might be unpredictable.
Coding standards	<p>CERT EXP33-C</p> <p style="padding-left: 40px;">Do not reference uninitialized memory</p> <p>CWE 457</p> <p style="padding-left: 40px;">Use of Uninitialized Variable</p> <p>MISRA C:2004 9.1</p> <p style="padding-left: 40px;">(Required) All automatic variables shall have been assigned a value before being used.</p> <p>MISRA C:2012 Rule-9.1</p> <p style="padding-left: 40px;">(Mandatory) The value of an object with automatic storage duration shall not be read before it has been set</p> <p>MISRA C++ 2008 8-5-1</p>

(Required) All variables shall have a defined value before they are used.

Code examples

The following code example fails the check and will give a warning:

```
int main(void) {
    int x;

    x++; //x is uninitialized

    return 0;
}
```

The following code example passes the check and will not give a warning about this issue:

```
int main(void) {
    int x = 0;

    x++;

    return 0;
}
```

SPC-uninit-var-some

Synopsis


A variable is read before it is assigned a value.

Enabled by default

Yes

Severity/Certainty

High/Low



Full description

A variable is read before it is assigned a value. On some execution paths, the variable might be read before it is assigned a value. This might cause unpredictable application behavior.

Coding standards

CWE 457

Use of Uninitialized Variable

MISRA C:2004 9.1

(Required) All automatic variables shall have been assigned a value before being used.

MISRA C:2012 Rule-9.1

(Mandatory) The value of an object with automatic storage duration shall not be read before it has been set

MISRA C++ 2008 8-5-1

(Required) All variables shall have a defined value before they are used.

Code examples

The following code example fails the check and will give a warning:

```
#include <stdlib.h>

int main(void) {
    int x, y;

    if (rand()) {
        x = 0;
    }

    y = x; //x may not be initialized

    return 0;
}
```

The following code example passes the check and will not give a warning about this issue:

```
#include <stdlib.h>

int main(void) {
    int x;

    if (rand()) {
        x = 0;
    }

    /* x never read */

    return 0;
}
```


SPC-volatile-reads

Synopsis

There are multiple read accesses with volatile-qualified type within one and the same sequence point.

Enabled by default

No

Severity/Certainty	<p>Medium/High</p> 
Full description	<p>There are multiple read accesses with volatile-qualified type within one and the same sequence point. There cannot be more than one read access with volatile-qualified type within a sequence point.</p>
Coding standards	<p>CERT EXP10-C</p> <p style="padding-left: 40px;">Do not depend on the order of evaluation of subexpressions or the order in which side effects take place</p> <p>CERT EXP30-C</p> <p style="padding-left: 40px;">Do not depend on order of evaluation between sequence points</p> <p>CWE 696</p> <p style="padding-left: 40px;">Incorrect Behavior Order</p> <p>MISRA C:2004 12.2</p> <p style="padding-left: 40px;">(Required) The value of an expression shall be the same under any order of evaluation that the standard permits.</p> <p>MISRA C:2012 Rule-13.2</p> <p style="padding-left: 40px;">(Required) The value of an expression and its persistent side effects shall be the same under all permitted evaluation orders</p> <p>MISRA C++ 2008 5-0-1</p> <p style="padding-left: 40px;">(Required) The value of an expression shall be the same under any order of evaluation that the standard permits.</p>
Code examples	<p>The following code example fails the check and will give a warning:</p> <pre>#include "mc2_types.h" //#include "mc2_header.h" void example(void) { uint16_t x; volatile uint16_t v; x = v + v; }</pre>


The following code example passes the check and will not give a warning about this issue:

```
int main(void) {
    int i = 0;
    int x = i;

    i++;
    x = x * i; //OK - statement is broken up

    return 0;
}
```

SPC-volatile-writes

Synopsis	There are multiple write accesses with volatile-qualified type within one and the same sequence point.
Enabled by default	No
Severity/Certainty	Medium/High 
Full description	There are multiple write accesses with volatile-qualified type within one and the same sequence point. There cannot be more than one write access with volatile-qualified type within a sequence point.
Coding standards	<p>CERT EXP10-C</p> <p style="padding-left: 40px;">Do not depend on the order of evaluation of subexpressions or the order in which side effects take place</p> <p>CERT EXP30-C</p> <p style="padding-left: 40px;">Do not depend on order of evaluation between sequence points</p> <p>CWE 696</p> <p style="padding-left: 40px;">Incorrect Behavior Order</p> <p>MISRA C:2004 12.2</p> <p style="padding-left: 40px;">(Required) The value of an expression shall be the same under any order of evaluation that the standard permits.</p>

MISRA C:2012 Rule-13.2

(Required) The value of an expression and its persistent side effects shall be the same under all permitted evaluation orders

MISRA C++ 2008 5-0-1

(Required) The value of an expression shall be the same under any order of evaluation that the standard permits.

Code examples

The following code example fails the check and will give a warning:

```
#include "mc2_types.h"
//#include "mc2_header.h"

void example(void) {
    uint16_t x;
    volatile uint16_t v, w;
    v = w = x;
}
```

The following code example passes the check and will not give a warning about this issue:

```
#include <stdbool.h>
void InitializeArray(int *);
const int *example(void)
{
    static volatile bool s_initialized = false;
    static int s_array[256];

    if (!s_initialized)
    {
        InitializeArray(s_array);
        s_initialized = true;
    }
    return s_array;
}
```


STR-trigraph

Synopsis

Trigraphs were found in string literals.


Enabled by default

Yes

Severity/Certainty	<p>Low/Medium</p> 
Full description	<p>Trigraphs were found in string literals. Trigraphs can cause confusion with other uses of two question marks and should not be used.</p>
Coding standards	<p>MISRA C:2004 4.2 (Required) Tri-graphs shall not be used</p> <p>MISRA C:2012 Rule-4.2 (Advisory) Trigraphs should not be used</p> <p>MISRA C++ 2008 2-3-1 (Required) Trigraphs shall not be used.</p>
Code examples	<p>The following code example fails the check and will give a warning:</p> <pre>void func() { char * str = "abc??!def"; }</pre> <p>The following code example passes the check and will not give a warning about this issue:</p> <pre>void func() { char * str = "abc??def"; }</pre>

STRUCT-signed-bit

Synopsis	<p>There are signed single-bit fields (excluding anonymous fields).</p>
Enabled by default	<p>No</p>

Severity/Certainty	Low/Low 
Full description	There are signed single-bit fields (excluding anonymous fields). A signed bitfield should have size at least two, because one bit is required for the sign.
Coding standards	MISRA C:2004 6.5 (Required) Bitfields of signed type shall be at least 2 bits long. MISRA C:2012 Rule-6.2 (Required) Single-bit named bit fields shall not be of a signed type MISRA C++ 2008 9-6-4 (Required) Named bit-fields with signed integer type shall have a length of more than one bit.
Code examples	The following code example fails the check and will give a warning: <pre>struct S { signed int a : 1; // Non-compliant };</pre> The following code example passes the check and will not give a warning about this issue: <pre>struct S { signed int b : 2; signed int : 0; signed int : 1; signed int : 2; };</pre>

SWITCH-fall-through

Synopsis	There are non-empty switch cases not terminated by break and without 'fallthrough' comment.
Enabled by default	Yes

Severity/Certainty	<p>Medium/Medium</p> 
Full description	<p>There are non-empty switch cases not terminated by a break. A non-empty switch clause should be terminated by an unconditional break statement, unless explicitly commented as a 'fallthrough'.</p>
Coding standards	<p>CERT MSC17-C</p> <p style="padding-left: 40px;">Finish every set of statements associated with a case label with a break statement</p>
Code examples	<p>The following code example fails the check and will give a warning:</p> <pre>void example(int input) { while (rand()) { switch(input) { case 0: if (rand()) { break; } default: break; } } } void example(int input) { switch(input) { case 0: if (rand()) { break; } default: break; } }</pre> <p>The following code example passes the check and will not give a warning about this issue:</p>


```

void example(int input) {

    switch(input) {
        case 0:
            if (rand()) {
                break;
            }
            break;
        case 1:
            if (rand()) {
                break;
            }
            // fallthrough
        case 2:
            // this should also fall through
            if (!rand()) {
                return;
            }
        default:
            break;
    }

}

void example(int input) {


    switch(input) {
        case 0:
            if (rand()) {
                break;
            } else {
                break;
            }
    }
    // All paths above contain a break, therefore we do not
warn
    default:
        break;
    }

}


```

THROW-empty (C++ only)

Synopsis	Unsafe rethrow of exception.
Enabled by default	No


Severity/Certainty	<p>Medium/Medium</p> 
Full description	<p>A <code>throw</code> statement without an argument is used outside of a <code>catch</code> handler where there is no exception to rethrow. This is unsafe because a <code>throw</code> statement without an argument rethrows the temporary object that represents the current exception, to allow exception handling to be split over several handlers.</p>
Coding standards	<p>MISRA C++ 2008 15-1-3</p> <p>(Required) An empty <code>throw</code> (<code>throw;</code>) shall only be used in the compound-statement of a <code>catch</code> handler.</p>
Code examples	<p>The following code example fails the check and will give a warning:</p> <pre>void func() { try { throw; } catch (...) {} }</pre> <p>The following code example passes the check and will not give a warning about this issue:</p> <pre>void func() { try { throw (42); } catch (int i) { if (i > 10) { throw; } } }</pre>

THROW-main (C++ only)

Synopsis	No default exception handler for <code>try</code> .
Enabled by default	No
Severity/Certainty	Medium/Low 
Full description	A top level <code>try</code> block does not have a default exception handler that will catch exceptions. Without this, an unhandled exception might lead to termination in an implementation-defined manner.
Coding standards	MISRA C++ 2008 15-3-2 (Advisory) There should be at least one exception handler to catch all otherwise unhandled exceptions
Code examples	The following code example fails the check and will give a warning: <pre>int main() { try { throw (42); } catch (int i) { if (i > 10) { throw; } } return 1; }</pre> The following code example passes the check and will not give a warning about this issue:

```
int main()
{
    try
    {
        throw;
    }
    catch (...) {}
    // spacer
    try {}
    catch (int i) {}
    catch (...) {}
    return 0;
}
```

THROW-null

Synopsis	Throw of NULL integer constant
Enabled by default	Yes
Severity/Certainty	Medium/Medium 
Full description	<code>throw(NULL)</code> (equivalent to <code>throw(0)</code>) is never a throw of the null-pointer-constant, which means it can only be caught by an integer handler. This might be undesired behavior, especially if your application only has handlers for pointer-to-type exceptions.
Coding standards	MISRA C++ 2008 15-1-2 (Required) NULL shall not be thrown explicitly.
Code examples	The following code example fails the check and will give a warning:

```

typedef int int32_t;
typedef signed char char_t;
#define NULL 0

void example(void)
{
    try {
        throw ( NULL );           // Non-compliant
    }
    catch ( int32_t i ) {         // NULL exception handled here
        // ...
    }
    catch ( const char_t * ) { // Developer may expect it to be
        caught here
        // ...
    }
}

```

The following code example passes the check and will not give a warning about this issue:

```

typedef int int32_t;
typedef signed char char_t;
#define NULL 0

void example(void)
{
    char_t * p = NULL;
    try {
        throw ( p );           // Compliant
    }
    catch ( int32_t i ) {
        // ...
    }
    catch ( const char_t * ) { // Exception handled here
        // ...
    }
}

```


THROW-ptr

Synopsis

Throw of exceptions by pointer


Enabled by default

Yes

Severity/Certainty	<p>Medium/Medium</p> 
Full description	<p>An exception object of pointer type is thrown and that pointer refers to a dynamically created object. It might thus be unclear which function is responsible for destroying it, and when. This ambiguity does not exist if the object is caught by value or reference.</p>
Coding standards	<p>CERT ERR09-CPP</p> <p style="padding-left: 40px;">Throw anonymous temporaries and catch by reference</p> <p>MISRA C++ 2008 15-0-2</p> <p style="padding-left: 40px;">(Advisory) An exception object should not have pointer type.</p>
Code examples	<p>The following code example fails the check and will give a warning:</p> <pre>class Except {};</pre> <pre>Except *new_except();</pre> <pre>void example(void) { throw new Except(); }</pre> <p>The following code example passes the check and will not give a warning about this issue:</p> <pre>class Except {};</pre> <pre>void example(void) { throw Except(); }</pre>

THROW-static (C++ only)

Synopsis	Exceptions thrown without a handler in some call paths that lead to that point.
Enabled by default	Yes

Severity/Certainty	Medium/Medium 
Full description	There are exceptions thrown without a handler in some call paths that lead to that point. If an application throws an unhandled exception, it terminates in an implementation-defined manner. In particular, it is implementation-defined whether the call stack is unwound before termination, so the destructors of any automatic objects might not be invoked. If an exception is thrown as an object of a derived class, a compatible type might be either the derived class or any of its bases. Make sure that the application catches all exceptions it is expected to throw.
Coding standards	MISRA C++ 2008 15-3-1 (Required) Exceptions shall be raised only after start-up and before termination of the program.
Code examples	The following code example fails the check and will give a warning:

```
class C {
public:
    C ( ) { throw ( 0 ); } // Non-compliant - thrown before main
    starts
    ~C ( ) { throw ( 0 ); } // Non-compliant - thrown after main
    exits
};

C c; // An exception thrown in C's constructor or destructor
will
    // cause the program to terminate, and will not be caught
by
    // the handler in main

int main( ... )
{
    try {
        // program code
        return 0;
    }
    // The following catch-all exception handler can only
    // catch exceptions thrown in the above program code
    catch ( ... ) {
        // Handle exception
        return 0;
    }
}
```

The following code example passes the check and will not give a warning about this issue:


```


class C {
public:
    C ( ) { } // Compliant - doesn't throw exceptions
    ~C ( ) { } // Compliant - doesn't throw exceptions
};

C c;

int main( ... )
{
    try {
        // program code
        return 0;
    }
    // The following catch-all exception handler can only
    // catch exceptions thrown in the above program code
    catch ( ... ) {
        // Handle exception
        return 0;
    }
}

```

THROW-unhandled (C++ only)

Synopsis	There are calls to functions explicitly declared to throw an exception type that is not handled (or declared as thrown) by the caller.
Enabled by default	Yes
Severity/Certainty	Medium/Medium 
Full description	There are calls to functions explicitly declared to throw an exception type that is not handled (or declared as thrown) by the caller. If an application throws an unhandled exception, it terminates in an implementation-defined manner. In particular, it is implementation-defined whether the call stack is unwound before termination, so the destructors of any automatic objects might not be invoked. If an exception is thrown as an object of a derived class, a compatible type might be either the derived class or any of its bases. Make sure that the application catches all exceptions it is expected to throw.
Coding standards	MISRA C++ 2008 15-3-4

(Required) Each exception explicitly thrown in the code shall have a handler of a compatible type in all call paths that could lead to that point.

Code examples

The following code example fails the check and will give a warning:

```
class E1{};

void foo(int i) throw (E1) {
    if (i<0)
        throw E1();
}

int bar() {
    foo(-3);
}

class E1{};

void foo(int i) throw (E1) {
    if (i<0)
        throw E1();
}

int bar() throw (E1) { //warning about E1 because it is not
    EXPLICITLY caught
    foo(-3);
}
```


The following code example passes the check and will not give a warning about this issue:

```
class E1{};

void foo(int i) throw (E1) {
    if (i<0)
        throw E1();
}

int bar() {
    try {
        foo(-3);
    }
    catch (E1){
    }
}
```

UNION-overlap-assign

Synopsis	Assignments from one field of a union to another.
Enabled by default	Yes
Severity/Certainty	High/High 
Full description	There are assignments from one field of a union to another. Assignments between objects that are stored in the same physical memory causes undefined behavior.
Coding standards	MISRA C:2004 18.2 (Required) An object shall not be assigned to an overlapping object. MISRA C:2012 Rule-19.1 (Mandatory) An object shall not be assigned or copied to an overlapping object MISRA C++ 2008 0-2-1 (Required) An object shall not be assigned to an overlapping object.
Code examples	The following code example fails the check and will give a warning:

```
union cheat {
    char c[5];
    int i;
};

void example(union cheat *u)
{
    u->i = u->c[2];
}

union {
    char c[5];
    int i;
} u;

void example(void)
{
    u.i = u.c[2];
}

void example(void)
{
    union
    {
        char c[5];
        int i;
    } u;
    u.i = u.c[2];
}
```

The following code example passes the check and will not give a warning about this issue:


```
void example(void)
{
    union
    {
        char c[5];
        int i;
    } u;
    int x;
    x = (int)u.c[2];
    u.i = x;
}
void example(void)
{
    struct
    {
        char c[5];
        int i;
    } u;
    u.i = u.c[2];
}
union cheat {
    char c[5];
    int i;
};

union cheat u;


void example(void)
{
    int x;
    x = (int)u.c[2];
    u.i = x;
}
```

UNION-type-punning

Synopsis	Writing to a field of a union after reading from a different field, effectively re-interpreting the bit pattern with a different type.
Enabled by default	Yes

Severity/Certainty	<p>Medium/High</p> 
Full description	<p>Writing to one field of a union and then silently reading from another field circumvents the type system. To reinterpret bit patterns deliberately, use an explicit cast.</p>
Coding standards	<p>CERT EXP39-C</p> <p style="padding-left: 40px;">Do not access a variable through a pointer of an incompatible type</p> <p>CWE 188</p> <p style="padding-left: 40px;">Reliance on Data/Memory Layout</p> <p>MISRA C:2004 12.12</p> <p style="padding-left: 40px;">(Required) The underlying bit representations of floating-point values shall not be used.</p>
Code examples	<p>The following code example fails the check and will give a warning:</p> <pre>union name { int int_field; float float_field; }; void example(void) { union name u; u.int_field = 10; float f = u.float_field; }</pre> <p>The following code example passes the check and will not give a warning about this issue:</p> <pre>union name { int int_field; float float_field; }; void example(void) { union name u; u.int_field = 10; float f = u.int_field; }</pre>

MISRAC2004-1.2_a

Synopsis	There are read accesses from local buffers that are not preceded by write accesses.
Enabled by default	Yes
Severity/Certainty	High/Medium 
Full description	(Required) No reliance shall be placed on undefined or unspecified behavior. This is a semi-equivalent initialization check for arrays, which ensures that at least one element of the array has been written before any element is attempted to be read. A warning generally means that you have read an uninitialized value, which might cause the application to behave erroneously or crash.
Coding standards	CERT EXP33-C Do not reference uninitialized memory CWE 457 Use of Uninitialized Variable MISRA C:2004 1.2 (Required) No reliance shall be placed on undefined or unspecified behavior.
Code examples	The following code example fails the check and will give a warning:

```

void example() {
    int x[20];
    x[0] = 1;
    int b = x[1]; /* bad read but check can't detect which elements
*/
}
/* won't work until signature of memcpy is known */
#include <string.h>
void example() {
    int a[20];
    int b[20];
    memcpy(a,b,20);
}

/* read thru alias */
void example() {
    int x[20];
    int *a = x;
    int b = a[1]; /* read x thru alias a, but x not init */
}
void example() {
    int a[20];
    int b = a[1];
}
void example() {
    int x[20];
    *x = 1;
    int b = x[1]; /* bad read but check can't detect which elements
*/
}

```

The following code example passes the check and will not give a warning about this issue:


```

void example() {
    int x[20];
    int *p = x;
    x[0]=1;
    int k = *p; /* read thru alias */
}
void example() {
    int x[20];
    int *p = x;
    p[0]=1; /* write thru alias */
    int k = *x;
}
struct X { int e; };
void example() {
    struct X x[20];
    x->e = 1;
    { struct X b = x[0]; } /* x[0] has been initialized via x->e,
but Goanna currently doesn't have pointer alias analysis on
individual array elements */
}
void example() {
    int x[20];
    *(x+0) = 1;
    int b = x[1]; /* bad read but check can't detect which elements
*/
}
extern void f(int*);
void example() {
    int a[20];
    f(a);
    int b = a[1];
}
void example() {
    int a[20] =
{1,2,3,4,5,6,7,8,9,10,11,12,13,14,15,16,17,18,19,20};
    int b = a[1];
}
void example() {
    int x[20];
    *x = 1;
    int b = x[1]; /* bad read but check can't detect which elements
*/
}
/* write thru alias */
void example() {
    int x[20];
    int *a = x;


```

```

    f(a); /* assumed init of x thru alias a */
    int b = x[1];
}
void example() {
    int x[20];
    x[0] = 1;
    int b = x[1]; /* bad read but check can't detect which elements
*/
}

```

MISRAC2004-I.2_b

Synopsis	On all execution paths, one or more fields are read from a struct before they are initialized.
Enabled by default	Yes
Severity/Certainty	High/Medium 
Full description	(Required) No reliance shall be placed on undefined or unspecified behavior. Using uninitialized values might cause unexpected results or unpredictable behavior, particularly in the case of pointer fields.
Coding standards	CERT EXP33-C Do not reference uninitialized memory CWE 457 Use of Uninitialized Variable MISRA C:2004 1.2 (Required) No reliance shall be placed on undefined or unspecified behavior.
Code examples	The following code example fails the check and will give a warning:

```

struct st {
    int x;
    int y;
};

void example(void) {
    int a;
    struct st str;
    a = str.x;
}

```

The following code example passes the check and will not give a warning about this issue:


```

struct st {
    int x;
    int y;
};

void example(int i) {
    int a;
    struct st str;
    str.x = i;
    a = str.x;
}

```

MISRAC2004-1.2_c

Synopsis	An expression resulting in 0 is used as a divisor.
Enabled by default	Yes
Severity/Certainty	High/High 
Full description	(Required) No reliance shall be placed on undefined or unspecified behavior. An expression that was determined by interval analysis to be 0, is used as a divisor. This will cause a 'divide by zero' runtime error.
Coding standards	CERT INT33-C <p style="margin-left: 40px;">Ensure that division and modulo operations do not result in divide-by-zero errors</p>

CWE 369

Divide By Zero

MISRA C:2004 1.2

(Required) No reliance shall be placed on undefined or unspecified behavior.

Code examples

The following code example fails the check and will give a warning:

```
int foo(void)
{
    int a = 3;
    a--;
    return 5 / (a-2); // a-2 is 0
}
#include <stdlib.h>

int main (void)
{
    int *p = malloc( sizeof(int));
    int x = foo (p);
    /* foo(2) returns 8, so we have a division by zero below)*/
    x = 1 / (x - 8);          /*@@ZDV-RED@@ */

    return x;
}

int foo(int * p){
    return 8;
}
```


The following code example passes the check and will not give a warning about this issue:

```
int foo(void)
{
    int a = 3;
    a--;
    return 5 / (a+2); // OK - a+2 is 4
}
```

MISRAC2004-1.2_d

Synopsis

A variable was found that is assigned the value 0, and then used as a divisor.

Enabled by default	Yes
Severity/Certainty	High/High 
Full description	(Required) No reliance shall be placed on undefined or unspecified behavior. This will cause a 'divide by zero' runtime error.
Coding standards	CERT INT33-C <p style="margin-left: 40px;">Ensure that division and modulo operations do not result in divide-by-zero errors</p> CWE 369 <p style="margin-left: 40px;">Divide By Zero</p> MISRA C:2004 1.2 <p style="margin-left: 40px;">(Required) No reliance shall be placed on undefined or unspecified behavior.</p>
Code examples	The following code example fails the check and will give a warning: <pre>int foo(void) { int a = 20, b = 0, c; c = a / b; /* Divide by zero */ return c; }</pre> <p>The following code example passes the check and will not give a warning about this issue:</p>

```

int foo(void)
{
    int a = 20, b = 5, c;

    c = a / b; /* b is not 0 */

    return c;
}
int main() {
    int totallen = 0;
    int i=0;
    float tmp=1;

    for( i=1; i<10; i++){
        totallen++;
    }


    foo(2/totallen);

    return 0;
}

int foo(int x){
    return x;
}

```

MISRAC2004-1.2_e

Synopsis	A variable is used as a divisor after a successful comparison with 0.
Enabled by default	Yes
Severity/Certainty	Medium/High 
Full description	(Required) No reliance shall be placed on undefined or unspecified behavior. A variable is compared with 0 and then used as a divisor without being written to beforehand. This comparison implies that the variable's value is 0 for the subsequent statements. Using it as a divisor afterwards causes a 'divide by zero' runtime error.

Coding standards

CERT INT33-C

Ensure that division and modulo operations do not result in divide-by-zero errors

CWE 369

Divide By Zero

MISRA C:2004 1.2

(Required) No reliance shall be placed on undefined or unspecified behavior.

Code examples

The following code example fails the check and will give a warning:

```
#include <stdlib.h>
int foo(void)
{
    int a = 20;
    int p = rand();

    if (p == 0) /* p is 0 */
        a = 34 / p;

    return a;
}
```

The following code example passes the check and will not give a warning about this issue:

```
#include <stdlib.h>
int foo(void)
{
    int a = 20;
    int p = rand();

    if (p != 0) /* p is not 0 */
        a = 34 / p;

    return a;
}
```


MISRAC2004-1.2_f

Synopsis


A variable used as a divisor is subsequently compared with 0.

Enabled by default


Yes

Severity/Certainty	<p>Low/High</p> 
Full description	<p>(Required) No reliance shall be placed on undefined or unspecified behavior. A variable is compared to 0 after it is used as a divisor, but before it is written to again. The comparison implies that the variable's value might be 0, and might have been for the preceding statements. Because the variable is used as a divisor in one of these statements (causing a 'divide by zero' runtime error), the execution can never reach the comparison when the value is 0, making it redundant.</p>
Coding standards	<p>CERT INT33-C</p> <p style="padding-left: 40px;">Ensure that division and modulo operations do not result in divide-by-zero errors</p> <p>CWE 369</p> <p style="padding-left: 40px;">Divide By Zero</p> <p>MISRA C:2004 1.2</p> <p style="padding-left: 40px;">(Required) No reliance shall be placed on undefined or unspecified behavior.</p>
Code examples	<p>The following code example fails the check and will give a warning:</p> <pre>int foo(int p) { int a = 20, b = 1; b = a / p; if (p == 0) // Checking the value of 'p' too late. return 0; return b; }</pre> <p>The following code example passes the check and will not give a warning about this issue:</p> <pre>int foo(int p) { int a = 20, b; if (p == 0) return 0; b = a / p; /* Here 'p' is non-zero. */ return b; }</pre>

MISRAC2004-I.2_g

Synopsis	A value that is determined using interval analysis to be 0 is used as a divisor.
Enabled by default	Yes
Severity/Certainty	Medium/Medium 
Full description	(Required) No reliance shall be placed on undefined or unspecified behavior. A value that is determined using interval analysis to be 0 is used as a divisor. The division might cause a 'divide by zero' runtime error.
Coding standards	CERT INT33-C <p style="padding-left: 40px;">Ensure that division and modulo operations do not result in divide-by-zero errors</p> CWE 369 <p style="padding-left: 40px;">Divide By Zero</p> MISRA C:2004 1.2 <p style="padding-left: 40px;">(Required) No reliance shall be placed on undefined or unspecified behavior.</p>
Code examples	The following code example fails the check and will give a warning: <pre>int foo(void) { int a = 1; a--; return 5 / a; /* a is 0 */ }</pre> The following code example passes the check and will not give a warning about this issue: <pre>int foo(void) { int a = 2; a--; return 5 / a; /* OK - a is 1 */ }</pre>

MISRAC2004-I.2_h

Synopsis	An expression that might be 0 is used as a divisor.
Enabled by default	Yes
Severity/Certainty	High/Low 
Full description	(Required) No reliance shall be placed on undefined or unspecified behavior. An expression, whose value is determined by interval analysis to contain 0, is used as a divisor. This might cause a 'divide by zero' runtime error.
Coding standards	CERT INT33-C <p style="padding-left: 40px;">Ensure that division and modulo operations do not result in divide-by-zero errors</p> <p>CWE 369 <p style="padding-left: 40px;">Divide By Zero</p> <p>MISRA C:2004 1.2 <p style="padding-left: 40px;">(Required) No reliance shall be placed on undefined or unspecified behavior.</p> </p></p>
Code examples	The following code example fails the check and will give a warning:

```

int main (void)
{
    int x = 2;

    int i;

    /* The second iteration leads to a division by zero*/

    for (i = 1; i < 3; i++) { x = x / (2 - i); }
    /*@@ZDV-RED@@ */

    return x;
}

int foo(void)
{
    int a = 3;
    a--;
    return 5 / (a-2); // a-2 is 0
}

```

The following code example passes the check and will not give a warning about this issue:

```

int foo(void)
{
    int a = 3;
    a--;
    return 5 / (a+2); // OK - a+2 is 4
}

```


MISRAC2004-1.2_i

Synopsis

A global variable is not checked against 0 before it is used as a divisor.


Enabled by default

Yes

Severity/Certainty	<p>Medium/Low</p> 
Full description	<p>(Required) No reliance shall be placed on undefined or unspecified behavior. A global variable is not checked to make sure it does not have a value of 0 before it is used as a divisor. If the variable has a value of 0, a 'divide by zero' runtime error will occur.</p>
Coding standards	<p>CWE 369</p> <p style="padding-left: 40px;">Divide By Zero</p> <p>MISRA C:2004 1.2</p> <p style="padding-left: 40px;">(Required) No reliance shall be placed on undefined or unspecified behavior.</p>
Code examples	<p>The following code example fails the check and will give a warning:</p> <pre>int x; int example() { return 5/x; }</pre> <p>The following code example passes the check and will not give a warning about this issue:</p> <pre>int x; int example() { if (x != 0){ return 5/x; } }</pre>

MISRAC2004-1.2_j

Synopsis	A local variable is not checked against 0 before it is used as a divisor.
Enabled by default	Yes

Severity/Certainty	Medium/Low 
Full description	(Required) No reliance shall be placed on undefined or unspecified behavior. A local variable is not checked to make sure it does not have a value of 0 before it is used as a divisor. If the variable has a value of 0, a 'divide by zero' runtime error will occur.
Coding standards	CWE 369 Divide By Zero MISRA C:2004 1.2 (Required) No reliance shall be placed on undefined or unspecified behavior.
Code examples	The following code example fails the check and will give a warning: <pre>int rand(); int example() { int x = rand(); return 5/x; }</pre> The following code example passes the check and will not give a warning about this issue: <pre>int rand(); int example() { int x = rand(); if (x != 0){ return 5/x; } }</pre>

MISRAC2004-2.1

Synopsis	Inline assembler statements were found that are not encapsulated in functions.
Enabled by default	Yes

Severity/Certainty

Low/Medium



Full description

(Required) Assembler language shall be encapsulated and isolated.

Coding standards

MISRA C:2004 2.1

(Required) Assembler language shall be encapsulated and isolated.

Code examples

The following code example fails the check and will give a warning:

```

int ffs(int x)
{
    int r;
#if 0
#ifdef CONFIG_X86_64
    /*
     * AMD64 says BSFL won't clobber the dest reg if x==0;
     Intel64 says the
     * dest reg is undefined if x==0, but their CPU architect
     says its
     * value is written to set it to the same as before,
     except that the
     * top 32 bits will be cleared.
     *
     * We cannot do this on 32 bits because at the very least
     some
     * CPUs did not behave this way.
     */
    long tmp = -1;
    asm("bsfl %1,%0"
        : "=r" (r)
        : "rm" (x), "" (tmp));
#elif defined(CONFIG_X86_CMOV)
    asm("bsfl %1,%0\n\t"
        "cmovzl %2,%0"
        : "&r" (r) : "rm" (x), "r" (-1));
#else
    asm("bsfl %1,%0\n\t"
        "jnz 1f\n\t"
        "movl $-1,%0\n\t"
        "1:" : "=r" (r) : "rm" (x));
#endif
#else
    asm("");
#endif
    return r + 1;
}

```


The following code example passes the check and will not give a warning about this issue:

```


unsigned int
bswap(unsigned int x)
{
    asm("");
    return x;
}

```

MISRAC2004-2.2


Synopsis	// comments were found.
Enabled by default	Yes
Severity/Certainty	Low/High 
Full description	(Required) Source code shall only use /* ... */ style comments. // comments were found. These comments are not permitted by C90.
Coding standards	MISRA C:2004 2.2 (Required) Source code shall only use /* ... */ style comments.
Code examples	The following code example fails the check and will give a warning: <pre>void example(void) { // an end of line comment }</pre> The following code example passes the check and will not give a warning about this issue: <pre>void example(void) { /* a terminated comment */ }</pre>

MISRAC2004-2.3

Synopsis	/* character sequences were found inside comments.
Enabled by default	Yes
Severity/Certainty	Low/High 
Full description	(Required) The character sequence /* shall not be used within a comment. /* character sequences were found inside comments.

Coding standards	MISRA C:2004 2.3 (Required) The character sequence <code>/*</code> shall not be used within a comment.
Code examples	The following code example fails the check and will give a warning: <pre>void example(void) { /* This comment starts here /* Nested comment starts here */ }</pre> The following code example passes the check and will not give a warning about this issue: <pre>void example(void) { /* This comment starts here */ /* Nested comment starts here */ }</pre>

MISRAC2004-2.4

Synopsis	Code sections in comments were found, where the comment ends in <code>;</code> , <code>{</code> , or <code>}</code> characters.
Enabled by default	No
Severity/Certainty	Low/Medium 
Full description	(Advisory) Sections of code should not be commented out. Code sections in comments were found, where the comment ends in <code>;</code> , <code>{</code> , or <code>}</code> characters.
Coding standards	MISRA C:2004 2.4 (Advisory) Sections of code should not be commented out.
Code examples	The following code example fails the check and will give a warning:

```
void example(void) {
    /*
     int i;
     */
}
```

The following code example passes the check and will not give a warning about this issue:

```
void example(void) {
    #if 0
     int i;
    #endif
}
```

MISRAC2004-4.2

Synopsis

Trigraphs were found in string literals.

Enabled by default

Yes

Severity/Certainty

Low/Medium



Full description

(Required) Tri-graphs shall not be used

Coding standards

MISRA C:2004 4.2

(Required) Tri-graphs shall not be used

Code examples


The following code example fails the check and will give a warning:

```
void func()
{
    char * str = "abc??!def";
}
```

The following code example passes the check and will not give a warning about this issue:

```
void func()
{
    char * str = "abc??def";
}
```

MISRAC2004-5.2_a

Synopsis	The definition of a local variable hides a global definition.
Enabled by default	Yes
Severity/Certainty	Medium/Medium 
Full description	(Required) Identifiers in an inner scope shall not use the same name as an identifier in an outer scope, and therefore hide that identifier. The definition of a local variable hides a global definition. If a reference to the global variable is attempted, the local value might be changed or returned accidentally.
Coding standards	CERT DCL01-C Do not reuse variable names in subsopes CERT DCL01-CPP Do not reuse variable names in subsopes MISRA C:2004 5.2 (Required) Identifiers in an inner scope shall not use the same name as an identifier in an outer scope, and therefore hide that identifier.
Code examples	The following code example fails the check and will give a warning:

```
int x;

int foo (int y ){
    int x=0;
    x++;
    return x+y;
}
```


The following code example passes the check and will not give a warning about this issue:

```
int x;

int foo (int y ){

    x++;
    return x+y;
}
```

MISRAC2004-5.2_b

Synopsis	The definition of a local variable hides a previous local definition.
Enabled by default	Yes
Severity/Certainty	Medium/Medium 
Full description	(Required) Identifiers in an inner scope shall not use the same name as an identifier in an outer scope, and therefore hide that identifier. The definition of a local variable hides a previous local definition. If a reference to the outer variable is attempted, the inner value might be changed or returned accidentally.
Coding standards	CERT DCL01-C Do not reuse variable names in subsscopes CERT DCL01-CPP Do not reuse variable names in subsscopes

MISRA C:2004 5.2

(Required) Identifiers in an inner scope shall not use the same name as an identifier in an outer scope, and therefore hide that identifier.

Code examples

The following code example fails the check and will give a warning:

```
int foo(int x ){
    for (int y= 0; y < 10 ; y++){
        for (int y = 0; y < 100; y ++){
            return x+y;
        }
    }
    return x;
}
```

```
int foo2(int x){
    int y = 10;

    for (int y= 0; y < 10 ; y++)
        x++;
    return x;
}
```

```
int foo3(int x){


    int y = 10;
    {
        int y = 100;
        return x + y;
    }
}
```

The following code example passes the check and will not give a warning about this issue:

```
int foo(int x){

    for (int y=0; y < 10; y++)
        x++;
    for (int y=0; y < 10; y++)
        x++;
    return x;
}
```

MISRAC2004-5.2_c

Synopsis	The declaration of a variable hides a parameter of the function.
Enabled by default	Yes
Severity/Certainty	Medium/Medium 
Full description	(Required) Identifiers in an inner scope shall not use the same name as an identifier in an outer scope, and therefore hide that identifier. A variable declaration hides a parameter of the function. If a reference to the argument is attempted, the inner value might be changed or returned accidentally.
Coding standards	CERT DCL01-C <p style="padding-left: 40px;">Do not reuse variable names in subscopes</p> CERT DCL01-CPP <p style="padding-left: 40px;">Do not reuse variable names in subscopes</p> MISRA C:2004 5.2 <p style="padding-left: 40px;">(Required) Identifiers in an inner scope shall not use the same name as an identifier in an outer scope, and therefore hide that identifier.</p>
Code examples	<p>The following code example fails the check and will give a warning:</p> <pre>int foo(int x){ for (int x = 0; x < 100; x++); return x; }</pre> <p>The following code example passes the check and will not give a warning about this issue:</p> <pre>int foo(int x){ int y; return x; }</pre>

MISRAC2004-5.3

Synopsis A typedef declaration was found with a name already used for a previously declared typedef.

Enabled by default Yes

Severity/Certainty Low/Medium



Full description (Required) A typedef name shall be a unique identifier.

Coding standards MISRA C:2004 5.3

(Required) A typedef name shall be a unique identifier.

Code examples The following code example fails the check and will give a warning:


```
typedef int WIDTH;  
//dummy comment  
void f1()  
{  
    WIDTH w1;  
}  
  
void f2()  
{  
    typedef float WIDTH;  
    WIDTH w2;  
    WIDTH w3;  
}
```

The following code example passes the check and will not give a warning about this issue:

```

namespace NS1
{
    typedef int WIDTH;
}
// f2.cc
namespace NS2
{
    typedef float WIDTH; // Compliant - NS2::WIDTH is not the same
as NS1::WIDTH
}
NS1::WIDTH w1;
NS2::WIDTH w2;
    
```

MISRAC2004-5.4

Synopsis	A class, struct, union, or enum declaration was found that clashes with a previous declaration.
Enabled by default	Yes
Severity/Certainty	Low/Medium 
Full description	(Required) A tag name shall be a unique identifier.
Coding standards	MISRA C:2004 5.4 (Required) A tag name shall be a unique identifier.
Code examples	The following code example fails the check and will give a warning: <pre> void f1() { class TYPE {}; } void f2() { float TYPE; // non-compliant } </pre>


The following code example passes the check and will not give a warning about this issue:

```
enum ENS {ONE, TWO };

void f1()
{
    class TYPE {};
}

void f4()
{
    union GRRR {
        int i;
        float f;
    };
}
```

MISRAC2004-5.5

Synopsis	An identifier is used that might clash with another static identifier.
Enabled by default	No
Severity/Certainty	Low/Medium 
Full description	(Advisory) No object or function identifier with static storage duration should be reused.
Coding standards	MISRA C:2004 5.5 (Advisory) No object or function identifier with static storage duration should be reused.
Code examples	The following code example fails the check and will give a warning:

```

namespace NS1
{
    static int global = 0;
}

namespace NS2
{
    void fn()
    {
        int global; // Non-compliant
    }
}

```

The following code example passes the check and will not give a warning about this issue:

```

namespace NS1
{
    int global = 0;
}

namespace NS2
{
    void f1()
    {
        int global; // Non-compliant
    }
}

void f2()
{
    static int global;
}

```

MISRAC2004-6.1

Synopsis	Arithmetic is performed on objects of type plain char, without an explicit signed or unsigned qualifier.
Enabled by default	Yes
Severity/Certainty	Low/High

Full description	<p>(Required) The plain char type shall be used only for the storage and use of character values. Arithmetic is performed on objects of type plain char, without an explicit signed or unsigned qualifier. To ensure portability, declare such types explicitly as "signed char" or "unsigned char".</p>
Coding standards	<p>CERT INT07-C</p> <p style="padding-left: 40px;">Use only explicitly signed or unsigned char type for numeric values</p> <p>MISRA C:2004 6.1</p> <p style="padding-left: 40px;">(Required) The plain char type shall be used only for the storage and use of character values.</p>
Code examples	<p>The following code example fails the check and will give a warning:</p> <pre> typedef signed char INT8; typedef unsigned char UINT8; UINT8 toascii(INT8 c) { return (UINT8)c & 0x7f; } int func(int x) { char sc = 4; char *scp = &sc; UINT8 (*fp)(INT8 c) = &toascii; x = x + sc; x *= *scp; return (*fp)(x); } </pre> <p>The following code example passes the check and will not give a warning about this issue:</p>

```

typedef signed char INT8;
typedef unsigned char UINT8;


UINT8
toascii(INT8 c)
{
    return (UINT8)c & 0x7f;
}

int func(int x)
{
    signed char sc = 4;
    signed char *scp = &sc;
    UINT8 (*fp)(INT8 c) = &toascii;

    x = x + sc;
    x *= *scp;
    return (*fp)(x);
}

```

MISRAC2004-6.3

Synopsis	One or more of the basic types char, int, short, long, double, and float are used without a typedef.
Enabled by default	No
Severity/Certainty	Low/High 
Full description	(Advisory) typedefs that indicate size and signedness should be used in place of the basic types. One or more of the basic types char, int, short, long, double, and float are used without a typedef. Best practice is to use typedefs for portability.
Coding standards	MISRA C:2004 6.3 (Advisory) typedefs that indicate size and signedness should be used in place of the basic types.
Code examples	The following code example fails the check and will give a warning:

```
typedef signed charSCHAR;
typedef intINT;
typedef floatFLOAT;


INT func(FLOAT f, INT *pi)
{
    INT x;
    INT (*fp)(const char *);
}
```

The following code example passes the check and will not give a warning about this issue:

```
typedef signed charSCHAR;
typedef intINT;
typedef floatFLOAT;

INT func(FLOAT f, INT *pi)
{
    INT x;
    INT (*fp)(const SCHAR *);
}
```

MISRAC2004-6.4

Synopsis	Bitfields of plain int type were found.
Enabled by default	Yes
Severity/Certainty	Medium/Medium
	
Full description	(Required) Bitfields shall only be defined to be of type unsigned int or signed int.
Coding standards	MISRA C:2004 6.4 (Required) Bitfields shall only be defined to be of type unsigned int or signed int.
Code examples	The following code example fails the check and will give a warning:


```
struct bad {
    int x:3;
};
enum digs { ONE, TWO, THREE, FOUR };
```

```
struct bad {
    digs d:3;
};
```

The following code example passes the check and will not give a warning about this issue:

```
struct good {
    signed int x:3;
};
struct good {
    unsigned int x:3;
};
```

MISRAC2004-6.5

Synopsis	Signed bitfields consisting of a single bit (excluding anonymous fields) were found.
Enabled by default	Yes
Severity/Certainty	Low/Low 
Full description	(Required) Bitfields of signed type shall be at least 2 bits long.
Coding standards	MISRA C:2004 6.5 (Required) Bitfields of signed type shall be at least 2 bits long.
Code examples	The following code example fails the check and will give a warning: <pre>struct S { signed int a : 1; // Non-compliant };</pre> The following code example passes the check and will not give a warning about this issue:

```

struct S
{
    signed int b : 2;
    signed int   : 0;
    signed int   : 1;
    signed int   : 2;
};

```

MISRAC2004-7.1

Synopsis Uses of octal integer constants were found.

Enabled by default Yes

Severity/Certainty Low/Medium



Full description (Required) Octal constants shall not be used. Zero is okay

Coding standards MISRA C:2004 7.1

(Required) Octal constants shall not be used. Zero is okay

Code examples The following code example fails the check and will give a warning:

```

void
func(void)
{
    int x = 077;
}

```


The following code example passes the check and will not give a warning about this issue:

```

void
func(void)
{
    int x = 63;
}


```

MISRAC2004-8.1


Synopsis	Functions were found that are used despite not having a valid prototype.
Enabled by default	Yes
Severity/Certainty	Medium/High 
Full description	(Required) Functions shall have prototype declarations and the prototype shall be visible at both the function definition and call.
Coding standards	CERT DCL31-C <p style="margin-left: 40px;">Declare identifiers before using them</p> MISRA C:2004 8.1 <p style="margin-left: 40px;">(Required) Functions shall have prototype declarations and the prototype shall be visible at both the function definition and call.</p>
Code examples	The following code example fails the check and will give a warning: <pre>void func2(void) { func(); }</pre> <p>The following code example passes the check and will not give a warning about this issue:</p> <pre>void func(void); void func2(void) { func(); }</pre>

MISRAC2004-8.2

Synopsis	An implicit <code>int</code> was found in a declaration.
Enabled by default	Yes


Severity/Certainty	Medium/High 
Full description	(Required) Whenever an object or function is declared or defined, its type shall be explicitly stated.
Coding standards	CERT DCL31-C <p style="padding-left: 40px;">Declare identifiers before using them</p> MISRA C:2004 8.2 <p style="padding-left: 40px;">(Required) Whenever an object or function is declared or defined, its type shall be explicitly stated.</p>
Code examples	The following code example fails the check and will give a warning: <pre>void func(void) { static y; }</pre> <p>The following code example passes the check and will not give a warning about this issue:</p> <pre>void func(void) { int x; }</pre>

MISRAC2004-8.5_a

Synopsis	A global variable is declared in a header file.
Enabled by default	Yes
Severity/Certainty	Medium/Medium 
Full description	(Required) There shall be no definitions of objects or functions in a header file.

Coding standards	MISRA C:2004 8.5 (Required) There shall be no definitions of objects or functions in a header file.
Code examples	The following code example fails the check and will give a warning: <pre> /* global_def.h contains: int global_variable; */ #include "global_def.h" </pre> <p>The following code example passes the check and will not give a warning about this issue:</p> <pre> /* global_decl.h contains: extern int global_variable; */ #include "global_decl.h" </pre>

MISRAC2004-8.5_b

Synopsis	One or more non-inlined functions are defined in header files.
Enabled by default	Yes
Severity/Certainty	Medium/Medium 
Full description	(Required) There shall be no definitions of objects or functions in a header file. One or more non-inlined functions are defined in header files. Header files should not be used to define functions, to make it clear that only C source files contain executable code. (A header file is any file that is included in a translation unit via the #include directive.)
Coding standards	MISRA C:2004 8.5 (Required) There shall be no definitions of objects or functions in a header file.
Code examples	The following code example fails the check and will give a warning:

```
#include "definition.h"
/* Contents of definition.h:

void definition(void) {
}

*/

void example(void) {
    definition();
}

```

The following code example passes the check and will not give a warning about this issue:

```
#include "declaration.h"
/* Contents of declaration.h:


void definition(void);

*/

void example(void) {
    definition();
}

```

MISRAC2004-8.12

Synopsis	External arrays are declared without their size being stated explicitly or defined implicitly by initialization.
Enabled by default	Yes
Severity/Certainty	Low/Medium 
Full description	(Required) When an array is declared with external linkage, its size shall be stated explicitly or defined implicitly by initialization.
Coding standards	MISRA C:2004 8.12 (Required) When an array is declared with external linkage, its size shall be stated explicitly or defined implicitly by initialization.

Code examples

The following code example fails the check and will give a warning:

```
extern int a[];
```

The following code example passes the check and will not give a warning about this issue:

```
extern int a[10];
extern int b[] = { 0, 1, 2 };
```

MISRAC2004-9.1_a

Synopsis

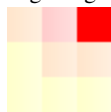
A variable is read before it is assigned a value, on all execution paths.

Enabled by default

Yes

Severity/Certainty

High/High



Full description

(Required) All automatic variables shall have been assigned a value before being used. A variable is read before it is assigned a value, on all execution paths. Different paths might result in reading a variable at different execution points. Whichever path is executed, uninitialized data is read, leading to unpredictable behavior.

Coding standards

CERT EXP33-C

Do not reference uninitialized memory

CWE 457

Use of Uninitialized Variable

MISRA C:2004 9.1

(Required) All automatic variables shall have been assigned a value before being used.

Code examples

The following code example fails the check and will give a warning:

```
int main(void) {
    int x;

    x++; //x is uninitialized

    return 0;
}
```


The following code example passes the check and will not give a warning about this issue:

```
int main(void) {
    int x = 0;

    x++;

    return 0;
}
```

MISRAC2004-9.1_b

Synopsis	On some execution paths, a variable is read before it is assigned a value.
Enabled by default	Yes
Severity/Certainty	High/Low 
Full description	(Required) All automatic variables shall have been assigned a value before being used. On some execution paths, a variable might be read before it is assigned a value, causing unpredictable behavior.
Coding standards	CWE 457 Use of Uninitialized Variable MISRA C:2004 9.1 (Required) All automatic variables shall have been assigned a value before being used.
Code examples	The following code example fails the check and will give a warning:

```
#include <stdlib.h>

int main(void) {
    int x, y;

    if (rand()) {
        x = 0;
    }

    y = x; //x may not be initialized

    return 0;
}
```

The following code example passes the check and will not give a warning about this issue:

```
#include <stdlib.h>

int main(void) {
    int x;

    if (rand()) {
        x = 0;
    }

    /* x never read */

    return 0;
}
```

MISRAC2004-9.1_c

Synopsis


An uninitialized or NULL pointer that is dereferenced was found.

Enabled by default

Yes

Severity/Certainty

High/Medium



Full description

(Required) All automatic variables shall have been assigned a value before being used. An uninitialized or NULL pointer that is dereferenced was found. This might cause

memory corruption or an application crash. Pointer values should always be initialized before being dereferenced.

Coding standards

CERT EXP33-C

Do not reference uninitialized memory

CWE 457

Use of Uninitialized Variable

CWE 824

Access of Uninitialized Pointer

MISRA C:2004 9.1

(Required) All automatic variables shall have been assigned a value before being used.

Code examples

The following code example fails the check and will give a warning:

```
void example(void) {
    int *p;
    *p = 4; //p is uninitialized
}
```

The following code example passes the check and will not give a warning about this issue:

```
void example(void) {
    int *p, a;
    p = &a;
    *p = 4; //OK - p holds a valid address
}
```

MISRAC2004-9.2

Synopsis

A non-zero array initialization was found that does not exactly match the structure of the array declaration.

Enabled by default

Yes


Severity/Certainty

Medium/Medium



Full description	(Required) Braces shall be used to indicate and match the structure in the non-zero initialization of arrays and structures.
Coding standards	MISRA C:2004 9.2 (Required) Braces shall be used to indicate and match the structure in the non-zero initialization of arrays and structures.
Code examples	The following code example fails the check and will give a warning: <pre>void example(void) { int y[3][4] = { { 1, 2, 3 }, { 4, 5, 6 } }; }</pre> The following code example passes the check and will not give a warning about this issue: <pre>void example(void) { int y[3][2] = { { 1, 2 }, { 3, 4 }, { 5, 6 } }; }</pre>

MISRAC2004-10.1_a

Synopsis	An expression of integer type was found that is implicitly converted to a narrower or differently signed underlying type.
Enabled by default	Yes
Severity/Certainty	Low/Medium 
Full description	(Required) The value of an expression of integer type shall not be implicitly converted to a different underlying type if: (a) it is not a conversion to a wider integer type of the same signedness.
Coding standards	MISRA C:2004 10.1 (Required) The value of an expression of integer type shall not be implicitly converted to a different underlying type if: a. it is not a conversion to a wider integer type of the same signedness, or b. the expression is complex, or c. the expression is not constant and is a function argument, or d. the expression is not constant and is a return expression.

Code examples

The following code example fails the check and will give a warning:

```
void example(void) {
    long pc[10];
    // integer narrowing from int -> short
    short x = pc[5];
}
```

The following code example passes the check and will not give a warning about this issue:

```
void example(void) {
    int pc[10];
    long x = pc[5];
}
```

MISRAC2004-10.1_b

Synopsis

A complex expression of integer type was found that is implicitly converted to a different underlying type.

Enabled by default

Yes

Severity/Certainty

Low/Medium



Full description

(Required) The value of an expression of integer type shall not be implicitly converted to a different underlying type if: (b) the expression is complex.

Coding standards

MISRA C:2004 10.1

(Required) The value of an expression of integer type shall not be implicitly converted to a different underlying type if: a. it is not a conversion to a wider integer type of the same signedness, or b. the expression is complex, or c. the expression is not constant and is a function argument, or d. the expression is not constant and is a return expression.

Code examples


The following code example fails the check and will give a warning:

```
void example(void) {
    int pc[10];
    // complex expression
    long long x = pc[5] + 5;
}
```

The following code example passes the check and will not give a warning about this issue:

```
void example(void) {
    int pc[10];
    // complex expression without an implicit cast.
    int x = pc[5] + 5;
}
```

MISRAC2004-10.1_c

Synopsis	A non-constant expression of integer type was found that is implicitly converted to a different underlying type in a function argument.
Enabled by default	Yes
Severity/Certainty	Low/Medium 
Full description	(Required) The value of an expression of integer type shall not be implicitly converted to a different underlying type if: (c) the expression is not constant and is a function argument.
Coding standards	MISRA C:2004 10.1 (Required) The value of an expression of integer type shall not be implicitly converted to a different underlying type if: a. it is not a conversion to a wider integer type of the same signedness, or b. the expression is complex, or c. the expression is not constant and is a function argument, or d. the expression is not constant and is a return expression.
Code examples	The following code example fails the check and will give a warning:

```
void function(long long argument);
```


```
void example(void) {
    int x = 4;
    function(x);
}
```

The following code example passes the check and will not give a warning about this issue:

```
void function(long argument);
```

```
void example(void) {
    function(4);
}
```

MISRAC2004-10.1_d


Synopsis	A non-constant expression of integer type was found that is implicitly converted to a different underlying type in a return expression.
Enabled by default	Yes
Severity/Certainty	Low/Medium 
Full description	(Required) The value of an expression of integer type shall not be implicitly converted to a different underlying type if: (d) the expression is not constant and is a return expression.
Coding standards	MISRA C:2004 10.1 <p>(Required) The value of an expression of integer type shall not be implicitly converted to a different underlying type if: a. it is not a conversion to a wider integer type of the same signedness, or b. the expression is complex, or c. the expression is not constant and is a function argument, or d. the expression is not constant and is a return expression.</p>
Code examples	The following code example fails the check and will give a warning:

```
long long example(void) {
    int x = 4;
    return x;
}
```

The following code example passes the check and will not give a warning about this issue:

```
long example(void) {
    return 4;
}
```


MISRA C2004-10.2_a

Synopsis	An expression of floating type was found that is implicitly converted to a narrower underlying type.
Enabled by default	Yes
Severity/Certainty	Low/Medium 
Full description	(Required) The value of an expression of floating type shall not be implicitly converted to a different underlying type if: (a) it is not a conversion to a wider floating type.
Coding standards	MISRA C:2004 10.2 (Required) The value of an expression of floating type shall not be implicitly converted to a different underlying type if: a. it is not a conversion to a wider floating type, or b. the expression is complex, or c. the expression is a function argument, or d. the expression is a return expression.
Code examples	The following code example fails the check and will give a warning: <pre>#if __FLOAT_SIZE__ == __DOUBLE_SIZE__ #error "IGNORE_TEST: double and float have same size" #endif void example(void) { double pc[10]; // integer narrowing from double -> float float x = pc[5]; }</pre>

The following code example passes the check and will not give a warning about this issue:


```
void example(void) {
    float pc[10];
    double x = pc[5];
}
```

MISRAC2004-10.2_b

Synopsis	An expression of floating type was found that is implicitly converted to a narrower underlying type.
Enabled by default	Yes
Severity/Certainty	Low/Medium 
Full description	(Required) The value of an expression of floating type shall not be implicitly converted to a different underlying type if: (b) the expression is complex.
Coding standards	MISRA C:2004 10.2 (Required) The value of an expression of floating type shall not be implicitly converted to a different underlying type if: a. it is not a conversion to a wider floating type, or b. the expression is complex, or c. the expression is a function argument, or d. the expression is a return expression.
Code examples	The following code example fails the check and will give a warning: <pre>#if __FLOAT_SIZE__ == __DOUBLE_SIZE__ #error "IGNORE_TEST: double and float have same size" #endif void example(void) { float pc[10]; // complex expression double x = pc[5] + 5; }</pre> <p>The following code example passes the check and will not give a warning about this issue:</p>

```
void example(void) {
    float pc[10];
    // complex expression without an implicit cast.
    float x = pc[5] + 5;
}
```


MISRAC2004-10.2_c

Synopsis	A non-constant expression of floating type was found that is implicitly converted to a different underlying type in a function argument.
Enabled by default	Yes
Severity/Certainty	Low/Medium 
Full description	(Required) The value of an expression of floating type shall not be implicitly converted to a different underlying type if: (c) the expression is not constant and is a function argument.
Coding standards	MISRA C:2004 10.2 (Required) The value of an expression of floating type shall not be implicitly converted to a different underlying type if: a. it is not a conversion to a wider floating type, or b. the expression is complex, or c. the expression is a function argument, or d. the expression is a return expression.
Code examples	The following code example fails the check and will give a warning: <pre>#if __FLOAT_SIZE__ == __DOUBLE_SIZE__ #error "IGNORE_TEST: double and float have same size" #endif void function(double argument); void example(void) { float x = 4; function(x); }</pre> <p>The following code example passes the check and will not give a warning about this issue:</p>

```
void function(double argument);


void example(void) {
    function(4.0);
}
```

MISRAC2004-10.2_d

Synopsis	A non-constant expression of floating type was found that is implicitly converted to a different underlying type in a return expression.
Enabled by default	Yes
Severity/Certainty	Low/Medium 
Full description	(Required) The value of an expression of floating type shall not be implicitly converted to a different underlying type if: (d) the expression is not constant and is a return expression.
Coding standards	MISRA C:2004 10.2 (Required) The value of an expression of floating type shall not be implicitly converted to a different underlying type if: a. it is not a conversion to a wider floating type, or b. the expression is complex, or c. the expression is a function argument, or d. the expression is a return expression.
Code examples	The following code example fails the check and will give a warning: <pre>#if __FLOAT_SIZE__ == __DOUBLE_SIZE__ #error "IGNORE_TEST: double and float have same size" #endif double example(void) { float x = 4; return x; }</pre> <p>The following code example passes the check and will not give a warning about this issue:</p>

```
double example(void) {
    return 4.0;
}
```

MISRAC2004-10.3

Synopsis	A complex expression of integer type was found that is cast to a wider or differently signed underlying type.
Enabled by default	Yes
Severity/Certainty	Low/Medium 
Full description	(Required) The value of a complex expression of integer type shall only be cast to a type that is not wider and of the same signedness as the underlying type of the expression.
Coding standards	MISRA C:2004 10.3 (Required) The value of a complex expression of integer type shall only be cast to a type that is not wider and of the same signedness as the underlying type of the expression.
Code examples	The following code example fails the check and will give a warning: <pre>void example(void) { int array[10]; // complex expression cannot change sign unsigned int x = (unsigned int)(array[5] + 5); } void example(void) { int s16a = 3; int s16b = 3; // arithmetic makes it a complex expression long long x = (long long)(s16a + s16b); } void example(void) { int array[10]; // complex expression cannot change type float x = (float)(array[5] + 5); }</pre>


The following code example passes the check and will not give a warning about this issue:

```
void example(void) {
    int array[10];
    // non-complex expression can change type
    float x = (float)(array[5]);
}
void example(void) {
    int array[10];

    // A non complex expression is considered safe
    long x = (long)(array[5]);
}
void example(void) {
    int array[10];

    // non-complex expressions can change sign
    unsigned int x = (unsigned int)(array[5]);
}
```

MISRAC2004-10.4

Synopsis	A complex expression of floating type was found that is cast to a wider or different underlying type.
Enabled by default	Yes
Severity/Certainty	Low/Medium 
Full description	(Required) The value of a complex expression of floating type shall only be cast to a floating type which is narrower or of the same size.
Coding standards	MISRA C:2004 10.4 <p>(Required) The value of a complex expression of floating type shall only be cast to a floating type which is narrower or of the same size.</p>
Code examples	The following code example fails the check and will give a warning:

```

void example(void) {
    float array[10];
    // complex expression cannot change type
    int x = (int)(array[5] + 5.0f);
}
#ifdef __FLOAT_SIZE__ == __DOUBLE_SIZE__
#error "IGNORE_TEST: double and float have same size"
#endif

void example(void) {
    float array[10];

    // arithmetic makes it a complex expression
    double x = (double)(array[5] + 3.0f);
}

```

The following code example passes the check and will not give a warning about this issue:

```

void example(void) {
    float array[10];

    // A non complex expression is considered safe
    double x = (double)(array[5]);
}

void example(void) {
    float array[10];
    // non-complex expression can change type
    int x = (int)(array[5]);
}

```

MISRAC2004-10.5

Synopsis

Detected a bitwise operation on unsigned char or unsigned short, that are not immediately cast to this type to ensure consistent truncation.

Enabled by default

Yes

Severity/Certainty

Low/Medium



Full description	(Required) If the bitwise operators <code>~</code> and <code><<</code> are applied to an operand of underlying type unsigned char or unsigned short, the result shall be immediately cast to the underlying type of the operand.
Coding standards	MISRA C:2004 10.5 (Required) If the bitwise operators <code>~</code> and <code><<</code> are applied to an operand of underlying type unsigned char or unsigned short, the result shall be immediately cast to the underlying type of the operand.
Code examples	<p>The following code example fails the check and will give a warning:</p> <pre> typedef unsigned char uint8_t; typedef unsigned short uint16_t; void example(void) { uint8_t port = 0x5aU; uint8_t result_8; uint16_t result_16; uint16_t mode; result_8 = (~port) >> 4; } typedef unsigned char uint8_t; typedef unsigned short uint16_t; void example(void) { uint8_t port = 0x5aU; uint8_t result_8; uint16_t result_16; uint8_t mode; result_16 = ((port << 4) & mode) >> 6; } </pre> <p>The following code example passes the check and will not give a warning about this issue:</p>

```

typedef unsigned char uint8_t;
typedef unsigned short uint16_t;

void example(void) {
    uint8_t port = 0x5aU;
    uint8_t result_8;
    uint16_t result_16;
    uint16_t mode;

    result_16 = ((uint16_t)((uint16_t)port << 4) & mode) >> 6;
}


typedef unsigned char uint8_t;
typedef unsigned short uint16_t;

void example(void) {
    uint8_t port = 0x5aU;
    uint8_t result_8;
    uint16_t result_16;
    uint16_t mode;

    result_8 = ((uint8_t)(~port)) >> 4;
    result_16 = ((uint16_t)(~(uint16_t)port)) >> 4;
}

```

MISRAC2004-10.6


Synopsis	Constants of unsigned type were found that do not have a U suffix.
Enabled by default	Yes
Severity/Certainty	Low/Low 
Full description	(Required) A U suffix shall be applied to all constants of unsigned type.
Coding standards	MISRA C:2004 10.6 (Required) A U suffix shall be applied to all constants of unsigned type.
Code examples	The following code example fails the check and will give a warning:

```
void example(void) {
    // 2147483648 -- does not fit in 31bits
    unsigned int x = 0x80000000;
}
```

The following code example passes the check and will not give a warning about this issue:

```
void example(void) {
    unsigned int x = 0x80000000u;
}
```

MISRAC2004-11.1

Synopsis	Conversions were found between a pointer to a function and a type other than an integral type.
Enabled by default	Yes
Severity/Certainty	Medium/Medium 
Full description	(Required) Conversions shall not be performed between a pointer to a function and any type other than an integral type.
Coding standards	MISRA C:2004 11.1 <p>(Required) Conversions shall not be performed between a pointer to a function and any type other than an integral type.</p>
Code examples	The following code example fails the check and will give a warning: <pre>#include <stdlib.h> void example(void) { int (*fp_ptr)(int,int); (int*)fp_ptr; }</pre>

The following code example passes the check and will not give a warning about this issue:

```
#include <stdlib.h>

void example(void) {

    int (*fptr)(int,int);

    (int )fptr;

}
```

MISRAC2004-11.3

Synopsis

A cast between a pointer type and an integral type was found.

Enabled by default

No

Severity/Certainty

Low/Medium



Full description

(Advisory) A cast should not be performed between a pointer type and an integral type.

Coding standards

MISRA C:2004 11.3

(Advisory) A cast should not be performed between a pointer type and an integral type.

Code examples

The following code example fails the check and will give a warning:

```
void example(void) {

    int *p;
    int x;

    x = (int)p;


}
```

The following code example passes the check and will not give a warning about this issue:

```
void example(void) {
    int *p;
    int *x;

    x = p;
}
```


MISRAC2004-11.4

Synopsis	A pointer to object type was found that is cast to a pointer to different object type.
Enabled by default	No
Severity/Certainty	Low/Medium 
Full description	(Advisory) A cast should not be performed between a pointer to object type and a different pointer to object type. Conversions of this type might be invalid if the new pointer type required a stricter alignment.
Coding standards	MISRA C:2004 11.4 <p>(Advisory) A cast should not be performed between a pointer to object type and a different pointer to object type.</p>
Code examples	The following code example fails the check and will give a warning: <pre>typedef unsigned int uint32_t; typedef unsigned char uint8_t; void example(void) { uint8_t * p1; uint32_t * p2; p2 = (uint32_t *)p1; }</pre> <p>The following code example passes the check and will not give a warning about this issue:</p>

```
typedef unsigned int uint32_t;
typedef unsigned char uint8_t;

void example(void) {
    uint8_t * p1;
    uint8_t * p2;
    p2 = (uint8_t *)p1;
}
```

MISRAC2004-11.5

Synopsis	Casts were found that that remove any const or volatile qualification.
Enabled by default	Yes
Severity/Certainty	Low/High 
Full description	(Required) A cast shall not be performed that removes any const or volatile qualification from the type addressed by a pointer. This violates the principle of type qualification. (This check does not look for changes to the qualification of the pointer during the cast.)
Coding standards	MISRA C:2004 11.5 (Required) A cast shall not be performed that removes any const or volatile qualification from the type addressed by a pointer.
Code examples	The following code example fails the check and will give a warning: <pre>typedef unsigned short uint16_t; void example(void) { uint16_t x; const uint16_t * pci; /* pointer to const int */ uint16_t * pi; /* pointer to int */ pi = (uint16_t *)pci; // not compliant } The following code example passes the check and will not give a warning about this issue:</pre>


```

typedef unsigned short uint16_t;

void example(void) {


    uint16_t x;
    uint16_t * const cpi = &x; /* const pointer to int */
    uint16_t * pi;          /* pointer to int */

    pi = cpi; // compliant - no cast required

}

```


MISRAC2004-12.1

Synopsis	Expressions were found without parentheses, making the operator precedence implicit instead of explicit.
Enabled by default	No
Severity/Certainty	Medium/Medium 
Full description	(Advisory) Limited dependence should be placed on the C operator precedence rules in expressions.
Coding standards	MISRA C:2004 12.1 (Advisory) Limited dependence should be placed on the C operator precedence rules in expressions.
Code examples	The following code example fails the check and will give a warning: <pre> void example(void) { int i; int j; int k; int result; result = i + j * k; } </pre> <p>The following code example passes the check and will not give a warning about this issue:</p>

```
void example(void) {
    int i;
    int j;
    int k;
    int result;

    result = i + (j - k);
}
```

MISRAC2004-12.2_a

Synopsis	Expressions were found that depend on the order of evaluation.
Enabled by default	Yes
Severity/Certainty	Medium/High 
Full description	<p>(Required) The value of an expression shall be the same under any order of evaluation that the standard permits. Expressions were found that depend on the order of evaluation between two consecutive sequence points. This creates a problem with portability between architectures or compilers, and with debugging ported projects. Only four operators have a guaranteed order of evaluation: logical AND (<code>a && b</code>) evaluates the left operand, then the right operand only if the left is found to be true; logical OR (<code>a b</code>) evaluates the left operand, then the right operand only if the left is found to be false; a ternary conditional (<code>a ? b : c</code>) evaluates the first operand, then either the second or the third, depending on whether the first is found to be true or false; and a comma (<code>a , b</code>) evaluates its left operand before its right.</p>
Coding standards	CERT EXP10-C Do not depend on the order of evaluation of subexpressions or the order in which side effects take place CERT EXP30-C Do not depend on order of evaluation between sequence points CWE 696 Incorrect Behavior Order MISRA C:2004 12.2

(Required) The value of an expression shall be the same under any order of evaluation that the standard permits.

Code examples

The following code example fails the check and will give a warning:

```
int main(void) {
    int i = 0;

    i = i * i++; //unspecified order of operations

    return 0;
}
```


The following code example passes the check and will not give a warning about this issue:

```
int main(void) {
    int i = 0;
    int x = i;

    i++;
    x = x * i; //OK - statement is broken up

    return 0;
}
```

MISRAC2004-12.2_b

Synopsis	More than one read access with volatile-qualified type was found within one sequence point.
Enabled by default	Yes
Severity/Certainty	Medium/High 
Full description	(Required) The value of an expression shall be the same under any order of evaluation that the standard permits.
Coding standards	CERT EXP10-C <p>Do not depend on the order of evaluation of subexpressions or the order in which side effects take place</p>

CERT EXP30-C

Do not depend on order of evaluation between sequence points

CWE 696

Incorrect Behavior Order

MISRA C:2004 12.2

(Required) The value of an expression shall be the same under any order of evaluation that the standard permits.

Code examples

The following code example fails the check and will give a warning:

```
#include "mc2_types.h"
#include "mc2_header.h"

void example(void) {
    uint16_t x;
    volatile uint16_t v;
    x = v + v;
}
```

The following code example passes the check and will not give a warning about this issue:

```
int main(void) {
    int i = 0;
    int x = i;

    i++;
    x = x * i; //OK - statement is broken up

    return 0;
}
```


MISRAC2004-12.2_c

Synopsis

More than one modification access with volatile-qualified type was found within one sequence point.

Enabled by default


Yes

Severity/Certainty	<p>Medium/High</p> 
Full description	<p>(Required) The value of an expression shall be the same under any order of evaluation that the standard permits.</p>
Coding standards	<p>CERT EXP10-C</p> <p style="padding-left: 40px;">Do not depend on the order of evaluation of subexpressions or the order in which side effects take place</p> <p>CERT EXP30-C</p> <p style="padding-left: 40px;">Do not depend on order of evaluation between sequence points</p> <p>CWE 696</p> <p style="padding-left: 40px;">Incorrect Behavior Order</p> <p>MISRA C:2004 12.2</p> <p style="padding-left: 40px;">(Required) The value of an expression shall be the same under any order of evaluation that the standard permits.</p>
Code examples	<p>The following code example fails the check and will give a warning:</p> <pre>#include "mc2_types.h" #include "mc2_header.h" void example(void) { uint16_t x; volatile uint16_t v, w; v = w = x; }</pre> <p>The following code example passes the check and will not give a warning about this issue:</p>

```
#include <stdbool.h>
void InitializeArray(int *);
const int *example(void)
{
    static volatile bool s_initialized = false;
    static int s_array[256];

    if (!s_initialized)
    {
        InitializeArray(s_array);
        s_initialized = true;
    }
    return s_array;
}
```

MISRAC2004-12.3


Synopsis	Sizeof expressions were found that contain side effects.
Enabled by default	Yes
Severity/Certainty	Medium/Medium 
Full description	(Required) The sizeof operator shall not be used on expressions that contain side effects. The sizeof operator was found used on expressions that contain side effects. This might make it look as if the expression will be evaluated, but because sizeof only operates on the type of the expression, the expression itself is not evaluated.
Coding standards	CERT EXP06-C Operands to the sizeof operator should not contain side effects CERT EXP06-CPP Operands to the sizeof operator should not contain side effects MISRA C:2004 12.3 (Required) The sizeof operator shall not be used on expressions that contain side effects.
Code examples	The following code example fails the check and will give a warning:

```
void example(void) {
    int i;
    int size = sizeof(i++);
}
```

The following code example passes the check and will not give a warning about this issue:


```
void example(void) {
    int i;
    int size = sizeof(i);
    i++;
}
```

MISRAC2004-12.4

Synopsis	Right-hand operands of && or were found that contain side effects.
Enabled by default	Yes
Severity/Certainty	Medium/Medium 
Full description	(Required) The right-hand operand of a logical && or operator shall not contain side effects.
Coding standards	CWE 768 Incorrect Short Circuit Evaluation MISRA C:2004 12.4 (Required) The right-hand operand of a logical && or operator shall not contain side effects.
Code examples	The following code example fails the check and will give a warning: <pre>void example(void) { int i; int size = rand() && i++; }</pre> <p>The following code example passes the check and will not give a warning about this issue:</p>

```
void example(void) {
    int i;
    int size = rand() && i;
}
```

MISRAC2004-12.6_a

Synopsis	Operands of logical operators (&&, , and !) were found that are not effectively Boolean.
Enabled by default	No
Severity/Certainty	Low/Medium 
Full description	(Advisory) The operands of logical operators (&&, , and !) should be effectively boolean.
Coding standards	MISRA C:2004 12.6 <p>(Advisory) The operands of logical operators (&&, , and !) should be effectively boolean. Expressions that are effectively boolean should not be used as operands to operators other than (&&, , !, =, ==, !=, and ?:).</p>
Code examples	The following code example fails the check and will give a warning:


```

void func(int * ptr)
{
    if (!ptr) {}
}
void func()
{
    if (!0) {}
}
void example(void) {
    int x = 0;
    int y = 1;
    int a = x || y << 2;
}
void example(void) {
    int x = 0;
    int y = 1;
    int a = 5;
    (a + (x || y)) ? example() : example();
}
void example(void) {
    int x = 5;
    int y = 11;
    if (x || y) {
    }
}
void example(void) {

    int d, c, b, a;

    d = ( c & a ) && b;

}

```

The following code example passes the check and will not give a warning about this issue:

```

bool test()
{
    return true;
}

void example(void) {
    if(test()) {}
}
typedef charboolean_t; /* Compliant: Boolean-by-enforcement */

void example(void)
{
    boolean_t d;
    boolean_t c = 1;
    boolean_t b = 0;
    boolean_t a = 1;

    d = ( c && a ) && b;
}

void func(bool * ptr)
{
    if (*ptr) {}
}
typedef intboolean_t;

void example(void) {
    boolean_t x = 0;
    boolean_t y = 1;
    boolean_t a = 0;
    if (a && (x || y)) {
    }
}

void example(void) {
    int x = 0;
    int y = 1;
    int a = x == y;
}
#include <stdbool.h>

void example(void) {
    bool x = false;
    bool y = true;
    if (x || y) {
    }
}
typedef charboolean_t;


```

```

void example(void) {
    boolean_t x = 0;
    boolean_t y = 1;
    boolean_t a = x || y;
    a ? example() : example();
}

```

MISRAC2004-12.6_b

Synopsis	Uses of arithmetic operators on Boolean operands were found.
Enabled by default	No
Severity/Certainty	Low/Low 
Full description	(Advisory) Expressions that are effectively boolean should not be used as operands to operators other than (&&, , !, =, ==, !=, and ?:).
Coding standards	MISRA C:2004 12.6 (Advisory) The operands of logical operators (&&, , and !) should be effectively boolean. Expressions that are effectively boolean should not be used as operands to operators other than (&&, , !, =, ==, !=, and ?:).
Code examples	The following code example fails the check and will give a warning:

```
void func(bool b)
{
    bool x;
    bool y;
    y = x % b;
}
void example(void) {
    int x = 0;
    int y = 1;
    int a = 5;
    (a + (x || y)) ? example() : example();
}
void example(void) {
    int x = 0;
    int y = 1;
    int a = (x == y) << 2;
}
```

The following code example passes the check and will not give a warning about this issue:

```
int
isgood(int ch)
{
    return (ch & 0x80) == 0;
}

int example(int r, int f1, int f2)
{
    if (r && f1 == f2)
        return 1;
    else
        return 0;
}

bool test()
{
    return true;
}

void example(void) {
    if(test()) {}
}

typedef charboolean_t; /* Compliant: Boolean-by-enforcement */

void example(void)
{
    boolean_t d;
    boolean_t c = 1;
    boolean_t b = 0;
    boolean_t a = 1;

    d = ( c && a ) && b;
}

class foo {
    int val;
public:
    bool operator==(const foo &rhs) const { return val == rhs.val;
}
};

int example(bool r, const foo &f1, const foo &f2)
{
    if (r && f1 == f2)
        return 1;
    else
        return 0;
}
```

```

void func(bool * ptr)
{
    if (*ptr) {}
}
void func()
{
    bool x;
    bool y;
    y = x && y;
}
typedef intboolean_t;

void example(void) {
    boolean_t x = 0;
    boolean_t y = 1;
    boolean_t a = 0;
    if (a && (x || y)) {
    }
}
void example(void) {
    int x = 0;
    int y = 1;
    int a = x == y;
}
#include <stdbool.h>

void example(void) {
    bool x = false;
    bool y = true;
    if (x || y) {
    }
}
typedef charboolean_t;
void example(void) {
    boolean_t x = 0;
    boolean_t y = 1;
    boolean_t a = x || y;
    a ? example() : example();
}

```


MISRAC2004-12.7

Synopsis

Applications of bitwise operators to signed operands were found.


Enabled by default

Yes

Severity/Certainty	Low/Medium 
Full description	(Required) Bitwise operators shall not be applied to operands whose underlying type is signed.
Coding standards	CERT INT13-C Use bitwise operators only on unsigned operands MISRA C:2004 12.7 (Required) Bitwise operators shall not be applied to operands whose underlying type is signed.
Code examples	The following code example fails the check and will give a warning: <pre>void example(void) { int x = -(1U); x ^ 1; x & 0x7F; ((unsigned int)x) & 0x7F; }</pre> The following code example passes the check and will not give a warning about this issue: <pre>void example(void) { int x = -1; ((unsigned int)x) ^ 1U; 2U ^ 1U; ((unsigned int)x) & 0x7FU; ((unsigned int)x) & 0x7FU; }</pre>

MISRAC2004-12.8

Synopsis	Shifts were found where the right-hand operand might be negative, or too large.
Enabled by default	Yes


Severity/Certainty	<p>Medium/Medium</p> 
Full description	<p>(Required) The right-hand operand of a shift operator shall lie between zero and one less than the width in bits of the underlying type of the left-hand operand. Shifts were found where the right-hand operand might be negative, or too large. This check is for all platforms. This causes undefined behavior; the code might or might not work as intended.</p>
Coding standards	<p>CERT INT34-C</p> <p style="padding-left: 40px;">Do not shift a negative number of bits or more bits than exist in the operand</p> <p>CWE 682</p> <p style="padding-left: 40px;">Incorrect Calculation</p> <p>MISRA C:2004 12.8</p> <p style="padding-left: 40px;">(Required) The right-hand operand of a shift operator shall lie between zero and one less than the width in bits of the underlying type of the left-hand operand.</p>
Code examples	<p>The following code example fails the check and will give a warning:</p> <pre> unsigned int foo(unsigned long long x, unsigned int y) { int shift = 65; // too big return 3ULL << shift; } unsigned int foo(unsigned int x, unsigned int y) { int shift = 33; // too big return 3U << shift; } </pre> <p>The following code example passes the check and will not give a warning about this issue:</p>


```

unsigned int foo(unsigned int x)
{
    int y = 1; // OK - this is within the correct range
    return x << y;
}
unsigned int foo(unsigned long long x)
{
    int y = 63; // ok
    return x << y;
}

```


MISRAC2004-12.9

Synopsis	Uses of unary minus on unsigned expressions were found.
Enabled by default	Yes
Severity/Certainty	Low/Medium 
Full description	(Required) The unary minus operator shall not be applied to an expression whose underlying type is unsigned.
Coding standards	MISRA C:2004 12.9 <p>(Required) The unary minus operator shall not be applied to an expression whose underlying type is unsigned.</p>
Code examples	The following code example fails the check and will give a warning: <pre> void example(void) { unsigned int max = -1U; // use max = ~0U; } </pre> <p>The following code example passes the check and will not give a warning about this issue:</p> <pre> void example(void) { int neg_one = -1; } </pre>


MISRAC2004-12.10

Synopsis	Uses of the comma operator were found.
Enabled by default	Yes
Severity/Certainty	Low/High 
Full description	(Required) The comma operator shall not be used.
Coding standards	MISRA C:2004 12.10 (Required) The comma operator shall not be used.
Code examples	<p>The following code example fails the check and will give a warning:</p> <pre>#include <string.h> void reverse(char *string) { int i, j; j = strlen(string); for (i = 0; i < j; i++, j--) { char temp = string[i]; string[i] = string[j]; string[j] = temp; } }</pre> <p>The following code example passes the check and will not give a warning about this issue:</p> <pre>#include <string.h> void reverse(char *string) { int i; int length = strlen(string); int half_length = length / 2; for (i = 0; i < half_length; i++) { int opposite = length - i; char temp = string[i]; string[i] = string[opposite]; string[opposite] = temp; } }</pre>

MISRAC2004-12.11

Synopsis	Found a constant unsigned integer expression that overflows.
Enabled by default	No
Severity/Certainty	Medium/Medium 
Full description	(Advisory) Evaluation of constant unsigned integer expressions should not lead to wrap-around.
Coding standards	MISRA C:2004 12.11 (Advisory) Evaluation of constant unsigned integer expressions should not lead to wrap-around.
Code examples	The following code example fails the check and will give a warning: <pre>void example(void) { (0xFFFFFFFF + 1u); }</pre> The following code example passes the check and will not give a warning about this issue: <pre>void example(void) { 0x7FFFFFFF + 0; }</pre>


MISRAC2004-12.12_a

Synopsis	Found a read access to a field of a union following a write access to a different field, which effectively re-interprets the bit pattern with a different type.
Enabled by default	Yes
Severity/Certainty	Medium/High 


Full description	(Required) The underlying bit representations of floating-point values shall not be used. To reinterpret bit patterns deliberately, use an explicit cast.
Coding standards	<p>CERT EXP39-C</p> <p style="padding-left: 40px;">Do not access a variable through a pointer of an incompatible type</p> <p>CWE 188</p> <p style="padding-left: 40px;">Reliance on Data/Memory Layout</p> <p>MISRA C:2004 12.12</p> <p style="padding-left: 40px;">(Required) The underlying bit representations of floating-point values shall not be used.</p>
Code examples	<p>The following code example fails the check and will give a warning:</p> <pre>union name { int int_field; float float_field; }; void example(void) { union name u; u.int_field = 10; float f = u.float_field; }</pre> <p>The following code example passes the check and will not give a warning about this issue:</p> <pre>union name { int int_field; float float_field; }; void example(void) { union name u; u.int_field = 10; float f = u.int_field; }</pre>

MISRAC2004-12.12_b

Synopsis	An expression was found that provides access to the bit representation of a floating-point variable.
----------	--

Enabled by default	Yes
Severity/Certainty	Medium/Medium 
Full description	(Required) The underlying bit representations of floating-point values shall not be used.
Coding standards	MISRA C:2004 12.12 (Required) The underlying bit representations of floating-point values shall not be used.
Code examples	The following code example fails the check and will give a warning: <pre>void example(float f) { int * x = (int *)&f; int i = *x; }</pre> The following code example passes the check and will not give a warning about this issue: <pre>void example(float f) { int i = (int)f; }</pre>

MISRAC2004-12.13

Synopsis	Uses of the increment (++) and decrement (--) operators were found mixed with other operators in an expression.
Enabled by default	No
Severity/Certainty	Low/Medium 
Full description	(Advisory) The increment (++) and decrement (--) operators should not be mixed with other operators in an expression.
Coding standards	MISRA C:2004 12.13

(Advisory) The increment (++) and decrement (--) operators should not be mixed with other operators in an expression.

Code examples

The following code example fails the check and will give a warning:

```
void example(char *src, char *dst) {
    while ((*src++ = *dst++));
}
```

The following code example passes the check and will not give a warning about this issue:

```
void example(char *src, char *dst) {
    while (*src) {
        *dst = *src;
        src++;
        dst++;
    }
}
```

MISRAC2004-13.1

Synopsis

Assignment operators were found in expressions that yield a Boolean value.

Enabled by default

Yes

Severity/Certainty

Low/Medium



Full description

(Required) Assignment operators shall not be used in expressions that yield a boolean value.

Coding standards

MISRA C:2004 13.1

(Required) Assignment operators shall not be used in expressions that yield a boolean value.

Code examples


The following code example fails the check and will give a warning:

```
void example(void) {
    int result;
    if (result = condition()) {
    }
}
```

The following code example passes the check and will not give a warning about this issue:

```
void example(void) {
    int result = condition();
    if (result) {
    }
}
```

MISRAC2004-13.2_a

Synopsis	Non-Boolean termination conditions were found in do ... while statements.
Enabled by default	No
Severity/Certainty	Low/Medium 
Full description	(Advisory) Tests of a value against zero should be made explicit, unless the operand is effectively boolean.
Coding standards	MISRA C:2004 13.2 (Advisory) Tests of a value against zero should be made explicit, unless the operand is effectively boolean.
Code examples	The following code example fails the check and will give a warning: <pre>typedef int int32_t; int32_t func(); void example(void) { do { } while (func()); }</pre>

The following code example passes the check and will not give a warning about this issue:

```
#include <stddef.h>

int * fn()
{
    int * ptr;
    return ptr;
}

int fn2()
{
    return 5;
}

bool fn3()
{
    return true;
}


void example(void)
{
    while (int *ptr = fn() ) // Compliant by exception
    {}

    do
    {
        int *ptr = fn();
        if ( NULL == ptr )
        {
            break;
        }
    }
    while (true); // Compliant

    while (int len = fn2() ) // Compliant by exception
    {}

    if (int *p = fn()) {} // Compliant by exception
    if (int len = fn2() ) {} // Compliant by exception
    if (bool flag = fn3()) {} // Compliant
}
}
```


MISRAC2004-13.2_b

Synopsis	Non-boolean termination conditions were found in <code>for</code> loops.
Enabled by default	No
Severity/Certainty	Medium/Medium 
Full description	(Advisory) Tests of a value against zero should be made explicit, unless the operand is effectively boolean.
Coding standards	MISRA C:2004 13.2 <p>(Advisory) Tests of a value against zero should be made explicit, unless the operand is effectively boolean.</p>
Code examples	The following code example fails the check and will give a warning: <pre>void example(void) { for (int x = 10;x;--x) {} }</pre> <p>The following code example passes the check and will not give a warning about this issue:</p>

```

#include <stddef.h>

int * fn()
{
    int * ptr;
    return ptr;
}

int fn2()
{
    return 5;
}

bool fn3()
{
    return true;
}

void example(void)
{
    for (fn(); fn3(); fn2()) // Compliant
    {}

    for (fn(); true; fn()) // Compliant
    {
        int *ptr = fn();
        if ( NULL == ptr )
        {
            break;
        }
    }

    for (int len = fn2(); len < 10; len++) // Compliant
    ;
}

```

MISRAC2004-13.2_c

Synopsis

Non-Boolean conditions were found in `if` statements.

Enabled by default

No

Severity/Certainty

Low/Medium



Full description

(Advisory) Tests of a value against zero should be made explicit, unless the operand is effectively boolean.

Coding standards

MISRA C:2004 13.2

(Advisory) Tests of a value against zero should be made explicit, unless the operand is effectively boolean.

Code examples

The following code example fails the check and will give a warning:

```
void example(void)
{
    int u8;
    if (u8) {}
}
```

The following code example passes the check and will not give a warning about this issue:

```

#include <stddef.h>

int * fn()
{
    int * ptr;
    return ptr;
}

int fn2()
{
    return 5;
}

bool fn3()
{
    return true;
}

void example(void)
{
    while (int *ptr = fn() ) // Compliant by exception
    {}

    do
    {
        int *ptr = fn();
        if ( NULL == ptr )
        {
            break;
        }
    }
    while (true); // Compliant


    while (int len = fn2() ) // Compliant by exception
    {}

    if (int *p = fn()) {} // Compliant by exception
    if (int len = fn2() ) {} // Compliant by exception
    if (bool flag = fn3()) {} // Compliant
}

```

MISRAC2004-13.2_d

Synopsis	Non-Boolean termination conditions were found in <code>while</code> statements.
Enabled by default	No

Severity/Certainty	Low/Medium 
Full description	(Advisory) Tests of a value against zero should be made explicit, unless the operand is effectively boolean.
Coding standards	MISRA C:2004 13.2 (Advisory) Tests of a value against zero should be made explicit, unless the operand is effectively boolean.
Code examples	The following code example fails the check and will give a warning: <pre>void example(void) { int u8; while (u8) {} }</pre> The following code example passes the check and will not give a warning about this issue:

```

#include <stddef.h>

int * fn()
{
    int * ptr;
    return ptr;
}

int fn2()
{
    return 5;
}

bool fn3()
{
    return true;
}

void example(void)
{
    while (int *ptr = fn() ) // Compliant by exception
    {}

    do
    {
        int *ptr = fn();
        if ( NULL == ptr )
        {
            break;
        }
    }
    while (true); // Compliant


    while (int len = fn2() ) // Compliant by exception
    {}

    if (int *p = fn()) {} // Compliant by exception
    if (int len = fn2() ) {} // Compliant by exception
    if (bool flag = fn3()) {} // Compliant
}


```

MISRAC2004-13.2_e

Synopsis	Non-Boolean operands to the conditional (? :) operator were found.
Enabled by default	No

Severity/Certainty	Low/Medium 
Full description	(Advisory) Tests of a value against zero should be made explicit, unless the operand is effectively boolean.
Coding standards	MISRA C:2004 13.2 (Advisory) Tests of a value against zero should be made explicit, unless the operand is effectively boolean.
Code examples	The following code example fails the check and will give a warning: <pre>void example(int x) { int z; z = x ? 1 : 2; //x is an int, not a bool }</pre> The following code example passes the check and will not give a warning about this issue: <pre>void example(int x) { int z; z = x + 0 > 3 ? 1 : 2; //OK - the condition is a comparison } void example(bool b) { int x; x = b ? 1 : 2; //OK - b is a bool }</pre>

MISRAC2004-13.3

Synopsis	Floating-point comparisons using == or != were found.
Enabled by default	Yes
Severity/Certainty	Low/High 

Full description (Required) Floating-point expressions shall not be tested for equality or inequality. Floating-point comparisons using == or != were found. This might be evaluated incorrectly, especially if either of the floats have been operated on arithmetically.

Coding standards

CERT FLP06-C

Understand that floating-point arithmetic in C is inexact

CERT FLP35-CPP

Take granularity into account when comparing floating point values

MISRA C:2004 13.3

(Required) Floating-point expressions shall not be tested for equality or inequality.

Code examples

The following code example fails the check and will give a warning:

```
int main(void)
{
    float f = 3.0;
    int i = 3;

    if (f == i) //comparison of a float and an int
        ++i;

    return 0;
}
```

The following code example passes the check and will not give a warning about this issue:

```
int main(void)
{
    int i = 60;
    char c = 60;


    if (i == c)
        ++i;

    return 0;
}
```


MISRAC2004-13.4

Synopsis

Floating-point values were found in the controlling expression of a for statement.

Enabled by default	Yes
Severity/Certainty	Low/Medium 
Full description	(Required) The controlling expression of a for statement shall not contain any objects of floating type.
Coding standards	MISRA C:2004 13.4 (Required) The controlling expression of a for statement shall not contain any objects of floating type.
Code examples	The following code example fails the check and will give a warning: <pre>void example(int input, float f) { int i; for (i = 0; i < input && f < 0.1f; ++i) { } }</pre> <p>The following code example passes the check and will not give a warning about this issue:</p> <pre>void example(int input, float f) { int i; int f_condition = f < 0.1f; for (i = 0; i < input && f_condition; ++i) { f_condition = f < 0.1f; } }</pre>

MISRAC2004-13.5

Synopsis	A for loop counter variable is not initialized in the for loop.
Enabled by default	Yes
Severity/Certainty	High/Medium 

Full description (Required) The three expressions of a for statement shall be concerned only with loop control. been initialized in the `for` loop header. When a counter is used in a loop, it should be initialized. If not, the loop may iterate a very large number of times, or not at all. This check will not warn about uninitialized variables that are not used as counters.

Coding standards MISRA C:2004 13.5
 (Required) The three expressions of a for statement shall be concerned only with loop control.

Code examples The following code example fails the check and will give a warning:

```
int example(void) {
    int i, x = 10;

    /* 'i' used as a counter, not initialized */
    for ( ; i < 10; i++) {
        x++;
    }

    return x;
}
```

The following code example passes the check and will not give a warning about this issue:

```
int example(void) {
    int i, x = 10;

    /* 'i' initialized in loop header */
    for (i = 0; i < 10; i++) {
        x++;
    }

    return x;
}
```

MISRAC2004-13.6

Synopsis A `for` loop counter variable was found that is modified in the body of the loop.

Enabled by default Yes

Severity/Certainty

Low/High



Full description

(Required) Numeric variables being used within a for loop for iteration counting shall not be modified in the body of the loop. statement) should not be assigned to in the body of the for loop. While it's legal to modify the loop counter within the body of a `for` loop (in place of a `while` loop), the conventional use of a `for` loop is to iterate over a predetermined range, incrementing the loop counter once per iteration. Modification of the loop counter within the `for` loop body is probably accidental, and could result in erroneous behavior or an infinite loop.

Coding standards

MISRA C:2004 13.6

(Required) Numeric variables being used within a for loop for iteration counting shall not be modified in the body of the loop.

Code examples

The following code example fails the check and will give a warning:

```
int main(void) {
    int i;

    /* i is incremented inside the loop body */
    for (i = 0; i < 10; i++) {
        i = i + 1;
    }

    return 0;
}
```


The following code example passes the check and will not give a warning about this issue:

```
int main(void) {
    int i;
    int x = 0;

    for (i = 0; i < 10; i++) {
        x = i + 1;
    }

    return 0;
}
```

MISRAC2004-13.7_a

Synopsis	A comparison using ==, <, <=, >, or >= was found that always evaluates to true.
Enabled by default	Yes
Severity/Certainty	Low/Medium 
Full description	(Required) Boolean operations whose results are invariant shall not be permitted. A comparison using ==, <, <=, >, or >= is always true, given the values of the arguments of the comparison operator. This often occurs because literal values or macros have been used on one or both sides of the operator. Double-check that the operands and the code logic are correct.
Coding standards	CWE 571 <p style="text-align: center;">Expression is Always True</p> MISRA C:2004 13.7 <p style="text-align: center;">(Required) Boolean operations whose results are invariant shall not be permitted.</p>
Code examples	The following code example fails the check and will give a warning: <pre>int example(void) { int x = 42; if (x == 42) { //always true return 0; } return 1; }</pre> <p>The following code example passes the check and will not give a warning about this issue:</p>

```

int example(void) {
    int x = 42;


    if (rand()) {
        x = 40;
    }

    if (x == 42) { //OK - may not be true
        return 0;
    }

    return 1;
}

```

MISRAC2004-13.7_b

Synopsis	A comparison using ==, <, <=, >, or >= was found that always evaluates to false.
Enabled by default	Yes
Severity/Certainty	Low/Medium 
Full description	(Required) Boolean operations whose results are invariant shall not be permitted. A comparison using ==, <, <=, >, or >= is always false, based on the values of the arguments of the comparison operator. This often occurs because literal values or macros have been used on one or both sides of the operator. Double-check that the operands and the code logic are correct.
Coding standards	CWE 570 <p style="text-align: center;">Expression is Always False</p> MISRA C:2004 13.7 <p style="text-align: center;">(Required) Boolean operations whose results are invariant shall not be permitted.</p>
Code examples	The following code example fails the check and will give a warning:

```
int example(void) {
    int x = 10;

    if (x < 10) { //never true
        return 1;
    }

    return 0;
}
```


The following code example passes the check and will not give a warning about this issue:

```
int example(int x) {

    if (x < 10) { //OK - may be true
        return 1;
    }

    return 0;
}
```

MISRAC2004-14.1

Synopsis	A part of the application is not executed on any of the execution paths.
Enabled by default	Yes
Severity/Certainty	Low/Medium 
Full description	(Required) There shall be no unreachable code. A part of the application is not executed on any of the execution paths. This might indicate problems with the application's branching structure.
Coding standards	CERT MSC07-C Detect and remove dead code CWE 561 Dead Code MISRA C:2004 14.1

(Required) There shall be no unreachable code.

Code examples

The following code example fails the check and will give a warning:

```
#include <stdio.h>

int f(int mode) {
    switch (mode) {
        case 0:
            return 1;
            printf("Hello!"); // This line cannot execute.
        default:
            return -1;
    }
}
```

The following code example passes the check and will not give a warning about this issue:

```
#include <stdio.h>

int f(int mode) {
    switch (mode) {
        case 0:
            printf("Hello!"); // This line can execute.
            return 1;
        default:
            return -1;
    }
}
```

MISRAC2004-14.2

Synopsis

A statement was found that potentially contains no side effects.

Enabled by default

Yes

Severity/Certainty

Low/Medium



Full description

(Required) All non-null statements shall either have at least one side effect however executed, or cause control flow to change.

Coding standards

CERT MSC12-C

Detect and remove code that has no effect

CWE 482

Comparing instead of Assigning

MISRA C:2004 14.2

(Required) All non-null statements shall either have at least one side effect however executed, or cause control flow to change.

Code examples

The following code example fails the check and will give a warning:

```
void example(void) {  
    int x = 1;  
    x = 2;  
    x < x;  
}
```

The following code example passes the check and will not give a warning about this issue:


```

#include <string>
#include "iar.h"

void f();
template<class T>
struct X {
    int x;

    int get() const {
        return x;
    }

    X(int y) :
        x(y) {}

};

typedef X<int> intX;

void example(void) {
    /* everything below has a side-effect */
    int i=0;
    f();
    (void)f();
    ++i;
    i+=1;
    i++;
    char *p = "test";
    STD string s;
    s.assign(p);
    STD string *ps = &s;
    ps -> assign(p);
    intX xx(1);
    xx.get();
    intX(1);
}

```


MISRAC2004-I4.3

Synopsis

There are stray semicolons on the same line as other code.


Enabled by default

Yes


Severity/Certainty	Low/Low 
Full description	(Required) Before preprocessing, a null statement shall only occur on a line by itself; it may be followed by a comment, provided that the first character following the null statement is a whitespace character. Semicolons were detected that were not the only statement on the line.
Coding standards	CERT EXP15-C Do not place a semicolon on the same line as an if, for, or while statement MISRA C:2004 14.3 (Required) Before preprocessing, a null statement shall only occur on a line by itself; it may be followed by a comment, provided that the first character following the null statement is a whitespace character.
Code examples	The following code example fails the check and will give a warning: <pre>void example(void) { int i; for (i=0; i!=10; ++i); //Null statement as the //body of this for loop }</pre> <p>The following code example passes the check and will not give a warning about this issue:</p> <pre>void example(void) { int i; for (i=0; i!=10; ++i){ //An empty block is much //more readable } }</pre>

MISRAC2004-14.4

Synopsis	Uses of the goto statement were found.
Enabled by default	Yes

Severity/Certainty	Low/Medium 
Full description	(Required) The goto statement shall not be used.
Coding standards	MISRA C:2004 14.4 (Required) The goto statement shall not be used.
Code examples	The following code example fails the check and will give a warning: <pre>void example(void) { goto testin; testin: printf("Reached by goto"); }</pre> The following code example passes the check and will not give a warning about this issue: <pre>void example(void) { printf ("Not reached by goto"); }</pre>

MISRAC2004-14.5

Synopsis	Uses of the continue statement were found.
Enabled by default	Yes
Severity/Certainty	Low/Medium 
Full description	(Required) The continue statement shall not be used.

Coding standards

MISRA C:2004 14.5

(Required) The continue statement shall not be used.

Code examples

The following code example fails the check and will give a warning:

```
#include <stdio.h>

// Print the odd numbers between 0 and 99

void example(void) {
    int i;
    for (i = 0; i < 100; i++) {
        if (i % 2 == 0) {
            continue;
        }
        printf("%d", i);
    }
}
```

The following code example passes the check and will not give a warning about this issue:

```
#include <stdio.h>

// Print the odd numbers between 0 and 99

void example(void) {
    int i;
    for (i = 0; i < 100; i++) {
        if (i % 2 != 0) {
            printf("%d", i);
        }
    }
}
```

MISRAC2004-14.6

Synopsis

Multiple termination points were found in a loop.

Enabled by default

Yes

Severity/Certainty

Low/Medium



Full description	(Required) For any iteration statement, there shall be at most one break statement used for loop termination.
Coding standards	MISRA C:2004 14.6 (Required) For any iteration statement, there shall be at most one break statement used for loop termination.
Code examples	The following code example fails the check and will give a warning:

```

void func()
{
  int x = 1;
  for ( int i = 0; i < 10; i++ )
  {
    if ( x )
    {
      break;
    }
    else if ( i )
    {
      break; // Non-compliant - second jump from loop
    }
    else
    {
      // Code
    }
  }
}
int fn(void);

void example(void) {
  int i = fn();
  int j;
  int counter = 0;
  switch (i) {
    case 1:
      break;
    case 2:
    case 3:
      counter++;
      if (i==3) {
        break;
      }
      counter++;
      break;
    case 4:
      for (j = 0; j < 10; j++) {
        if (j == i) {
          break;
        }
        if (j == counter) {
          break;
        }
      }
      counter--;
      break;
  }
}

```

```

        default:
            break;
    }
}
int fn(int i);

void example(void) {
    int counter = 0;
    int i = 0;
    for (i = 0; i < 100; i++) {
        switch (i % 9) {
            case 8:
                counter++;
                break;
            default:
                break;
        }
        if (fn(i)) {
            break;
        }
        if (fn(i)) {
            break;
        }
    }
}

int test1(int);
int test2(int);

void example(void)
{
    int i = 0;
    for (i = 0; i < 10; i++) {
        if (test1(i)) {
            break;
        } else if (test2(i)) {
            break;
        }
    }
}

```

The following code example passes the check and will not give a warning about this issue:

```

void example(void)
{
    int i = 0;
    for (i = 0; i < 10 && i != 9; i++) {
        if (i == 9) {
            break;
        }
    }
}
void func()
{
    int x = 1;
    for ( int i = 0; i < 10; i++ )
    {
        if ( x )
        {
            break;
        }
        else if ( i )
        {
            while ( true )
            {
                if ( x )
                {
                    break;
                }
                do
                {
                    break;
                }
                while(true);
            }
        }
        else
        {
        }
    }
}
int fn(void);

void example(void) {
    int i = fn();
    int j;
    int counter = 0;
    switch (i) {
        case 1:
            break;
    }
}

```



```

case 2:
case 3:
    counter++;
    if (i==3) {
        break;
    }
    counter++;
    break;
case 4:
    for (j = 0; j < 10; j++) {
        if (j == i) {
            break;
        }
    }
    counter--;
    break;
default:
    break;
}
}
int fn(int i);

void example(void) {
    int counter = 0;
    int i = 0;
    int stop = 0;
    for (i = 0; i < 100 && !stop; i++) {
        switch (i % 9) {
            case 8:
                counter++;
                break;
            default:
                break;
        }
        stop = fn(i);
    }
}

```


MISRAC2004-I4.7

Synopsis

More than one point of exit was found in a function, or an exit point before the end of the function.


Enabled by default

Yes

Severity/Certainty	<p>Low/Medium</p> 
Full description	<p>(Required) A function shall have a single point of exit at the end of the function. More than one point of exit was found in a function, or an exit point before the end of the function.</p>
Coding standards	<p>MISRA C:2004 14.7</p> <p>(Required) A function shall have a single point of exit at the end of the function.</p>
Code examples	<p>The following code example fails the check and will give a warning:</p> <pre>extern int errno; void example(void) { if (errno) { return; } return; }</pre> <p>The following code example passes the check and will not give a warning about this issue:</p> <pre>extern int errno; void example(void) { if (errno) { goto end; } end: { return; } }</pre>


MISRAC2004-14.8_a

Synopsis	There are missing braces in one or more do ... while statements.
Enabled by default	Yes

Severity/Certainty	Low/Low 
Full description	(Required) The statement forming the body of a switch, while, do ... while, or for statement shall be a compound statement.
Coding standards	CERT EXP19-C <p style="padding-left: 40px;">Use braces for the body of an if, for, or while statement</p> CWE 483 <p style="padding-left: 40px;">Incorrect Block Delimitation</p> MISRA C:2004 14.8 <p style="padding-left: 40px;">(Required) The statement forming the body of a switch, while, do ... while, or for statement shall be a compound statement.</p>
Code examples	The following code example fails the check and will give a warning: <pre>int example(void) { do return 0; while (1); }</pre> <p>The following code example passes the check and will not give a warning about this issue:</p> <pre>int example(void) { do { return 0; } while (1); }</pre>


MISRAC2004-14.8_b

Synopsis	There are missing braces in one or more <code>for</code> statements.
Enabled by default	Yes


Severity/Certainty	<p>Low/Low</p> 
Full description	(Required) The statement forming the body of a switch, while, do ... while, or for statement shall be a compound statement.
Coding standards	<p>CERT EXP19-C</p> <p style="padding-left: 40px;">Use braces for the body of an if, for, or while statement</p> <p>CWE 483</p> <p style="padding-left: 40px;">Incorrect Block Delimitation</p> <p>MISRA C:2004 14.8</p> <p style="padding-left: 40px;">(Required) The statement forming the body of a switch, while, do ... while, or for statement shall be a compound statement.</p>
Code examples	<p>The following code example fails the check and will give a warning:</p> <pre>int example(void) { for (;;) return 0; }</pre> <p>The following code example passes the check and will not give a warning about this issue:</p> <pre>int example(void) { for (;;) { return 0; } }</pre>

MISRAC2004-I4.8_c

Synopsis	There are missing braces in one or more switch statements.
Enabled by default	Yes


Severity/Certainty	Low/Low 
Full description	(Required) The statement forming the body of a switch, while, do ... while, or for statement shall be a compound statement.
Coding standards	CERT EXP19-C <p style="padding-left: 40px;">Use braces for the body of an if, for, or while statement</p> CWE 483 <p style="padding-left: 40px;">Incorrect Block Delimitation</p> MISRA C:2004 14.8 <p style="padding-left: 40px;">(Required) The statement forming the body of a switch, while, do ... while, or for statement shall be a compound statement.</p>
Code examples	The following code example fails the check and will give a warning: <pre>void example(void) { while(1); for(;;); do ; while (0); switch(0); }</pre> <p>The following code example passes the check and will not give a warning about this issue:</p> <pre>void example(void) { while(1) { } for(;;) { } do { } while (0); switch(0) { } }</pre>

MISRAC2004-14.8_d

Synopsis	There are missing braces in one or more while statements.
Enabled by default	Yes
Severity/Certainty	Low/Low 
Full description	(Required) The statement forming the body of a switch, while, do ... while, or for statement shall be a compound statement.
Coding standards	CERT EXP19-C <p style="margin-left: 40px;">Use braces for the body of an if, for, or while statement</p> CWE 483 <p style="margin-left: 40px;">Incorrect Block Delimitation</p> MISRA C:2004 14.8 <p style="margin-left: 40px;">(Required) The statement forming the body of a switch, while, do ... while, or for statement shall be a compound statement.</p>
Code examples	The following code example fails the check and will give a warning: <pre>int example(void) { while (1) return 0; }</pre> <p>The following code example passes the check and will not give a warning about this issue:</p> <pre>int example(void) { while (1){ return 0; } }</pre>

MISRAC2004-14.9

Synopsis	There are missing braces in one or more if, else, or else if statements.
----------	--

Enabled by default	Yes
Severity/Certainty	Low/Low 
Full description	(Required) An if expression construct shall be followed by a compound statement. The else keyword shall be followed by either a compound statement or another if statement.
Coding standards	CERT EXP19-C <p style="padding-left: 40px;">Use braces for the body of an if, for, or while statement</p> CWE 483 <p style="padding-left: 40px;">Incorrect Block Delimitation</p> MISRA C:2004 14.9 <p style="padding-left: 40px;">(Required) An if expression construct shall be followed by a compound statement. The else keyword shall be followed by either a compound statement or another if statement.</p>
Code examples	The following code example fails the check and will give a warning: <pre>void example(void) { if (random()); if (random()); else; }</pre> <p>The following code example passes the check and will not give a warning about this issue:</p> <pre>void example(void) { if (random()) { } if (random()) { } else { } if (random()) { } else if (random()) { } }</pre>

MISRAC2004-14.10

Synopsis One or more `if ... else if` constructs were found that are not terminated with an `else` clause.

Enabled by default Yes

Severity/Certainty Low/High



Full description (Required) All `if ... else if` constructs shall be terminated with an `else` clause.

Coding standards MISRA C:2004 14.10
(Required) All `if ... else if` constructs shall be terminated with an `else` clause.

Code examples The following code example fails the check and will give a warning:


```
void example(void) {
    if (!rand()) {
        printf("The first random number is 0");
    } else if (!rand()) {
        printf("The second random number is 0");
    }
}
```

The following code example passes the check and will not give a warning about this issue:

```
void example(void) {
    if (!rand()) {
        printf("The first random number is 0");
    } else if (!rand()) {
        printf("The second random number is 0");
    } else {
        printf("Neither random number was 0");
    }
}
```

MISRAC2004-15.0

Synopsis Switch statements were found that do not conform to the MISRA C switch syntax.

Enabled by default	Yes
Severity/Certainty	Low/High 
Full description	<p>(Required) The MISRA C switch syntax shall be used. switch-statement : switch '(' expression ')' '{ case-label-clause-list default-label-clause? }' case-label-clause-list: case-label case-clause? case-label-clause-list case-label case-clause? case-label: case constant-expression ':' case-clause: statement-list? break ';' '{ declaration-list? statement-list? break ';' }' default-label-clause : default-label default-clause default-label: default ':' default-clause: case-clause</p>
Coding standards	MISRA C:2004 15.0 (Required) The MISRA C switch syntax shall be used.
Code examples	The following code example fails the check and will give a warning:

```

void example(void) {
    switch(expr()) {
        // at least one case label
        case 1:
            // statement list
            stmt();
            stmt();
            // WARNING: missing break at end of statement list
        default:
            break; // statement list ends in a break
    }

    switch(expr()) {
        // WARNING: missing at least one case label
        default:
            break; // statement list ends in a break
    }

    switch(expr()) {
        // at least one case label
        case 1:
            // statement list
            stmt();
            stmt();
            break; // statement list ends in a break
        case 0:
            stmt();
            // WARNING: declaration list without block
            int decl = 0;
            int x;
            // statement list
            stmt();
            stmt();
            break; // statement list ends in a break
        default:
            break; // statement list ends in a break
    }

    switch(expr()) {
        // at least one case label
        case 1: {
            // statement list
            stmt();
            // WARNING: Additional block inside of the case clause
        block
        {
            stmt();

```

```

        }
        break;
    }
    default:
        break; // statement list ends in a break
    }
}

```

The following code example passes the check and will not give a warning about this issue:

```

void example(void) {
    switch(expr()) {
        // at least one case label
        case 1:
            // statement list (no declarations)
            stmt();
            stmt();
            break; // statement list ends in a break
        case 0: {
            // one level of block is allowed
            // declaration list
            int decl = 0;
            // statement list
            stmt();
            stmt();
            break; // statement list ends in a break
        }
        case 2: // empty cases are allowed
        default:
            break; // statement list ends in a break
    }
}

```

MISRAC2004-15.1

Synopsis

Switch labels were found in nested blocks.

Enabled by default

Yes

Severity/Certainty

Low/Medium



Full description (Required) A switch label shall only be used when the most closely-enclosing compound statement is the body of a switch statement.

Coding standards MISRA C:2004 15.1
(Required) A switch label shall only be used when the most closely-enclosing compound statement is the body of a switch statement.

Code examples The following code example fails the check and will give a warning:

```
void example(void) {
    switch(rand()) {
        {case 1:}
        case 2:
        case 3:
        default:
    }
}
```

The following code example passes the check and will not give a warning about this issue:

```
void example(void) {
    switch(rand()) {
        case 1:
        case 2:
        case 3:
        default:
    }
}
```

MISRAC2004-15.2

Synopsis Non-empty switch cases were found that are not terminated by a break statement.

Enabled by default Yes

Severity/Certainty Medium/Medium



Full description	(Required) An unconditional break statement shall terminate every non-empty switch clause.
Coding standards	<p>CERT MSC17-C</p> <p>Finish every set of statements associated with a case label with a break statement</p> <p>CWE 484</p> <p>Omitted Break Statement in Switch</p> <p>MISRA C:2004 15.2</p> <p>(Required) An unconditional break statement shall terminate every non-empty switch clause.</p>
Code examples	<p>The following code example fails the check and will give a warning:</p> <pre data-bbox="499 685 828 1345"> void example(int input) { while (rand()) { switch(input) { case 0: if (rand()) { break; } default: break; } } } void example(int input) { switch(input) { case 0: if (rand()) { break; } default: break; } } </pre> <p>The following code example passes the check and will not give a warning about this issue:</p>

```

void example(int input) {

    switch(input) {
        case 0:
            if (rand()) {
                break;
            }
            break;
        default:
            break;
    }

}


void example(int input) {

    switch(input) {
        case 0:
            if (rand()) {
                break;
            } else {
                break;
            }
            // All paths above contain a break, therefore we do not
warn
        default:
            break;
    }

}

```

MISRAC2004-I5.3

Synopsis	Switch statements were found without a default clause, or with a default clause that is not the final clause.
Enabled by default	Yes
Severity/Certainty	Low/Medium 
Full description	(Required) The final clause of a switch statement shall be the default clause.

Coding standards

CWE 478

Missing Default Case in Switch Statement

MISRA C:2004 15.3

(Required) The final clause of a switch statement shall be the default clause.

Code examples

The following code example fails the check and will give a warning:

```
int example(int x) {
    switch(x){
        default:
            return 2;
            break;
        case 0:
            return 0;
            break;
    }
}
```

The following code example passes the check and will not give a warning about this issue:

```
int example(int x) {
    switch(x){
        case 3:
            return 0;
            break;
        case 5:
            return 1;
            break;
        default:
            return 2;
            break;
    }
}
```


MISRAC2004-15.4

Synopsis


A switch expression was found that represents a value that is effectively Boolean.

Enabled by default

Yes

Severity/Certainty	<p>Low/Medium</p> 
Full description	(Required) A switch expression shall not represent a value that is effectively boolean.
Coding standards	<p>MISRA C:2004 15.4</p> <p>(Required) A switch expression shall not represent a value that is effectively boolean.</p>
Code examples	<p>The following code example fails the check and will give a warning:</p> <pre>void example(int x) { switch(x == 0) { case 0: case 1: default: } }</pre> <p>The following code example passes the check and will not give a warning about this issue:</p> <pre>void example(int x) { switch(x) { case 1: case 0: default: } }</pre>

MISRAC2004-15.5

Synopsis	Switch statements without case clauses were found.
Enabled by default	Yes
Severity/Certainty	<p>Low/Medium</p> 

Full description	(Required) Every switch statement shall have at least one case clause.
Coding standards	MISRA C:2004 15.5 (Required) Every switch statement shall have at least one case clause.

Code examples The following code example fails the check and will give a warning:


```
int example(int x) {
    switch(x) {
        default:
            return 2;
            break;
    }
}
```

The following code example passes the check and will not give a warning about this issue:

```
int example(int x) {
    switch(x) {
        case 3:
            return 0;
            break;
        case 5:
            return 1;
            break;
        default:
            return 2;
            break;
    }
}
```

MISRAC2004-16.1

Synopsis	Functions that are defined using ellipsis (...) notation were found.
Enabled by default	Yes
Severity/Certainty	Low/High



Full description (Required) Functions shall not be defined with a variable number of arguments. Functions that are defined using ellipsis (...) notation were found. Additionally, passing an argument with non-POD class type leads to undefined behavior. Note that the rule specifies definitions (not declarations), to permit using existing library functions.

Coding standards MISRA C:2004 16.1
 (Required) Functions shall not be defined with a variable number of arguments.

Code examples The following code example fails the check and will give a warning:

```
#include <stdarg.h>
int putchar(int c);

void
minprintf(const char *fmt, ...)
{
    va_list ap;
    const char *p, *s;


    va_start(ap, fmt);
    for (p = fmt; *p != '\0'; p++) {
        if (*p != '%') {
            putchar(*p);
            continue;
        }
        switch (*++p) {
            case 's':
                for (s = va_arg(ap, const char *); *s != '\0'; s++)
                    putchar(*s);
                break;
        }
    }
    va_end(ap);
}
```

The following code example passes the check and will not give a warning about this issue:


```
int puts(const char *);

void
func(void)
{
    puts("Hello, world!");
}
```

MISRAC2004-16.2_a

Synopsis	Functions were found that call themselves directly.
Enabled by default	Yes
Severity/Certainty	Low/Medium 
Full description	(Required) Functions shall not call themselves, either directly or indirectly.
Coding standards	MISRA C:2004 16.2 (Required) Functions shall not call themselves, either directly or indirectly.
Code examples	The following code example fails the check and will give a warning: <pre>void example(void) { example(); }</pre> <p>The following code example passes the check and will not give a warning about this issue:</p> <pre>void example(void) { }</pre>

MISRAC2004-16.2_b

Synopsis	Functions were found that call themselves indirectly.
Enabled by default	Yes
Severity/Certainty	Low/Medium 
Full description	(Required) Functions shall not call themselves, either directly or indirectly.
Coding standards	MISRA C:2004 16.2

(Required) Functions shall not call themselves, either directly or indirectly.

Code examples

The following code example fails the check and will give a warning:

```
void example(void);
void callee(void) {
    example();
}
void example(void) {
    callee();
}
```

The following code example passes the check and will not give a warning about this issue:

```
void example(void);
void callee(void) {
    // example();
}
void example(void) {
    callee();
}
```

MISRAC2004-16.3

Synopsis

Function prototypes were found that do not give all parameters a name.

Enabled by default

Yes

Severity/Certainty

Low/High



Full description

(Required) Identifiers shall be given for all of the parameters in a function prototype declaration.

Coding standards

MISRA C:2004 16.3

(Required) Identifiers shall be given for all of the parameters in a function prototype declaration.

Code examples

The following code example fails the check and will give a warning:

```
char *strchr(const char *, int c);


void func(void)
{
    strchr("hello, world!\n", '!');
}
```

The following code example passes the check and will not give a warning about this issue:

```
char *strchr(const char *s, int c);

void func(void)
{
    strchr("hello, world!\n", '!');
}
```

MISRAC2004-16.5


Synopsis	Functions were found that are declared with an empty () parameter list that does not form a valid prototype.
Enabled by default	Yes
Severity/Certainty	Medium/High 
Full description	(Required) Functions with no parameters shall be declared and defined with the parameter list void.
Coding standards	CERT DCL20-C <p>Always specify void even if a function accepts no arguments</p> MISRA C:2004 16.5 <p>(Required) Functions with no parameters shall be declared and defined with the parameter list void.</p>
Code examples	The following code example fails the check and will give a warning:

```
void func();/* not a valid prototype in C */
void func2(void)
{
    func();
}
```

The following code example passes the check and will not give a warning about this issue:


```
void func(void);
void func2(void)
{
    func();
}
```

MISRAC2004-16.7

Synopsis	A function was found that does not modify one of its parameters.
Enabled by default	Yes
Severity/Certainty	Low/Medium 
Full description	(Required) A pointer parameter in a function prototype should be declared as pointer to const if the pointer is not used to modify the addressed object.
Coding standards	MISRA C:2004 16.7 (Required) A pointer parameter in a function prototype should be declared as pointer to const if the pointer is not used to modify the addressed object.
Code examples	The following code example fails the check and will give a warning: <pre>int example(int* x) { //x should be const if (*x > 5){ return *x; } else { return 5; } }</pre> <p>The following code example passes the check and will not give a warning about this issue:</p>

```
int example(const int* x) { //OK
    if (*x > 5){
        return *x;
    } else {
        return 5;
    }
}
```

MISRAC2004-16.8

Synopsis	For some execution paths, no return statement is executed in a function with a non-void return type.
Enabled by default	Yes
Severity/Certainty	Medium/High 
Full description	(Required) All exit paths from a function with non-void return type shall have an explicit return statement with an expression. For some execution paths, no return statement is executed in a function with a non-void return type. This returns an undefined value. This is not a problem if the function is used as a void function, but if the return value is used it will cause unpredictable behavior. This is a weaker check than the one performed by gcc. Its check allows more aggressive coding without violating the rule. However, a rule violation in gcc means there is no path leading to a return statement.
Coding standards	CERT MSC37-C <p style="text-align: center;">Ensure that control never reaches the end of a non-void function</p> MISRA C:2004 16.8 <p style="text-align: center;">(Required) All exit paths from a function with non-void return type shall have an explicit return statement with an expression.</p>
Code examples	The following code example fails the check and will give a warning:

```
#include <stdio.h>

int example(void) {
    int x;

    scanf("%d",&x);

    if (x > 10) {
        return 10;
    }
}
```

The following code example passes the check and will not give a warning about this issue:

```
#include <stdio.h>

int example(void) {
    int x;

    scanf("%d",&x);

    if (x > 10) {
        return 10;
    }

    return 0;
}
```

MISRAC2004-16.9

Synopsis

One or more function addresses are taken without an explicit &.

Enabled by default

Yes

Severity/Certainty

Low/High



Full description

(Required) A function identifier shall only be used with either a preceding &, or with a parenthesized parameter list, which may be empty.

Coding standards

MISRA C:2004 16.9

(Required) A function identifier shall only be used with either a preceding &, or with a parenthesized parameter list, which may be empty.

Code examples

The following code example fails the check and will give a warning:

```
void func(void);

void
example(void)
{
    void (*pf)(void) = func;
}
```

The following code example passes the check and will not give a warning about this issue:

```
void func(void);

void
example(void)
{
    void (*pf)(void) = &func;
}
```

MISRAC2004-I6.10

Synopsis

A return value for a library function that might return an error value is not used.

Enabled by default

Yes

Severity/Certainty

Medium/Medium



Full description

(Required) If a function returns error information, then that error information shall be tested.

Coding standards

CWE 252

Unchecked Return Value

CWE 394

Unexpected Status Code or Return Value

MISRA C:2004 16.10

(Required) If a function returns error information, then that error information shall be tested.

Code examples

The following code example fails the check and will give a warning:

```
void example(void) {
    malloc(sizeof(int)); // This function could fail,
                        // and the return value is
                        // not checked
}
```

The following code example passes the check and will not give a warning about this issue:

```
#include <stdlib.h>

void example(void) {
    int *x = malloc(sizeof(int)); // OK - return value
                                // is stored
}
```

MISRAC2004-17.1_a

Synopsis

A direct access to a field of a struct was found, that uses an offset from the address of the struct.

Enabled by default

Yes

Severity/Certainty

Medium/High



Full description

(Required) Pointer arithmetic shall only be applied to pointers that address an array or array element.

Coding standards

CERT ARR37-C

Do not add or subtract an integer to a pointer to a non-array object

CWE 188

Reliance on Data/Memory Layout

MISRA C:2004 17.1

(Required) Pointer arithmetic shall only be applied to pointers that address an array or array element.

Code examples

The following code example fails the check and will give a warning:

```
struct S{
    char c;
    int x;
};


void main(void) {
    struct S s;
    *(&s.c+1) = 10;
}
```

The following code example passes the check and will not give a warning about this issue:

```
struct S{
    char c;
    int x;
};

void example(void) {
    struct S s;
    s.x = 10;
}
```

MISRAC2004-17.1_b

Synopsis	Detected pointer arithmetic applied to a pointer that references a stack address.
Enabled by default	Yes
Severity/Certainty	Medium/High 
Full description	(Required) Pointer arithmetic shall only be applied to pointers that address an array or array element.
Coding standards	CWE 120

Buffer Copy without Checking Size of Input ('Classic Buffer Overflow')

MISRA C:2004 17.1

(Required) Pointer arithmetic shall only be applied to pointers that address an array or array element.

Code examples

The following code example fails the check and will give a warning:

```
void example(void) {
    int i;
    int *p = &i;
    p++;
    *p = 0;
}
```

The following code example passes the check and will not give a warning about this issue:

```
void example(void) {
    int i;
    int *p = &i;
    *p = 0;
}
```

MISRAC2004-17.1_c

Synopsis

Detected invalid pointer arithmetic with an automatic variable that is neither an array nor a pointer.

Enabled by default

Yes

Severity/Certainty

Medium/High



Full description

(Required) Pointer arithmetic shall only be applied to pointers that address an array or array element. An automatic variable is taken and arithmetic is performed on it, which might indicate an invalid memory access. Local variables, parameters, and globals, including structs are checked.

Coding standards

CWE 120

Buffer Copy without Checking Size of Input ('Classic Buffer Overflow')

MISRA C:2004 17.1

(Required) Pointer arithmetic shall only be applied to pointers that address an array or array element.

Code examples

The following code example fails the check and will give a warning:

```
void example(int x) {
    *(&x+10) = 5;
}
```

The following code example passes the check and will not give a warning about this issue:

```
void example(int *x) {
    *(x+10) = 5;
}
```

MISRAC2004-17.4_a

Synopsis

Pointer arithmetic that is not array indexing was detected.

Enabled by default

Yes

Severity/Certainty

Low/Medium



Full description

(Required) Array indexing shall be the only allowed form of pointer arithmetic.

Coding standards

MISRA C:2004 17.4

(Required) Array indexing shall be the only allowed form of pointer arithmetic.

Code examples

The following code example fails the check and will give a warning:

```
typedef int INT32;


void example(INT32 array[]) {
    INT32 *pointer = array;
    INT32 *end = array + 10;
    for (; pointer != end; pointer += 1) {
        *pointer = 0;
    }
}
```

The following code example passes the check and will not give a warning about this issue:

```
typedef int INT32;

void example(INT32 array[]) {
    INT32 index = 0;
    INT32 end = 10;
    for (; index != end; index += 1) {
        array[index] = 0;
    }
}
```

MISRAC2004-17.4_b

Synopsis	Array indexing was detected applied to an object defined as a pointer type.
Enabled by default	Yes
Severity/Certainty	Low/Medium 
Full description	(Required) Array indexing shall be the only allowed form of pointer arithmetic.
Coding standards	MISRA C:2004 17.4 (Required) Array indexing shall be the only allowed form of pointer arithmetic.
Code examples	<p>The following code example fails the check and will give a warning:</p> <pre>typedef unsigned charUINT8; typedefunsigned intUINT; void example(UINT8 *p, UINT size) { UINT i; for (i = 0; i < size; i++) { p[i] = 0; } }</pre> <p>The following code example passes the check and will not give a warning about this issue:</p>


```

typedef unsigned charUINT8;
typedef unsigned intUINT;


void example(void) {
    UINT8 p[10];
    UINT i;
    for (i = 0; i < 10; i++) {
        p[i] = 0;
    }
}

```

MISRAC2004-17.5

Synopsis	One or more declarations of objects were found that contain more than two levels of pointer indirection.
Enabled by default	Yes
Severity/Certainty	Low/Medium 
Full description	(Required) The declaration of objects should contain no more than two levels of pointer indirection.
Coding standards	MISRA C:2004 17.5 (Required) The declaration of objects should contain no more than two levels of pointer indirection.
Code examples	The following code example fails the check and will give a warning: <pre> void example(void) { int ***p; } </pre> The following code example passes the check and will not give a warning about this issue: <pre> void example(void) { int **p; } </pre>

MISRAC2004-17.6_a


Synopsis	Detected the return of a stack address.
Enabled by default	Yes
Severity/Certainty	High/High 
Full description	(Required) The address of an object with automatic storage shall not be assigned to another object that may persist after the first object has ceased to exist. Detected the return of a stack address. This is illegal and might cause a crash or memory corruption. Return a copy of the object instead, using a global variable, or allocate memory dynamically.
Coding standards	CERT DCL30-C <p style="margin-left: 40px;">Declare objects with appropriate storage durations</p> CWE 562 <p style="margin-left: 40px;">Return of Stack Variable Address</p> MISRA C:2004 17.6 <p style="margin-left: 40px;">(Required) The address of an object with automatic storage shall not be assigned to another object that may persist after the first object has ceased to exist.</p>
Code examples	The following code example fails the check and will give a warning: <pre>int *f() { int x; return &x; //x is a local variable } int *example(void) { int a[20]; return a; //a is a local array }</pre> <p>The following code example passes the check and will not give a warning about this issue:</p>


```

int* example(void) {
    int *p,i;
    p = (int *)malloc(sizeof(int));
    return p; //OK - p is dynamically allocated
}

```


MISRAC2004-17.6_b

Synopsis	Detected a stack address stored in a global pointer.
Enabled by default	Yes
Severity/Certainty	High/Medium 
Full description	(Required) The address of an object with automatic storage shall not be assigned to another object that may persist after the first object has ceased to exist. Detected a stack address stored in a global pointer. The application might appear to work normally, but it is accessing illegal memory. This might cause a crash, or data changing unpredictably.
Coding standards	CERT DCL30-C Declare objects with appropriate storage durations CWE 466 Return of Pointer Value Outside of Expected Range MISRA C:2004 17.6 (Required) The address of an object with automatic storage shall not be assigned to another object that may persist after the first object has ceased to exist.
Code examples	The following code example fails the check and will give a warning: <pre> int *px; void example() { int i = 0; px = &i; // assigning the address of stack // variable a to the global px } </pre>

The following code example passes the check and will not give a warning about this issue:

```
void example(int *pz) {
    int x; int *px = &x;
    int *py = px; /* local variable */
    pz = px; /* parameter */
}
```

MISRAC2004-17.6_c

Synopsis	Detected a stack address stored in the field of a global struct.
Enabled by default	Yes
Severity/Certainty	High/Medium 
Full description	(Required) The address of an object with automatic storage shall not be assigned to another object that may persist after the first object has ceased to exist. Detected a stack address stored in the field of a global struct. The application might appear to work normally, but it is accessing illegal memory. This might cause a crash, or data changing unpredictably.
Coding standards	CERT DCL30-C Declare objects with appropriate storage durations CWE 466 Return of Pointer Value Outside of Expected Range MISRA C:2004 17.6 (Required) The address of an object with automatic storage shall not be assigned to another object that may persist after the first object has ceased to exist.
Code examples	The following code example fails the check and will give a warning:

```

struct S{
    int *px;
} s;

void example() {
    int i = 0;
    s.px = &i; //storing local address in global struct
}

```

The following code example passes the check and will not give a warning about this issue:

```


#include <stdlib.h>

struct S{
    int *px;
} s;

void example() {
    int i = 0;
    s.px = &i; //OK - the field is written to later
    s.px = NULL;
}

```

MISRAC2004-17.6_d

Synopsis	Detected a stack address stored outside a function via a parameter.
Enabled by default	Yes
Severity/Certainty	High/Medium 
Full description	(Required) The address of an object with automatic storage shall not be assigned to another object that may persist after the first object has ceased to exist. Detected a stack address stored outside a function via a parameter. The application might appear to work normally, but it is accessing illegal memory. This might cause a crash, or data changing unpredictably. Known false positives: This test checks for any expression referring to the storage located by the parameter. Thus the assignment 'local[*parameter] = & local;' will fail the check despite being perfectly safe.
Coding standards	CERT DCL30-C

Declare objects with appropriate storage durations

CWE 466

Return of Pointer Value Outside of Expected Range

MISRA C:2004 17.6

(Required) The address of an object with automatic storage shall not be assigned to another object that may persist after the first object has ceased to exist.

Code examples

The following code example fails the check and will give a warning:

```
void example(int **ppx) {
    int x;
    ppx[0] = &x; //local address
}
```

The following code example passes the check and will not give a warning about this issue:

```
static int y = 0;
void example3(int **ppx){
    *ppx = &y; //OK - static address
}
```

MISRAC2004-18.1

Synopsis

Structs and unions were found that are used without being defined.

Enabled by default

Yes

Severity/Certainty

Low/Medium



Full description

(Required) All structure and union types shall be complete at the end of the translation unit.

Coding standards

MISRA C:2004 18.1

(Required) All structure and union types shall be complete at the end of the translation unit.

Code examples

The following code example fails the check and will give a warning:

```
struct incomplete;

void example(struct incomplete *p)
{
}
```

The following code example passes the check and will not give a warning about this issue:

```
struct complete {
    int x;
};

void example(struct complete *p)
{
}
```

MISRAC2004-18.2

Synopsis

Assignments from one field of a union to another were found.

Enabled by default

Yes

Severity/Certainty

High/High



Full description

(Required) An object shall not be assigned to an overlapping object.

Coding standards

MISRA C:2004 18.2

(Required) An object shall not be assigned to an overlapping object.

Code examples

The following code example fails the check and will give a warning:

```
union cheat {
    char c[5];
    int i;
};

void example(union cheat *u)
{
    u->i = u->c[2];
}

union {
    char c[5];
    int i;
} u;

void example(void)
{
    u.i = u.c[2];
}

void example(void)
{
    union
    {
        char c[5];
        int i;
    } u;
    u.i = u.c[2];
}
```

The following code example passes the check and will not give a warning about this issue:

```

void example(void)
{
    union
    {
        char c[5];
        int i;
    } u;
    int x;
    x = (int)u.c[2];
    u.i = x;
}
void example(void)
{
    struct
    {
        char c[5];
        int i;
    } u;
    u.i = u.c[2];
}
union cheat {
    char c[5];
    int i;
};

union cheat u;

void example(void)
{
    int x;
    x = (int)u.c[2];
    u.i = x;
}

```

MISRAC2004-18.4

Synopsis

Unions were detected.

Enabled by default

Yes


Severity/Certainty

Low/Medium



Full description	(Required) Unions shall not be used.
Coding standards	MISRA C:2004 18.4 (Required) Unions shall not be used.
Code examples	<p>The following code example fails the check and will give a warning:</p> <pre>union cheat { int i; float f; }; int example(float f) { union cheat u; u.f = f; return u.i; }</pre> <p>The following code example passes the check and will not give a warning about this issue:</p> <pre>int example(int x) { return x; }</pre>

MISRAC2004-19.2

Synopsis	There are illegal characters in header file names.
Enabled by default	No
Severity/Certainty	<p>Low/Low</p> 
Full description	(Advisory) Non-standard characters should not occur in header file names in #include directives. ', \, /*, or // characters were found used between the " delimiters in a header name preprocessing token.
Coding standards	MISRA C:2004 19.2 (Advisory) Non-standard characters should not occur in header file names in #include directives.

Code examples

The following code example fails the check and will give a warning:

```
#include "file.h" /* Non-compliant */
void example(void) {}
```

The following code example passes the check and will not give a warning about this issue:

```
#include "header.h"
void example(void) {}
```

MISRAC2004-19.6

Synopsis

#undef directives were found.

Enabled by default

Yes

Severity/Certainty

Low/Low



Full description

(Required) #undef shall not be used, or meaning of a macro when it is used in the code.

Coding standards

MISRA C:2004 19.6

(Required) #undef shall not be used.

Code examples

The following code example fails the check and will give a warning:

```
#defineSYM
#undef SYM
void example(void) {}
```

The following code example passes the check and will not give a warning about this issue:

```
void example(void) {}
```


MISRAC2004-19.7

Synopsis


Function-like macros were detected.

Enabled by default

No


Severity/Certainty	<p>Low/Low</p> 
Full description	<p>(Advisory) A function should be used in preference to a function-like macro. robust mechanism. This is particularly true with respect to the type checking of parameters, and the problem of function-like macros potentially evaluating parameters multiple times. Inline functions should be used instead.</p>
Coding standards	<p>MISRA C:2004 19.7</p> <p>(Advisory) A function should be used in preference to a function-like macro.</p>
Code examples	<p>The following code example fails the check and will give a warning:</p> <pre>#defineABS(x) ((x) < 0 ? -(x) : (x)) void example(void) { int a; ABS (a); }</pre> <p>The following code example passes the check and will not give a warning about this issue:</p> <pre>template <typename T> inline T ABS(T x) { return x < 0 ? -x : x; }</pre>

MISRAC2004-19.12


Synopsis	<p>Multiple # or ## preprocessor operators were found in a macro definition.</p>
Enabled by default	<p>Yes</p>
Severity/Certainty	<p>Medium/Low</p> 
Full description	<p>(Required) There shall be at most one occurrence of the # or ## preprocessor operators in a single macro definition. Multiple # or ## preprocessor operators were found in a macro definition.</p>

Coding standards	MISRA C:2004 19.12 (Required) There shall be at most one occurrence of the # or ## preprocessor operators in a single macro definition.
Code examples	The following code example fails the check and will give a warning: <pre>#defineD(x, y, z, yz)x ## y ## z/* Non-compliant */ #define C(x, y)# x ## y/* Non-compliant */</pre> The following code example passes the check and will not give a warning about this issue: <pre>#define A(x)#x/* Compliant */ #defineB(x, y)x ## y/* Compliant */</pre>


MISRAC2004-19.13

Synopsis	# or ## preprocessor operators were detected.
Enabled by default	No
Severity/Certainty	Low/Low 
Full description	(Advisory) The # and ## preprocessor operators should not be used. # or ## preprocessor operators were detected. Compilers might implement these operators inconsistently.
Coding standards	MISRA C:2004 19.13 (Advisory) The # and ## preprocessor operators should not be used.
Code examples	The following code example fails the check and will give a warning: <pre>#defineA(X,Y)X##Y/* Non-compliant */ #define A(Y)#Y/* Non-compliant */</pre> The following code example passes the check and will not give a warning about this issue: <pre>#define A(x)(x)/* Compliant */</pre>

MISRAC2004-19.15


Synopsis	Header files were found without #include guards.
Enabled by default	Yes
Severity/Certainty	Low/Low 
Full description	(Required) Precautions shall be taken in order to prevent the contents of a header file being included twice. Header files were found without #include guards. This means that a header file can be included more than once, causing confusion or undefined behavior.
Coding standards	MISRA C:2004 19.15 (Required) Precautions shall be taken in order to prevent the contents of a header file being included twice.
Code examples	The following code example fails the check and will give a warning: <pre>#include "unguarded_header.h" void example(void) {}</pre> <p>The following code example passes the check and will not give a warning about this issue:</p> <pre>#include <stdlib.h> #include "header.h"/* contains #ifndef HDR #define HDR ... #endif */ void example(void) {}</pre>

MISRAC2004-20.1

Synopsis	Detected a #define or #undef of a reserved identifier in the standard library.
Enabled by default	Yes
Severity/Certainty	Low/Low 

Full description	(Required) Reserved identifiers, macros, and functions in the standard library shall not be defined, redefined, or undefined. Detected a #define or #undef of a reserved identifier in the standard library. Redefining, for example, reserved words and function names like <code>__LINE__</code> , <code>__FILE__</code> , <code>__DATE__</code> , <code>__TIME__</code> , <code>__STDC__</code> , <code>errno</code> , and <code>assert</code> , can cause undefined behavior.
Coding standards	MISRA C:2004 20.1 (Required) Reserved identifiers, macros, and functions in the standard library shall not be defined, redefined, or undefined.
Code examples	The following code example fails the check and will give a warning: <pre>#define __TIME__ 11111111 /* Non-compliant */</pre> The following code example passes the check and will not give a warning about this issue: <pre>#define A(x) (x) /* Compliant */</pre>

MISRAC2004-20.4

Synopsis	Detected use of <code>malloc</code> , <code>calloc</code> , <code>realloc</code> , or <code>free</code> .
Enabled by default	Yes
Severity/Certainty	Low/Medium 
Full description	(Required) Dynamic heap memory allocation shall not be used.
Coding standards	MISRA C:2004 20.4 (Required) Dynamic heap memory allocation shall not be used.
Code examples	The following code example fails the check and will give a warning: <pre>#include <stdlib.h> void *example(void) { return malloc(100); }</pre>

The following code example passes the check and will not give a warning about this issue:

```
void example(void) {
}
```

MISRAC2004-20.5

Synopsis

Detected use of the error indicator errno.

Enabled by default

Yes

Severity/Certainty

Low/Medium



Full description

(Required) The error indicator errno shall not be used.

Coding standards

MISRA C:2004 20.5

(Required) The error indicator errno shall not be used.

Code examples

The following code example fails the check and will give a warning:

```
#include <errno.h>
#include <stdlib.h>
//int errno;

int example(char buf[]) {
    int i;
    errno = 0;
    i = atoi(buf);
    return (errno == 0) ? i : 0;
}
```


The following code example passes the check and will not give a warning about this issue:

```
void example(void) {
}
```


MISRAC2004-20.6

Synopsis

Detected use of the built-in function offsetof.

Enabled by default	Yes
Severity/Certainty	Low/Medium 
Full description	(Required) The macro <code>offsetof</code> in the <code>stddef.h</code> library shall not be used.
Coding standards	MISRA C:2004 20.6 (Required) The macro <code>offsetof</code> in the <code>stddef.h</code> library shall not be used.
Code examples	The following code example fails the check and will give a warning: <pre>#include <stddef.h> //#include <sys/stat.h> struct stat { int st_size; }; int example(void) { return offsetof(struct stat, st_size); }</pre> The following code example passes the check and will not give a warning about this issue: <pre>void example(void) { }</pre>

MISRAC2004-20.7

Synopsis	Detected use of <code>setjmp.h</code> .
Enabled by default	Yes
Severity/Certainty	Low/Medium 
Full description	(Required) The <code>setjmp</code> macro and the <code>longjmp</code> function shall not be used.
Coding standards	CERT ERR34-CPP

Do not use longjmp

MISRA C:2004 20.7

(Required) The setjmp macro and the longjmp function shall not be used.

Code examples

The following code example fails the check and will give a warning:

```
#include <setjmp.h>

jmp_buf ex;

void example(void) {
    setjmp(ex);
}
```

The following code example passes the check and will not give a warning about this issue:

```
void example(void) {
}
```

MISRAC2004-20.8

Synopsis

Use of signal.h was detected.

Enabled by default

Yes

Severity/Certainty

Low/Medium



Full description

(Required) The signal handling facilities of signal.h shall not be used.

Coding standards

MISRA C:2004 20.8

(Required) The signal handling facilities of signal.h shall not be used.

Code examples

The following code example fails the check and will give a warning:



```
#include <signal.h>
#include <stddef.h>

void example(void) {
    signal(SIGFPE, NULL);
}
```


The following code example passes the check and will not give a warning about this issue:

```
void example(void) {
}
```

MISRAC2004-20.9


Synopsis	Use of stdio.h was detected.
Enabled by default	Yes
Severity/Certainty	Low/Medium 
Full description	(Required) The input/output library stdio.h shall not be used in production code.
Coding standards	MISRA C:2004 20.9 (Required) The input/output library stdio.h shall not be used in production code.
Code examples	The following code example fails the check and will give a warning: <pre>#include <stdio.h> void example(void) { printf("Hello, world!\n"); }</pre> <p>The following code example passes the check and will not give a warning about this issue:</p> <pre>void example(void) { }</pre>

MISRAC2004-20.10


Synopsis	Use of the functions atof, atoi, atol, or atoll was detected.
Enabled by default	Yes
Severity/Certainty	Low/Medium 
Full description	(Required) The functions atof, atoi, and atol from the library stdlib.h shall not be used.
Coding standards	CERT INT06-C Use strtol() or a related function to convert a string token to an integer MISRA C:2004 20.10 (Required) The functions atof, atoi, and atol from the library stdlib.h shall not be used.
Code examples	The following code example fails the check and will give a warning: <pre>#include <stdlib.h> int example(char buf[]) { return atoi(buf); }</pre> The following code example passes the check and will not give a warning about this issue: <pre>void example(void) { }</pre>

MISRAC2004-20.11

Synopsis	Use of the functions abort, exit, getenv, or system was detected.
Enabled by default	Yes

Severity/Certainty	Low/Medium 
Full description	(Required) The functions abort, exit, getenv, and system from the library stdlib.h shall not be used.
Coding standards	MISRA C:2004 20.11 (Required) The functions abort, exit, getenv, and system from the library stdlib.h shall not be used.
Code examples	The following code example fails the check and will give a warning: <pre>#include <stdlib.h> void example(void) { abort(); }</pre> The following code example passes the check and will not give a warning about this issue: <pre>void example(void) { }</pre>

MISRAC2004-20.12

Synopsis	Use of the time.h functions was detected: asctime, clock, ctime, difftime, gmtime, localtime, mktime, strftime, or time.
Enabled by default	Yes
Severity/Certainty	Low/Medium 
Full description	(Required) The time handling functions of time.h shall not be used.
Coding standards	MISRA C:2004 20.12 (Required) The time handling functions of time.h shall not be used.

Code examples

The following code example fails the check and will give a warning:

```
#include <stddef.h>
#include <time.h>

time_t example(void) {
    return time(NULL);
}
```

The following code example passes the check and will not give a warning about this issue:

```
void example(void) {
}
```

MISRAC2012-Dir-4.3

Synopsis

Inline assembler statements were found that are not encapsulated in functions.

Enabled by default

Yes

Severity/Certainty

Low/Medium



Full description

(Required) Assembly language shall be encapsulated and isolated

Coding standards

MISRA C:2012 Dir-4.3

(Required) Assembly language shall be encapsulated and isolated

Code examples

The following code example fails the check and will give a warning:

```

int ffs(int x)
{
    int r;
#if 0
#ifdef CONFIG_X86_64
    /*
     * AMD64 says BSFL won't clobber the dest reg if x==0;
     Intel64 says the
     * dest reg is undefined if x==0, but their CPU architect
     says its
     * value is written to set it to the same as before,
     except that the
     * top 32 bits will be cleared.
     *
     * We cannot do this on 32 bits because at the very least
     some
     * CPUs did not behave this way.
     */
    long tmp = -1;
    asm("bsfl %1,%0"
        : "=r" (r)
        : "rm" (x), "" (tmp));
#elif defined(CONFIG_X86_CMOV)
    asm("bsfl %1,%0\n\t"
        "cmovz1 %2,%0"
        : "&r" (r) : "rm" (x), "r" (-1));
#else
    asm("bsfl %1,%0\n\t"
        "jnz 1f\n\t"
        "movl $-1,%0\n"
        "1:" : "=r" (r) : "rm" (x));
#endif
#else
    asm("");
#endif
    return r + 1;
}

```


The following code example passes the check and will not give a warning about this issue:

```

unsigned int
bswap(unsigned int x)
{
    asm("");
    return x;
}


```

MISRAC2012-Dir-4.4

Synopsis	Code sections in comments were found where the comment ends with a ';', '{', or '' character.
Enabled by default	No
Severity/Certainty	Low/Medium 
Full description	(Advisory) Sections of code should not be "commented out" Code sections in comments were found where the comment ends with a ';', '{', or '' character.
Coding standards	MISRA C:2012 Dir-4.4 (Advisory) Sections of code should not be "commented out"
Code examples	<p>The following code example fails the check and will give a warning:</p> <pre>void example(void) { /* int i; */ }</pre> <p>The following code example passes the check and will not give a warning about this issue:</p> <pre>void example(void) { #if 0 int i; #endif }</pre>


MISRAC2012-Dir-4.6_a

Synopsis	The basic types char, int, short, long, double, and float are used without a typedef.
Enabled by default	No


Severity/Certainty	Low/High 
Full description	(Advisory) typedefs that indicate size and signedness should be used in place of the basic numerical types The basic types char, int, short, long, double, and float are used without a typedef. Best practice is to use typedefs for portability.
Coding standards	MISRA C:2012 Dir-4.6 (Advisory) typedefs that indicate size and signedness should be used in place of the basic numerical types
Code examples	The following code example fails the check and will give a warning: <pre>typedef signed charSCHAR; typedef intINT; typedef floatFLOAT; INT func(FLOAT f, INT *pi) { INT x; INT (*fp)(const char *); }</pre> <p>The following code example passes the check and will not give a warning about this issue:</p> <pre>typedef signed charSCHAR; typedef intINT; typedef floatFLOAT; INT func(FLOAT f, INT *pi) { INT x; INT (*fp)(const SCHAR *); }</pre>

MISRAC2012-Dir-4.9

Synopsis	Function-like macros were detected.
Enabled by default	No


Severity/Certainty	<p>Low/Low</p> 
Full description	<p>(Advisory) A function should be used in preference to a function-like macro where they are interchangeable robust mechanism. This is particularly true with respect to the type checking of parameters, and the problem of function-like macros potentially evaluating parameters multiple times. Inline functions should be used instead.</p>
Coding standards	<p>MISRA C:2012 Dir-4.9</p> <p>(Advisory) A function should be used in preference to a function-like macro where they are interchangeable</p>
Code examples	<p>The following code example fails the check and will give a warning:</p> <pre>#define ABS(x) ((x) < 0 ? -(x) : (x)) void example(void) { int a; ABS (a); }</pre> <p>The following code example passes the check and will not give a warning about this issue:</p> <pre>template <typename T> inline T ABS(T x) { return x < 0 ? -x : x; }</pre>

MISRAC2012-Dir-4.10

Synopsis	Header files were found without #include guards.
Enabled by default	Yes
Severity/Certainty	<p>Low/Low</p> 
Full description	<p>(Required) Precautions shall be taken in order to prevent the contents of a header file being included more than once Header files were found without #include guards. This</p>

	means that a header file can be included more than once, causing confusion or undefined behavior.
Coding standards	MISRA C:2012 Dir-4.10 (Required) Precautions shall be taken in order to prevent the contents of a header file being included more than once
Code examples	The following code example fails the check and will give a warning: <pre>#include "unguarded_header.h" void example(void) {}</pre> The following code example passes the check and will not give a warning about this issue: <pre>#include <stdlib.h> #include "header.h" /* contains #ifndef HDR #define HDR ... #endif */ void example(void) {}</pre>

MISRAC2012-Rule-1.3_a

Synopsis	An expression resulting in 0 is used as a divisor.
Enabled by default	Yes
Severity/Certainty	High/High 
Full description	(Required) There shall be no occurrence of undefined or critical unspecified behaviour An expression that was determined by interval analysis to be 0, is used as a divisor. This will cause a 'divide by zero' runtime error.
Coding standards	CERT INT33-C Ensure that division and modulo operations do not result in divide-by-zero errors CWE 369 Divide By Zero MISRA C:2012 Rule-1.3

(Required) There shall be no occurrence of undefined or critical unspecified behaviour

Code examples

The following code example fails the check and will give a warning:

```
int foo(void)
{
    int a = 3;
    a--;
    return 5 / (a-2); // a-2 is 0
}
#include <stdlib.h>

int main (void)

{
    int *p = malloc( sizeof(int));
    int x = foo (p);
    /* foo(2) returns 8, so we have a division by zero below */
    x = 1 / (x - 8);           /*@@ZDV-RED@@ */

    return x;
}


int foo(int * p){
    return 8;
}
```

The following code example passes the check and will not give a warning about this issue:

```
int foo(void)
{
    int a = 3;
    a--;
    return 5 / (a+2); // OK - a+2 is 4
}
```

MISRAC2012-Rule-1.3_b

Synopsis	A variable was found that is assigned the value 0, and then used as a divisor.
Enabled by default	Yes

Severity/Certainty	High/High 
Full description	(Required) There shall be no occurrence of undefined or critical unspecified behavior A variable was found that is assigned the value 0, and then used as a divisor. This will cause a 'divide by zero' runtime error.
Coding standards	CERT INT33-C Ensure that division and modulo operations do not result in divide-by-zero errors CWE 369 Divide By Zero MISRA C:2012 Rule-1.3 (Required) There shall be no occurrence of undefined or critical unspecified behaviour
Code examples	The following code example fails the check and will give a warning: <pre>int foo(void) { int a = 20, b = 0, c; c = a / b; /* Divide by zero */ return c; }</pre> The following code example passes the check and will not give a warning about this issue:

```

int foo(void)
{
    int a = 20, b = 5, c;

    c = a / b; /* b is not 0 */

    return c;
}
int main() {
    int totalen = 0;
    int i=0;
    float tmp=1;

    for( i=1; i<10; i++){
        totalen++;
    }


    foo(2/totalen);

    return 0;
}

int foo(int x){
    return x;
}

```

MISRAC2012-Rule-1.3_c

Synopsis	A variable is used as a divisor after a successful comparison with 0.
Enabled by default	Yes
Severity/Certainty	Medium/High 
Full description	(Required) There shall be no occurrence of undefined or critical unspecified behavior A variable is compared with 0 and then used as a divisor without being written to beforehand. This comparison implies that the variable's value is 0 for the subsequent statements. Using it as a divisor afterwards causes a 'divide by zero' runtime error.

Coding standards	<p>CERT INT33-C</p> <p>Ensure that division and modulo operations do not result in divide-by-zero errors</p> <p>CWE 369</p> <p>Divide By Zero</p> <p>MISRA C:2012 Rule-1.3</p> <p>(Required) There shall be no occurrence of undefined or critical unspecified behaviour</p>
------------------	--

Code examples The following code example fails the check and will give a warning:

```
#include <stdlib.h>
int foo(void)
{
    int a = 20;
    int p = rand();

    if (p == 0) /* p is 0 */
        a = 34 / p;

    return a;
}
```

The following code example passes the check and will not give a warning about this issue:


```
#include <stdlib.h>
int foo(void)
{
    int a = 20;
    int p = rand();

    if (p != 0) /* p is not 0 */
        a = 34 / p;


    return a;
}
```

MISRAC2012-Rule-1.3_d


Synopsis	A variable used as a divisor is subsequently compared with 0.
Enabled by default	Yes

Severity/Certainty	<p>Low/High</p> 
Full description	<p>(Required) There shall be no occurrence of undefined or critical unspecified behavior A variable is compared to 0 after it is used as a divisor, but before it is written to again. The comparison implies that the variable's value might be 0, and might have been for the preceding statements. Because the variable is used as a divisor in one of these statements (causing a 'divide by zero' runtime error), the execution can never reach the comparison when the value is 0, making it redundant.</p>
Coding standards	<p>CERT INT33-C</p> <p style="padding-left: 40px;">Ensure that division and modulo operations do not result in divide-by-zero errors</p> <p>CWE 369</p> <p style="padding-left: 40px;">Divide By Zero</p> <p>MISRA C:2012 Rule-1.3</p> <p style="padding-left: 40px;">(Required) There shall be no occurrence of undefined or critical unspecified behaviour</p>
Code examples	<p>The following code example fails the check and will give a warning:</p> <pre>int foo(int p) { int a = 20, b = 1; b = a / p; if (p == 0) // Checking the value of 'p' too late. return 0; return b; }</pre> <p>The following code example passes the check and will not give a warning about this issue:</p> <pre>int foo(int p) { int a = 20, b; if (p == 0) return 0; b = a / p; /* Here 'p' is non-zero. */ return b; }</pre>

MISRAC2012-Rule-1.3_e

Synopsis	A value that is determined using interval analysis to be 0 is used as a divisor.
Enabled by default	Yes
Severity/Certainty	Medium/Medium 
Full description	(Required) There shall be no occurrence of undefined or critical unspecified behaviour A value that is determined using interval analysis to be 0 is used as a divisor. The division might cause a 'divide by zero' runtime error.
Coding standards	CERT INT33-C <p>Ensure that division and modulo operations do not result in divide-by-zero errors</p> <p>CWE 369 Divide By Zero</p> <p>MISRA C:2012 Rule-1.3 (Required) There shall be no occurrence of undefined or critical unspecified behaviour</p>
Code examples	The following code example fails the check and will give a warning: <pre>int foo(void) { int a = 1; a--; return 5 / a; /* a is 0 */ }</pre> <p>The following code example passes the check and will not give a warning about this issue:</p> <pre>int foo(void) { int a = 2; a--; return 5 / a; /* OK - a is 1 */ }</pre>

MISRAC2012-Rule-1.3_f

Synopsis	An expression that might be 0 is used as a divisor.
Enabled by default	Yes
Severity/Certainty	High/Low 
Full description	(Required) There shall be no occurrence of undefined or critical unspecified behaviour An expression, whose value is determined by interval analysis to contain 0, is used as a divisor. This might cause a 'divide by zero' runtime error.
Coding standards	CERT INT33-C <p style="margin-left: 40px;">Ensure that division and modulo operations do not result in divide-by-zero errors</p> <p>CWE 369 <p style="margin-left: 40px;">Divide By Zero</p> <p>MISRA C:2012 Rule-1.3 <p style="margin-left: 40px;">(Required) There shall be no occurrence of undefined or critical unspecified behaviour</p> </p></p>
Code examples	The following code example fails the check and will give a warning:


```

int main (void)
{
    int x = 2;

    int i;

    /* The second iteration leads to a division by zero*/

    for (i = 1; i < 3; i++) { x = x / (2 - i); }
    /*@@ZDV-RED@@ */

    return x;
}

int foo(void)
{
    int a = 3;
    a--;
    return 5 / (a-2); // a-2 is 0
}

```

The following code example passes the check and will not give a warning about this issue:


```

int foo(void)
{
    int a = 3;
    a--;
    return 5 / (a+2); // OK - a+2 is 4
}

```


MISRAC2012-Rule-1.3_g

Synopsis	A global variable is not checked against 0 before it is used as a divisor.
Enabled by default	Yes

Severity/Certainty	<p>Medium/Low</p> 
Full description	<p>(Required) There shall be no occurrence of undefined or critical unspecified behaviour If the variable has a value of 0, then a `divide by zero' runtime error will occur.</p>
Coding standards	<p>CWE 369 Divide By Zero MISRA C:2012 Rule-1.3 (Required) There shall be no occurrence of undefined or critical unspecified behaviour</p>
Code examples	<p>The following code example fails the check and will give a warning:</p> <pre>int x; int example() { return 5/x; }</pre> <p>The following code example passes the check and will not give a warning about this issue:</p> <pre>int x; int example() { if (x != 0){ return 5/x; } }</pre>

MISRAC2012-Rule-1.3_h

Synopsis	A local variable is not checked against 0 before it is used as a divisor.
Enabled by default	Yes

Severity/Certainty	Medium/Low 
Full description	(Required) There shall be no occurrence of undefined or critical unspecified behavior A local variable is not checked to make sure it does not have a value of 0 before it is used as a divisor. If the variable has a value of 0, a 'divide by zero' runtime error will occur.
Coding standards	CWE 369 Divide By Zero MISRA C:2012 Rule-1.3 (Required) There shall be no occurrence of undefined or critical unspecified behaviour
Code examples	The following code example fails the check and will give a warning: <pre>int rand(); int example() { int x = rand(); return 5/x; }</pre> The following code example passes the check and will not give a warning about this issue: <pre>int rand(); int example() { int x = rand(); if (x != 0){ return 5/x; } }</pre>

MISRAC2012-Rule-2.1_a

Synopsis	A case statement within a switch statement cannot be reached.
Enabled by default	Yes

Severity/Certainty

Low/Medium



Full description

(Required) A project shall not contain unreachable code A case statement within a switch statement cannot be reached, because the switch's expression cannot have the value of the case's label. This often occurs because literal values have been assigned to the switch condition. An unreachable case statement is not unsafe as such, but might indicate a programming error.

Coding standards

CERT MSC07-C

Detect and remove dead code

MISRA C:2012 Rule-2.1

(Required) A project shall not contain unreachable code

Code examples

The following code example fails the check and will give a warning:

```
void example(void) {
    int x = 42;


    switch(2 * x) {
    case 42 : //unreachable case, as x is 84
        ;
    default :
        ;
    }
}
```

The following code example passes the check and will not give a warning about this issue:

```
void example(void) {
    int x = 42;

    switch(2 * x) {
    case 84 :
        ;
    default :
        ;
    }
}
```

MISRAC2012-Rule-2.1_b

Synopsis	A part of the application is never executed.
Enabled by default	Yes
Severity/Certainty	Low/Medium 
Full description	(Required) A project shall not contain unreachable code A part of the application is never executed. This might indicate problems with the application's branching structure.
Coding standards	CERT MSC07-C Detect and remove dead code CWE 561 Dead Code MISRA C:2012 Rule-2.1 (Required) A project shall not contain unreachable code
Code examples	The following code example fails the check and will give a warning: <pre>#include <stdio.h> int f(int mode) { switch (mode) { case 0: return 1; printf("Hello!"); // This line cannot execute. default: return -1; } }</pre> The following code example passes the check and will not give a warning about this issue:

```
#include <stdio.h>

int f(int mode) {
    switch (mode) {
        case 0:
            printf("Hello!"); // This line can execute.
            return 1;
        default:
            return -1;
    }
}
```

MISRAC2012-Rule-2.2_a

Synopsis A statement potentially contains no side effects.

Enabled by default Yes

Severity/Certainty Low/Medium



Full description (Required) There shall be no dead code

Coding standards CERT MSC12-C
 Detect and remove code that has no effect
 CWE 482
 Comparing instead of Assigning
 MISRA C:2012 Rule-2.2
 (Required) There shall be no dead code

Code examples The following code example fails the check and will give a warning:

```
void example(void) {
    int x = 1;
    x = 2;
    x < x;
}
```

The following code example passes the check and will not give a warning about this issue:

```
#include <string>
#include "iar.h"

void f();
template<class T>
struct X {
    int x;

    int get() const {
        return x;
    }

    X(int y) :
        x(y) {}
};

typedef X<int> intX;

void example(void) {
    /* everything below has a side-effect */
    int i=0;
    f();
    (void)f();
    ++i;
    i+=1;
    i++;
    char *p = "test";
    STD string s;
    s.assign(p);
    STD string *ps = &s;
    ps -> assign(p);
    intX xx(1);
    xx.get();
    intX(1);
}
```

MISRAC2012-Rule-2.2_c

Synopsis	A variable is assigned a value that is never used.
Enabled by default	Yes

Severity/Certainty

Low/Medium



Full description

(Required) There shall be no dead code A variable is initialized or assigned a value, and then another assignment destroys that value before it is used. This check does not detect situations where the value is simply lost when the function ends. This is not unsafe as such, but might indicate a logical error.

Coding standards

MISRA C:2012 Rule-2.2

(Required) There shall be no dead code

Code examples

The following code example fails the check and will give a warning:

```
int example(void) {
    int x;

    x = 20;

    x = 3;
    return 0;
}
#include <stdlib.h>

void ex(void) {
    int *p = 0;
    int *q = 0;
    p = malloc(sizeof(int));
    q = malloc(sizeof(int));
    p = q; //p is not used after this assignment
    return;
}
```

The following code example passes the check and will not give a warning about this issue:


```

#include <stdlib.h>


int *ex(void) {
    int *p;
    p = malloc(sizeof(int));
    return p; //the value is returned
}
int example(void) {
    int x;

    x = 20;

    return x;
}

```

MISRAC2012-Rule-2.7


Synopsis	A function parameter is declared but not used.
Enabled by default	No
Severity/Certainty	Low/Medium 
Full description	(Advisory) There should be no unused parameters in functions A function parameter is declared but not used. This might be intentional, and is not unsafe as such. For example, the function might need to follow a specific calling convention, or might be a virtual C++ function that does not need as much information from its arguments as other functions do. Make sure that it is not an error.
Coding standards	CWE 563 Unused Variable MISRA C:2012 Rule-2.7 (Advisory) There should be no unused parameters in functions
Code examples	The following code example fails the check and will give a warning:

```
int example(int x) {
    /* `x' is not used */
    return 20;
}
```

The following code example passes the check and will not give a warning about this issue:


```
int example(int x) {
    return x + 20;
}
```

MISRAC2012-Rule-3.1


Synopsis	The character sequences <code>/*</code> and <code>//</code> were found within a comment.
Enabled by default	Yes
Severity/Certainty	Medium/Medium 
Full description	(Required) The character sequences <code>/*</code> and <code>//</code> shall not be used within a comment
Coding standards	MISRA C:2012 Rule-3.1 (Required) The character sequences <code>/*</code> and <code>//</code> shall not be used within a comment
Code examples	The following code example fails the check and will give a warning: <pre>// This is /* a comment</pre> The following code example passes the check and will not give a warning about this issue: <pre>// This is a comment</pre>

MISRAC2012-Rule-4.2

Synopsis	Trigraphs were found in string literals.
Enabled by default	No


Severity/Certainty	Low/Medium 
Full description	(Advisory) Trigraphs should not be used
Coding standards	MISRA C:2012 Rule-4.2 (Advisory) Trigraphs should not be used
Code examples	The following code example fails the check and will give a warning: <pre>void func() { char * str = "abc??!def"; }</pre> <p>The following code example passes the check and will not give a warning about this issue:</p> <pre>void func() { char * str = "abc??def"; }</pre>

MISRAC2012-Rule-5.1

Synopsis	An external identifier was found that is not unique for the first 31 characters, but still not identical.
Enabled by default	Yes
Severity/Certainty	Low/Medium 
Full description	(Required) External identifiers shall be distinct

Coding standards	MISRA C:2012 Rule-5.1 (Required) External identifiers shall be distinct
Code examples	<p>The following code example fails the check and will give a warning:</p> <pre>int ABC; void example (void) { } </pre> <p>The following code example passes the check and will not give a warning about this issue:</p> <pre>int a; void example (void) { } </pre>

MISRAC2012-Rule-5.3_a

Synopsis	The declaration of a local variable hides a global declaration.
Enabled by default	Yes
Severity/Certainty	Medium/Medium 
Full description	(Required) An identifier declared in an inner scope shall not hide an identifier declared in an outer scope This might be intentional. However, a different name should be used in case a reference to the global variable is attempted, and the local value is changed or returned accidentally.
Coding standards	CERT DCL01-C Do not reuse variable names in subsscopes CERT DCL01-CPP Do not reuse variable names in subsscopes MISRA C:2012 Rule-5.3

(Required) An identifier declared in an inner scope shall not hide an identifier declared in an outer scope

Code examples

The following code example fails the check and will give a warning:

```
int x;

int foo (int y ){
    int x=0;
    x++;
    return x+y;
}
```

The following code example passes the check and will not give a warning about this issue:

```
int x;

int foo (int y ){

    x++;
    return x+y;
}
```

MISRAC2012-Rule-5.3_b

Synopsis

The definition of a local variable hides a previous local definition.

Enabled by default

Yes

Severity/Certainty

Medium/Medium



Full description

(Required) An identifier declared in an inner scope shall not hide an identifier declared in an outer scope A local variable is declared with the same name as another local variable, hiding the outer value from this scope, from this point onwards. This might be intentional, but it is better to use a different name for the second variable, so that a reference to the outer variable does not accidentally change or return the inner value.

Coding standards

CERT DCL01-C

Do not reuse variable names in subscopes

CERT DCL01-CPP

Do not reuse variable names in subscopes

MISRA C:2012 Rule-5.3

(Required) An identifier declared in an inner scope shall not hide an identifier declared in an outer scope

Code examples

The following code example fails the check and will give a warning:

```
int foo(int x ){
    for (int y= 0; y < 10 ; y++){
        for (int y = 0; y < 100; y ++){
            return x+y;
        }
    }
    return x;
}

int foo2(int x){
    int y = 10;


    for (int y= 0; y < 10 ; y++)
        x++;
    return x;
}

int foo3(int x){
    int y = 10;
    {
        int y = 100;
        return x + y;
    }
}
```

The following code example passes the check and will not give a warning about this issue:

```
int foo(int x){
    for (int y=0; y < 10; y++)
        x++;
    for (int y=0; y < 10; y++)
        x++;
    return x;
}
```

MISRAC2012-Rule-5.3_c

Synopsis	The declaration of a variable hides a parameter of the function.
Enabled by default	Yes
Severity/Certainty	Medium/Medium 
Full description	(Required) An identifier declared in an inner scope shall not hide an identifier declared in an outer scope. This might be intentional, but it is better to use a different name for the variable, so that a reference to the argument does not accidentally change or return the inner value.
Coding standards	CERT DCL01-C Do not reuse variable names in subsopes CERT DCL01-CPP Do not reuse variable names in subsopes MISRA C:2012 Rule-5.3 (Required) An identifier declared in an inner scope shall not hide an identifier declared in an outer scope
Code examples	The following code example fails the check and will give a warning:

```
int foo(int x){

    for (int x = 0; x < 100; x++);


    return x;
}
```

The following code example passes the check and will not give a warning about this issue:

```
int foo(int x){
    int y;

    return x;
}
```

MISRAC2012-Rule-5.4_c89


Synopsis	Macro names were found that are not distinct in their first 31 characters from their macro parameters or other macro names.
Enabled by default	Yes
Severity/Certainty	Low/Medium 
Full description	(Required) Macro identifiers shall be distinct
Coding standards	MISRA C:2012 Rule-5.4 (Required) Macro identifiers shall be distinct
Code examples	The following code example fails the check and will give a warning: <pre>/* MISRA C 2012 Rule 5.4 Example */ /* 1234567890123456789012345678901***** Characters */ #define engine_exhaust_gas_temperature_raw egt_r #define engine_exhaust_gas_temperature_scaled egt_s /* Non-compliant */</pre>

The following code example passes the check and will not give a warning about this issue:

```
/* MISRA C 2012 Rule 5.4 Example */

/*      1234567890123456789012345678901*****
Characters */
#define engine_exhaust_gas_temp_raw          egt_r
#define engine_exhaust_gas_temp_scaled      egt_s /*
Compliant */
```

MISRAC2012-Rule-5.4_c99

Synopsis	Macro names were found that are not distinct in their first 63 characters from their macro parameters or other macro names.
Enabled by default	Yes
Severity/Certainty	Low/Medium 
Full description	(Required) Macro identifiers shall be distinct
Coding standards	MISRA C:2012 Rule-5.4 (Required) Macro identifiers shall be distinct
Code examples	The following code example fails the check and will give a warning: <pre>/* MISRA C 2012 Rule 5.4 Example */ /* 123456789012345678901234567890123456789012345678901234567890123** ***** Characters */ #define engine_exhaust_gas_temperature_blablablablablablablablablablabla_ raw egt_r #define engine_exhaust_gas_temperature_blablablablablablablablablablabla_ scaled egt_s /* Non-compilant */</pre> <p>The following code example passes the check and will not give a warning about this issue:</p>


```

/* MISRA C 2012 Rule 5.4 Example */

/*
123456789012345678901234567890123456789012345678901234567890123**
*****
          Characters */
#define
engine_exhaust_gas_temperature_raw_blablablablablablablablablabla
bla    egt_r
#define
engine_exhaust_gas_temperature_scaled_blablablablablablablablabla
blabla egt_s /* Compilant */

```

MISRA C2012-Rule-5.5_c89

Synopsis	Non-macro identifiers were found that are not distinct in their first 31 characters from macro names.
Enabled by default	Yes
Severity/Certainty	Low/Medium 
Full description	(Required) Identifiers shall be distinct from macro names
Coding standards	MISRA C:2012 Rule-5.5 (Required) Identifiers shall be distinct from macro names
Code examples	The following code example fails the check and will give a warning: <pre> /* MISRA C 2012 Rule 5.5 Example */ #include "mc2_types.h" #define Sum(x, y) ((x) + (y)) int16_t Sum; </pre> The following code example passes the check and will not give a warning about this issue:

```

/* MISRA C 2012 Rule 5.5 Example */


#include "mc2_types.h"

#define Sum(x, y) ( ( x ) + ( y ) )

int16_t x = Sum ( 1, 2 );

```

MISRAC2012-Rule-5.5_c99

Synopsis	Non-macro identifiers were found that are not distinct in their first 63 characters from macro names.
Enabled by default	Yes
Severity/Certainty	Low/Medium 
Full description	(Required) Identifiers shall be distinct from macro names
Coding standards	MISRA C:2012 Rule-5.5 (Required) Identifiers shall be distinct from macro names
Code examples	The following code example fails the check and will give a warning: <pre> /* MISRA C 2012 Rule 5.5 Example */ #include "mc2_types.h" #define Sum(x, y) ((x) + (y)) int16_t Sum; </pre> <p>The following code example passes the check and will not give a warning about this issue:</p>

```

/* MISRA C 2012 Rule 5.5 Example */

#include "mc2_types.h"

#define Sum(x, y) ( ( x ) + ( y ) )

int16_t x = Sum ( 1, 2 );

```

MISRAC2012-Rule-5.6

Synopsis A typedef with this name has already been declared.

Enabled by default Yes

Severity/Certainty Low/Medium



Full description (Required) A typedef name shall be a unique identifier

Coding standards MISRA C:2012 Rule-5.6
(Required) A typedef name shall be a unique identifier

Code examples The following code example fails the check and will give a warning:

```

typedef int WIDTH;
//dummy comment
void f1()
{
    WIDTH w1;
}

void f2()
{
    typedef float WIDTH;
    WIDTH w2;
    WIDTH w3;
}

```

The following code example passes the check and will not give a warning about this issue:

```

namespace NS1
{
    typedef int WIDTH;
}
// f2.cc
namespace NS2
{
    typedef float WIDTH; // Compliant - NS2::WIDTH is not the same
as NS1::WIDTH
}
NS1::WIDTH w1;
NS2::WIDTH w2;

```

MISRAC2012-Rule-5.7

Synopsis A class, struct, union, or enum declaration clashes with a previous declaration.

Enabled by default Yes

Severity/Certainty Low/Medium



Full description (Required) A tag name shall be a unique identifier

Coding standards MISRA C:2012 Rule-5.7

(Required) A tag name shall be a unique identifier

Code examples The following code example fails the check and will give a warning:

```

void f1()
{
    class TYPE {};
}

void f2()
{
    float TYPE; // non-compliant
}

```


The following code example passes the check and will not give a warning about this issue:

```
enum ENS {ONE, TWO };

void f1()
{
    class TYPE {};
}

void f4()
{
    union GRRR {
        int i;
        float f;
    };
}
```


MISRAC2012-Rule-5.8

Synopsis	One or more external identifier names were found that are not unique.
Enabled by default	Yes
Severity/Certainty	Low/Medium 
Full description	(Required) Identifiers that define objects or functions with external linkage shall be unique
Coding standards	MISRA C:2012 Rule-5.8 (Required) Identifiers that define objects or functions with external linkage shall be unique
Code examples	The following code example fails the check and will give a warning: <pre>/* file1.c */ #include <stdint.h> void foo (void) /* "foo" has external linkage */ { int16_t index; /* "index" has no linkage */ }</pre>

The following code example passes the check and will not give a warning about this issue:


```
/* file1.c */
#include <stdint.h>
int32_t count; /* "count" has external linkage */
void foo ( void ) /* "foo" has external linkage */
{
    int16_t index; /* "index" has no linkage */
}
```

MISRA C:2012-Rule-6.1

Synopsis	Bitfields of plain int type were found.
Enabled by default	Yes
Severity/Certainty	Medium/Medium 
Full description	(Required) Bitfields shall only be declared with an appropriate type
Coding standards	MISRA C:2012 Rule-6.1 (Required) Bit-fields shall only be declared with an appropriate type
Code examples	The following code example fails the check and will give a warning: <pre>struct bad { int x:3; }; enum digs { ONE, TWO, THREE, FOUR };</pre> <pre>struct bad { digs d:3; };</pre> <p>The following code example passes the check and will not give a warning about this issue:</p>


```
struct good {
    signed int x:3;
};
struct good {
    unsigned int x:3;
};
```

MISRAC2012-Rule-6.2


Synopsis	Signed single-bit bitfields (excluding anonymous fields) were found.
Enabled by default	Yes
Severity/Certainty	Low/Low 
Full description	(Required) Single-bit named bitfields shall not be of a signed type
Coding standards	MISRA C:2012 Rule-6.2 (Required) Single-bit named bit fields shall not be of a signed type
Code examples	The following code example fails the check and will give a warning: <pre>struct S { signed int a : 1; // Non-compliant };</pre> <p>The following code example passes the check and will not give a warning about this issue:</p> <pre>struct S { signed int b : 2; signed int : 0; signed int : 1; signed int : 2; };</pre>

MISRAC2012-Rule-7.1

Synopsis	Octal integer constants are used.
----------	-----------------------------------

Enabled by default	Yes
Severity/Certainty	Low/Medium 
Full description	(Required) Octal constants shall not be used
Coding standards	MISRA C:2012 Rule-7.1 (Required) Octal constants shall not be used
Code examples	The following code example fails the check and will give a warning: <pre>void func(void) { int x = 077; }</pre> <p>The following code example passes the check and will not give a warning about this issue:</p> <pre>void func(void) { int x = 63; }</pre>

MISRAC2012-Rule-7.2

Synopsis	There are unsigned integer constants without a U suffix.
Enabled by default	Yes
Severity/Certainty	Low/Low 
Full description	(Required) A "u" or "U" suffix shall be applied to all integer constants that are represented in an unsigned type

Coding standards MISRA C:2012 Rule-7.2
 (Required) A "u" or "U" suffix shall be applied to all integer constants that are represented in an unsigned type

Code examples The following code example fails the check and will give a warning:

```
void example(void) {
    // 2147483648 -- does not fit in 31bits
    unsigned int x = 0x80000000;
}
```

The following code example passes the check and will not give a warning about this issue:

```
void example(void) {
    unsigned int x = 0x80000000u;
}
```

MISRAC2012-Rule-7.3

Synopsis The lower case character l was found used as a suffix on numeric constants.

Enabled by default Yes

Severity/Certainty Low/Medium



Full description (Required) The lowercase character "l" shall not be used in a literal suffix

Coding standards MISRA C:2012 Rule-7.3
 (Required) The lowercase character "l" shall not be used in a literal suffix

Code examples The following code example fails the check and will give a warning:

```
#include "mc2_types.h"


void func()
{
    const int64_t b = 0l;
}
```

The following code example passes the check and will not give a warning about this issue:


```
#include "mc2_types.h"

void func()
{
    const int64_t a = 0L;
}
```


MISRAC2012-Rule-7.4_a

Synopsis	A string literal was found assigned to a variable that is not declared as constant.
Enabled by default	Yes
Severity/Certainty	Low/Medium 
Full description	(Required) A string literal shall not be assigned to an object unless the object's type is "pointer to const-qualified char"
Coding standards	MISRA C:2012 Rule-7.4 (Required) A string literal shall not be assigned to an object unless the object's type is "pointer to const-qualified char"
Code examples	The following code example fails the check and will give a warning: <pre>void example(void) { char *s = "Hello, World!"; }</pre> <p>The following code example passes the check and will not give a warning about this issue:</p> <pre>void example(void) { const char *s = "Hello, World!"; }</pre>

MISRAC2012-Rule-7.4_b


Synopsis	Part of a string literal was found that is modified via the array subscript operator [].
Enabled by default	Yes
Severity/Certainty	Medium/Medium 
Full description	(Required) A string literal shall not be assigned to an object unless the object's type is "pointer to const-qualified char"
Coding standards	MISRA C:2012 Rule-7.4 (Required) A string literal shall not be assigned to an object unless the object's type is "pointer to const-qualified char"
Code examples	The following code example fails the check and will give a warning: <pre>void example(void) { "012345"[0]++; }</pre> The following code example passes the check and will not give a warning about this issue: <pre>void example(void) { const char *c = "01234"; }</pre>

MISRAC2012-Rule-8.1

Synopsis	An object or function of the type <code>int</code> is declared or defined, but its type is not explicitly stated.
Enabled by default	Yes
Severity/Certainty	Medium/High 

Full description	(Required) Types shall be explicitly specified
Coding standards	CERT DCL31-C Declare identifiers before using them MISRA C:2012 Rule-8.1 (Required) Types shall be explicitly specified
Code examples	The following code example fails the check and will give a warning: <pre>void func(void) { static y; }</pre> The following code example passes the check and will not give a warning about this issue: <pre>void func(void) { int x; }</pre>

MISRAC2012-Rule-8.2_a

Synopsis	Functions are declared with an empty () parameter list that does not form a valid prototype.
Enabled by default	Yes
Severity/Certainty	Medium/High 
Full description	(Required) Function types shall be in prototype form with named parameters
Coding standards	CERT DCL20-C Always specify void even if a function accepts no arguments MISRA C:2012 Rule-8.2 (Required) Function types shall be in prototype form with named parameters

Code examples

The following code example fails the check and will give a warning:

```
void func(); /* not a valid prototype in C */
void func2(void)
{
    func();
}
```

The following code example passes the check and will not give a warning about this issue:

```
void func(void);
void func2(void)
{
    func();
}
```

MISRAC2012-Rule-8.2_b

Synopsis

Function prototypes were found with unnamed parameters.

Enabled by default

Yes

Severity/Certainty

Low/High



Full description

(Required) Function types shall be in prototype form with named parameters

Coding standards

MISRA C:2012 Rule-8.2

(Required) Function types shall be in prototype form with named parameters

Code examples

The following code example fails the check and will give a warning:

```
char *strchr(const char *, int c);


void func(void)
{
    strchr("hello, world!\n", '!');
}
```

The following code example passes the check and will not give a warning about this issue:

```
char *strchr(const char *s, int c);


void func(void)
{
    strchr("hello, world!\n", '!');
}
```

MISRAC2012-Rule-8.10


Synopsis	Inline functions were found that are not declared as static.
Enabled by default	Yes
Severity/Certainty	Medium/Medium 
Full description	(Required) An inline function shall be declared with the static storage class
Coding standards	MISRA C:2012 Rule-8.10 (Required) An inline function shall be declared with the static storage class
Code examples	The following code example fails the check and will give a warning: <pre>inline int example(int a) { return a + 1; }</pre> <p>The following code example passes the check and will not give a warning about this issue:</p> <pre>inline static int example(int a) { return a + 1; }</pre>

MISRAC2012-Rule-8.11

Synopsis	One or more external arrays are declared without their size being stated explicitly or defined implicitly by initialization.
Enabled by default	No

Severity/Certainty	<p>Low/Medium</p> 
Full description	(Advisory) When an array with external linkage is declared, its size should be explicitly specified
Coding standards	<p>MISRA C:2012 Rule-8.11</p> <p>(Advisory) When an array with external linkage is declared, its size should be explicitly specified</p>
Code examples	<p>The following code example fails the check and will give a warning:</p> <pre>extern int a[];</pre> <p>The following code example passes the check and will not give a warning about this issue:</p> <pre>extern int a[10]; extern int b[] = { 0, 1, 2 };</pre>

MISRAC2012-Rule-8.14


Synopsis	The <code>restrict</code> type qualifier was found used in function parameters.
Enabled by default	Yes
Severity/Certainty	<p>Medium/Medium</p> 
Full description	(Required) The <code>restrict</code> type qualifier shall not be used
Coding standards	<p>MISRA C:2012 Rule-8.14</p> <p>(Required) The <code>restrict</code> type qualifier shall not be used</p>
Code examples	The following code example fails the check and will give a warning:


```
void example(void * restrict p, void * restrict q, int n) {
    printf("Bad function!\n");
}
```

The following code example passes the check and will not give a warning about this issue:

```
void example(void * p, void * q, int n) {
    printf("Bad function!\n");
}
```

MISRAC2012-Rule-9.1_a


Synopsis	Possible dereference of an uninitialized or NULL pointer.
Enabled by default	Yes
Severity/Certainty	Low/High 
Full description	(Mandatory) The value of an object with automatic storage duration shall not be read before it has been set On some execution paths, an uninitialized pointer value is dereferenced. This might cause memory corruption or an application crash. Pointer values must be initialized on all execution paths that result in a dereference.
Coding standards	CERT EXP33-C Do not reference uninitialized memory CWE 457 Use of Uninitialized Variable CWE 824 Access of Uninitialized Pointer MISRA C:2012 Rule-9.1 (Mandatory) The value of an object with automatic storage duration shall not be read before it has been set
Code examples	The following code example fails the check and will give a warning:

```
void example(void) {
    int *p;
    *p = 4; //p is uninitialized
}
```

The following code example passes the check and will not give a warning about this issue:

```
void example(void) {
    int *p, a;
    p = &a;
    *p = 4; //OK - p holds a valid address
}
```

MISRAC2012-Rule-9.1_b

Synopsis	Reads from local buffers are not preceded by writes.
Enabled by default	Yes
Severity/Certainty	High/Medium 
Full description	(Mandatory) The value of an object with automatic storage duration shall not be read before it has been set A value is read from an array, without being explicitly stored in that array first. This check determines whether at least one element of an array has been written before any element of the array is read. If the check triggers, it generally means that an uninitialized value is read. This might cause incorrect behavior or an application crash.
Coding standards	CERT EXP33-C Do not reference uninitialized memory CWE 457 Use of Uninitialized Variable MISRA C:2012 Rule-9.1 (Mandatory) The value of an object with automatic storage duration shall not be read before it has been set
Code examples	The following code example fails the check and will give a warning:

```

void example() {
    int x[20];
    x[0] = 1;
    int b = x[1]; /* bad read but check can't detect which elements
*/
}
/* won't work until signature of memcpy is known */
#include <string.h>
void example() {
    int a[20];
    int b[20];
    memcpy(a,b,20);
}

/* read thru alias */
void example() {
    int x[20];
    int *a = x;
    int b = a[1]; /* read x thru alias a, but x not init */
}
void example() {
    int a[20];
    int b = a[1];
}
void example() {
    int x[20];
    *x = 1;
    int b = x[1]; /* bad read but check can't detect which elements
*/
}

```

The following code example passes the check and will not give a warning about this issue:

```

void example() {
    int x[20];
    int *p = x;
    x[0]=1;
    int k = *p; /* read thru alias */
}
void example() {
    int x[20];
    int *p = x;
    p[0]=1; /* write thru alias */
    int k = *x;
}
struct X { int e; };
void example() {
    struct X x[20];
    x->e = 1;
    { struct X b = x[0]; } /* x[0] has been initialized via x->e,
but Goanna currently doesn't have pointer alias analysis on
individual array elements */
}
void example() {
    int x[20];
    *(x+0) = 1;
    int b = x[1]; /* bad read but check can't detect which elements
*/
}
extern void f(int*);
void example() {
    int a[20];
    f(a);
    int b = a[1];
}
void example() {
    int a[20] =
{1,2,3,4,5,6,7,8,9,10,11,12,13,14,15,16,17,18,19,20};
    int b = a[1];
}
void example() {
    int x[20];
    *x = 1;
    int b = x[1]; /* bad read but check can't detect which elements
*/
}
/* write thru alias */
void example() {
    int x[20];
    int *a = x;


```

```

    f(a); /* assumed init of x thru alias a */
    int b = x[1];
}
void example() {
    int x[20];
    x[0] = 1;
    int b = x[1]; /* bad read but check can't detect which elements
*/
}

```

MISRAC2012-Rule-9.1_c

Synopsis	In all executions, a struct has one or more fields read before they are initialized.
Enabled by default	Yes
Severity/Certainty	High/Medium 
Full description	(Mandatory) The value of an object with automatic storage duration shall not be read before it has been set. Using uninitialized values could lead to unexpected results or unpredictable program behavior, particularly in the case of pointer fields.
Coding standards	CERT EXP33-C Do not reference uninitialized memory CWE 457 Use of Uninitialized Variable MISRA C:2012 Rule-9.1 (Mandatory) The value of an object with automatic storage duration shall not be read before it has been set
Code examples	The following code example fails the check and will give a warning:

```

struct st {
    int x;
    int y;
};

void example(void) {
    int a;
    struct st str;
    a = str.x;
}

```

The following code example passes the check and will not give a warning about this issue:


```

struct st {
    int x;
    int y;
};

void example(int i) {
    int a;
    struct st str;
    str.x = i;
    a = str.x;
}

```

MISRAC2012-Rule-9.1_d

Synopsis	A field of a local struct is read before it is initialized.
Enabled by default	Yes
Severity/Certainty	High/Medium 
Full description	(Mandatory) The value of an object with automatic storage duration shall not be read before it has been set
Coding standards	CERT EXP33-C Do not reference uninitialized memory CWE 457

Use of Uninitialized Variable

MISRA C:2012 Rule-9.1

(Mandatory) The value of an object with automatic storage duration shall not be read before it has been set

Code examples

The following code example fails the check and will give a warning:

```
struct st {
    int x;
    int y;
};

void example(void) {
    int a;
    struct st str;
    a = str.x;
}
```

The following code example passes the check and will not give a warning about this issue:

```
struct st {
    int x;
    int y;
};

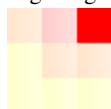
void example(void) {
    int a;
    struct st str;
    str.x = 0;
    a = str.x;
}
```

MISRAC2012-Rule-9.1_e

Synopsis In all executions, a variable is read before it is assigned a value.

Enabled by default Yes

Severity/Certainty High/High



Full description (Mandatory) The value of an object with automatic storage duration shall not be read before it has been set A variable is read before it is assigned a value, on all execution paths. Different paths might result in reading a variable at different execution points. Whichever path is executed, uninitialized data is read, leading to unpredictable behavior.

Coding standards CERT EXP33-C
 Do not reference uninitialized memory
 CWE 457
 Use of Uninitialized Variable
 MISRA C:2012 Rule-9.1
 (Mandatory) The value of an object with automatic storage duration shall not be read before it has been set

Code examples The following code example fails the check and will give a warning:

```
int main(void) {
    int x;

    x++; //x is uninitialized

    return 0;
}
```

The following code example passes the check and will not give a warning about this issue:

```
int main(void) {
    int x = 0;


    x++;

    return 0;
}
```

MISRAC2012-Rule-9.1_f

Synopsis A variable is read before it is assigned a value.

Enabled by default Yes

Severity/Certainty	High/Low 
Full description	(Mandatory) The value of an object with automatic storage duration shall not be read before it has been set On some execution paths, a variable is read before it is assigned a value. a value before it is read. This might cause unpredictable application behavior.
Coding standards	CWE 457 Use of Uninitialized Variable MISRA C:2012 Rule-9.1 (Mandatory) The value of an object with automatic storage duration shall not be read before it has been set
Code examples	The following code example fails the check and will give a warning: <pre>#include <stdlib.h> int main(void) { int x, y; if (rand()) { x = 0; } y = x; //x may not be initialized return 0; }</pre> The following code example passes the check and will not give a warning about this issue:

```
#include <stdlib.h>


int main(void) {
    int x;

    if (rand()) {
        x = 0;
    }


    /* x never read */

    return 0;
}
```


MISRAC2012-Rule-9.3

Synopsis	Arrays were found that are partially initialized.
Enabled by default	Yes
Severity/Certainty	Medium/Medium 
Full description	(Required) Arrays shall not be partially initialized
Coding standards	MISRA C:2012 Rule-9.3 (Required) Arrays shall not be partially initialized
Code examples	<p>The following code example fails the check and will give a warning:</p> <pre>void example(void) { int y[3][4] = { { 1, 2, 3 }, { 4, 5, 6 } }; }</pre> <p>The following code example passes the check and will not give a warning about this issue:</p> <pre>void example(void) { int y[3][2] = { { 1, 2 }, { 3, 4 }, { 5, 6 } }; }</pre>

MISRAC2012-Rule-9.5_a

Synopsis	Arrays, initialized with designated initializers but with no fixed length, were found.
Enabled by default	Yes
Severity/Certainty	Medium/Medium 
Full description	(Required) Where designated initializers are used to initialize an array object the size of the array shall be specified explicitly
Coding standards	MISRA C:2012 Rule-9.5 (Required) Where designated initializers are used to initialize an array object the size of the array shall be specified explicitly
Code examples	The following code example fails the check and will give a warning: <pre>void example(void) { int a1[] = { [0] = 1 }; }</pre> <p>The following code example passes the check and will not give a warning about this issue:</p> <pre>void example(void) { int a1[10] = { [0] = 1 }; }</pre>

MISRAC2012-Rule-9.5_b

Synopsis	Flexible array members were found initialized with a designated initializer.
Enabled by default	Yes
Severity/Certainty	Medium/Medium 

Full description	(Required) Where designated initializers are used to initialize an array object the size of the array shall be specified explicitly
Coding standards	MISRA C:2012 Rule-9.5 (Required) Where designated initializers are used to initialize an array object the size of the array shall be specified explicitly
Code examples	<p>The following code example fails the check and will give a warning:</p> <pre> struct A { int x; int y []; }; struct A a1 = {1, {[1]=2}}; void example (void) { } </pre> <p>The following code example passes the check and will not give a warning about this issue:</p> <pre> struct A { int x; int y [2]; }; struct A a1 = {1, {[1]=2}}; void example (void) { } </pre>

MISRAC2012-Rule-10.1_R2

Synopsis	An operand was found that is not of essentially Boolean type, despite being interpreted as a Boolean value.
Enabled by default	Yes
Severity/Certainty	Medium/Medium



Full description	(Required) Operands shall not be of an inappropriate essential type
Coding standards	MISRA C:2012 Rule-10.1 (Required) Operands shall not be of an inappropriate essential type

Code examples The following code example fails the check and will give a warning:

```
void func(int * ptr)
{
    if (!ptr) {}
}
void func()
{
    if (!0) {}
}
void example(void) {
    int x = 0;
    int y = 1;
    int a = x || y << 2;
}
void example(void) {
    int x = 0;
    int y = 1;
    int a = 5;
    (a + (x || y)) ? example() : example();
}
void example(void) {
    int x = 5;
    int y = 11;
    if (x || y) {
    }
}
void example(void) {

    int d, c, b, a;

    d = ( c & a ) && b;

}
```

The following code example passes the check and will not give a warning about this issue:

```

bool test()
{
    return true;
}

void example(void) {
    if(test()) {}
}
typedef charboolean_t; /* Compliant: Boolean-by-enforcement */

void example(void)
{
    boolean_t d;
    boolean_t c = 1;
    boolean_t b = 0;
    boolean_t a = 1;

    d = ( c && a ) && b;
}

void func(bool * ptr)
{
    if (*ptr) {}
}
typedef intboolean_t;

void example(void) {
    boolean_t x = 0;
    boolean_t y = 1;
    boolean_t a = 0;
    if (a && (x || y)) {
    }
}

void example(void) {
    int x = 0;
    int y = 1;
    int a = x == y;
}
#include <stdbool.h>

void example(void) {
    bool x = false;
    bool y = true;
    if (x || y) {
    }
}
typedef charboolean_t;


```

```

void example(void) {
    boolean_t x = 0;
    boolean_t y = 1;
    boolean_t a = x || y;
    a ? example() : example();
}

```

MISRAC2012-Rule-10.1_R3

Synopsis	An operand was found that is of essentially Boolean type, despite being interpreted as a numeric value.
Enabled by default	Yes
Severity/Certainty	Medium/Medium 
Full description	(Required) Operands shall not be of an inappropriate essential type
Coding standards	MISRA C:2012 Rule-10.1 (Required) Operands shall not be of an inappropriate essential type
Code examples	The following code example fails the check and will give a warning: <pre> void func(bool b) { bool x; bool y; y = x % b; } void example(void) { int x = 0; int y = 1; int a = 5; (a + (x y)) ? example() : example(); } void example(void) {} void example(void) { int x = 0; int y = 1; int a = (x == y) << 2; } </pre>

The following code example passes the check and will not give a warning about this issue:


```

int
isgood(int ch)
{
    return (ch & 0x80) == 0;
}

int example(int r, int f1, int f2)
{
    if (r && f1 == f2)
        return 1;
    else
        return 0;
}

bool test()
{
    return true;
}

void example(void) {
    if(test()) {}
}

typedef charboolean_t; /* Compliant: Boolean-by-enforcement */

void example(void)
{
    boolean_t d;
    boolean_t c = 1;
    boolean_t b = 0;
    boolean_t a = 1;

    d = ( c && a ) && b;
}

class foo {
    int val;
public:
    bool operator==(const foo &rhs) const { return val == rhs.val;
}
};

int example(bool r, const foo &f1, const foo &f2)
{
    if (r && f1 == f2)
        return 1;
    else
        return 0;
}

```

```

void func(bool * ptr)
{
    if (*ptr) {}
}
void func()
{
    bool x;
    bool y;
    y = x && y;
}
typedef intboolean_t;

void example(void) {
    boolean_t x = 0;
    boolean_t y = 1;
    boolean_t a = 0;
    if (a && (x || y)) {
    }
}

void example(void) {
    int x = 0;
    int y = 1;
    int a = x == y;
}
#include <stdbool.h>

void example(void) {
    bool x = false;
    bool y = true;
    if (x || y) {
    }
}

typedef charboolean_t;
void example(void) {
    boolean_t x = 0;
    boolean_t y = 1;
    boolean_t a = x || y;
    a ? example() : example();
}

```

MISRAC2012-Rule-10.1_R4

Synopsis	An operand was found that is of essentially character type, despite being interpreted as a numeric value.
Enabled by default	Yes

Severity/Certainty

Medium/Medium



Full description

(Required) Operands shall not be of an inappropriate essential type

Coding standards

MISRA C:2012 Rule-10.1

(Required) Operands shall not be of an inappropriate essential type

Code examples


The following code example fails the check and will give a warning:

```
void example(void) {
    char a = 'a';
    a << 1;
}
void example(void) {
    char a = 'a';
    char b = 'b';
    a & b;
}
void example(void) {
    char a = 'a';
    char b = 'b';
    char c;
    c = a * b;
}
void example(void) {
    int a[10];
    char b;
    a[b]++;
}
}
```


The following code example passes the check and will not give a warning about this issue:

```
void example(void) {
    char a = 'a';
    char b = 'b';
    char c;
    c = a + b;
}
}
```

MISRAC2012-Rule-10.1_R5


Synopsis	An operand that is of essentially enum type is used in an arithmetic operation, because an enum object uses an implementation-defined integer type.
Enabled by default	Yes
Severity/Certainty	Medium/Medium 
Full description	(Required) Operands shall not be of an inappropriate essential type An operand that is of essentially enum type is used in an arithmetic operation, because an enum object uses an implementation-defined integer type. An operation involving an enum object might therefore yield a result with an unexpected type. Note that an enumeration constant from an anonymous enum is of essentially signed type.
Coding standards	MISRA C:2012 Rule-10.1 (Required) Operands shall not be of an inappropriate essential type
Code examples	<p>The following code example fails the check and will give a warning:</p> <pre>enum ens { ONE, TWO, THREE }; void func(ens b) { ens x; bool y; y = x b; } void example(void) {}</pre> <p>The following code example passes the check and will not give a warning about this issue:</p> <pre>void example(void) {} enum ens { ONE, TWO, THREE }; void func(ens b) { ens y; y = b; }</pre>

MISRAC2012-Rule-10.1_R6


Synopsis	Shift and bitwise operations were found performed on operands of essentially signed type.
Enabled by default	Yes
Severity/Certainty	Medium/Medium 
Full description	(Required) Operands shall not be of an inappropriate essential type Shift and bitwise operations were found performed on operands of essentially signed type. The resulting numeric value is implementation-defined.
Coding standards	MISRA C:2012 Rule-10.1 (Required) Operands shall not be of an inappropriate essential type
Code examples	The following code example fails the check and will give a warning: <pre>void example(void) { int x = -(1U); x ^ 1; x & 0x7F; ((unsigned int)x) & 0x7F; }</pre> <p>The following code example passes the check and will not give a warning about this issue:</p> <pre>void example(void) { int x = -1; ((unsigned int)x) ^ 1U; 2U ^ 1U; ((unsigned int)x) & 0x7FU; ((unsigned int)x) & 0x7FU; }</pre>

MISRAC2012-Rule-10.1_R7

Synopsis	The right-hand operand of a shift operator is not of essentially unsigned type.
----------	---


Enabled by default	Yes
Severity/Certainty	Medium/Medium 
Full description	(Required) Operands shall not be of an inappropriate essential type The right-hand operand of a shift operator is not of essentially unsigned type, meaning that undefined behavior might result from a negative shift.
Coding standards	MISRA C:2012 Rule-10.1 (Required) Operands shall not be of an inappropriate essential type
Code examples	The following code example fails the check and will give a warning: <pre>void example(void) { int a; unsigned int b; b << a; }</pre> The following code example passes the check and will not give a warning about this issue: <pre>void example(void) { unsigned int a; unsigned int b; b << a; }</pre>

MISRAC2012-Rule-10.1_R8

Synopsis	An operand of essentially unsigned typed is used as the operand to the unary minus operator.
Enabled by default	Yes
Severity/Certainty	Medium/Medium 

Full description	(Required) Operands shall not be of an inappropriate essential type An operand of essentially unsigned typed is used as the operand to the unary minus operator. This is problematic because the signedness of the result is determined by the implementation-defined size of int.
Coding standards	MISRA C:2012 Rule-10.1 (Required) Operands shall not be of an inappropriate essential type
Code examples	The following code example fails the check and will give a warning: <pre>void example(void) { unsigned int max = -1U; // use max = ~0U; }</pre> The following code example passes the check and will not give a warning about this issue: <pre>void example(void) { int neg_one = -1; }</pre>

MISRAC2012-Rule-10.2

Synopsis	Expressions of essentially character type were found used inappropriately in addition and subtraction operations.
Enabled by default	Yes
Severity/Certainty	Medium/Medium 
Full description	(Required) Expressions of essentially character type shall not be used inappropriately in addition and subtraction operations
Coding standards	MISRA C:2012 Rule-10.2 (Required) Expressions of essentially character type shall not be used inappropriately in addition and subtraction operations
Code examples	The following code example fails the check and will give a warning:

```

typedef enum test {
    one,
    two,
    three
} myEnum;

void example(void) {
    char a = 'a' - two;
}

void example(void) {
    int a = 5;
    char c = (a == 10) + '0';
}

void example(void) {
    char a = 10 - 'a';
}

void example(void) {
    char a = 'a' - (10 == 5);
}

void example(void) {
    double a = 1.00f;
    char c = 'a' - a;
}

void example(void) {
    char a = '9';
    char c = a + '0';
}

typedef enum test {
    one,
    two,
    three
} myEnum;

void example(void) {
    myEnum a = one;
    char c = a + '0';
}

void example(void) {
    double a = 1.00f;
    char c = a + '0';
}

enum {
    one,
    two,
    three
} myEnum;

```



```
#define four 4

void example(void) {
    char c = one + '0';
}
```

The following code example passes the check and will not give a warning about this issue:

```
void example(void) {
    unsigned int a = 9;
    char dig = a + '0';
}

void example(void) {
    int a = 9;
    char dig = a + '0';
}

void example(void) {
    int a = 9;
    char b = 'a' - a;
}

#include <stdint.h>

void example (void) {
    uint8_t a = 5;
    '0' + a;
}

void example(void) {
    unsigned int a = 9;
    char b = 'a' - a;
}

void example(void) {
    char a = '9';
    char b = 'a' - a;
}


#include <stdint.h>

void example (void) {
    int8_t a = 5;
    a + '0';
}
```


MISRAC2012-Rule-10.3

Synopsis

The value of an expression was found assigned to an object with a narrower essential type or a different essential type category.


Enabled by default	Yes
Severity/Certainty	Medium/Medium 
Full description	(Required) The value of an expression shall not be assigned to an object with a narrower essential type or of a different essential type category
Coding standards	MISRA C:2012 Rule-10.3 (Required) The value of an expression shall not be assigned to an object with a narrower essential type or of a different essential type category
Code examples	The following code example fails the check and will give a warning: <pre>void example(void) { char a = 'a'; unsigned int b = 10; b = a; }</pre> The following code example passes the check and will not give a warning about this issue: <pre>void example(void) { unsigned int a = 10; unsigned int b = 5; b = a; }</pre>

MISRAC2012-Rule-10.4

Synopsis	In an operator in which the usual arithmetic conversions are performed, the two operands are not of the same essential type category.
Enabled by default	Yes
Severity/Certainty	Medium/Medium 

Full description	(Required) Both operands of an operator in which the usual arithmetic conversions are performed shall have the same essential type category
Coding standards	MISRA C:2012 Rule-10.4 (Required) Both operands of an operator in which the usual arithmetic conversions are performed shall have the same essential type category
Code examples	The following code example fails the check and will give a warning: <pre>void example(void) { unsigned int a = 5; float f = 0.001f; a + f; }</pre> The following code example passes the check and will not give a warning about this issue: <pre>void example(void) { int a = 10; int b = 10; a + b; }</pre>

MISRAC2012-Rule-10.6

Synopsis	The value of a composite expression is assigned to an object with wider essential type.
Enabled by default	Yes
Severity/Certainty	Medium/Medium 
Full description	(Required) The value of a composite expression shall not be assigned to an object with wider essential type
Coding standards	MISRA C:2012 Rule-10.6 (Required) The value of a composite expression shall not be assigned to an object with wider essential type
Code examples	The following code example fails the check and will give a warning:

```
#include <stdint.h>


void example(void) {
    uint16_t a = 5;
    uint16_t b = 10;
    uint32_t c;
    c = a + b;
}
```

The following code example passes the check and will not give a warning about this issue:

```
#include <stdint.h>

void example(void) {
    uint16_t a;
    uint16_t b;
    b = a + a;
}
```

MISRAC2012-Rule-10.7

Synopsis	An operator in which the usual arithmetic conversions are performed was found, where a composite expression is used as one of the operands, but the other operand is of wider essential type.
Enabled by default	Yes
Severity/Certainty	Medium/Medium 
Full description	(Required) If a composite expression is used as one operand of an operator in which the usual arithmetic conversions are performed then the other operand shall not have wider essential type
Coding standards	MISRA C:2012 Rule-10.7 (Required) If a composite expression is used as one operand of an operator in which the usual arithmetic conversions are performed then the other operand shall not have wider essential type
Code examples	The following code example fails the check and will give a warning:

```

/* MISRA C 2012 Rule 10.7 Example */

#include "mc2_types.h"
#include "mc2_1000.h"

extern uint32_t  u32a;
extern uint16_t  u16b;

void example(void) {
    u32a * ( u16a + u16b ); /* Implicit conversion of ( u16a +
u16b ) */
}

```

The following code example passes the check and will not give a warning about this issue:

```

/* MISRA C 2012 Rule 10.7 Example */


#include "mc2_types.h"
#include "mc2_1000.h"

extern uint32_t  u32a;
extern uint16_t  u16b;

void example(void) {
    u32a * u16a + u16b; /* No composite
conversion */
}

```

MISRAC2012-Rule-10.8

Synopsis	A composite expression was found whose value is cast to a different essential type category or a wider essential type.
Enabled by default	Yes
Severity/Certainty	Medium/Medium 
Full description	(Required) The value of a composite expression shall not be cast to a different essential type category or a wider essential type
Coding standards	MISRA C:2012 Rule-10.8

(Required) The value of a composite expression shall not be cast to a different essential type category or a wider essential type

Code examples

The following code example fails the check and will give a warning:

```
#if __FLOAT_SIZE__ == __DOUBLE_SIZE__
#error "IGNORE_TEST: double and float have same size"
#endif

void example(void) {
    float array[10];

    // arithmetic makes it a complex expression
    double x = (double)(array[5] + 3.0f);
}

void example(void) {
    int array[10];
    // complex expression cannot change sign
    unsigned int x = (unsigned int)(array[5] + 5);
}

void example(void) {
    int s16a = 3;
    int s16b = 3;

    // arithmetic makes it a complex expression
    long long x = (long long)(s16a + s16b);
}

void example(void) {
    int array[10];
    // complex expression cannot change type
    float x = (float)(array[5] + 5);
}
```

The following code example passes the check and will not give a warning about this issue:

```

void example(void) {
    int array[10];
    // non-complex expression can change type
    float x = (float)(array[5]);
}
void example(void) {
    int array[10];


    // A non complex expression is considered safe
    long x = (long)(array[5]);
}
void example(void) {
    int array[10];

    // non-complex expressions can change sign
    unsigned int x = (unsigned int)(array[5]);
}
void example(void) {
    float array[10];

    // A non complex expression is considered safe
    double x = (double)(array[5]);
}

```

MISRAC2012-Rule-11.1

Synopsis	Conversion between a pointer to a function and another type were found.
Enabled by default	Yes
Severity/Certainty	Medium/Medium 
Full description	(Required) Conversions shall not be performed between a pointer to a function and any other type
Coding standards	MISRA C:2012 Rule-11.1 (Required) Conversions shall not be performed between a pointer to a function and any other type
Code examples	The following code example fails the check and will give a warning:

```
#include <stdlib.h>

void example(void) {

    int (*fptr)(int,int);

    (int*) fptr;

}
```

The following code example passes the check and will not give a warning about this issue:

```
/* MISRA C 2012 Rule 11.1 Example */

#include "mc2_types.h"


typedef void ( *fp16 ) ( int16_t n );

typedef fp16 ( *pfp16 ) ( void );

void example(void) {
    pfp16 pfp1;


    ( void ) ( *pfp1 ( ) ); /* Compliant - exception 2 - cast
function
                                * pointer into void
*/
}
```

MISRAC2012-Rule-11.3

Synopsis	A pointer to object type is cast to a pointer to a different object type.
Enabled by default	Yes
Severity/Certainty	Low/Medium 
Full description	(Required) A cast shall not be performed between a pointer to object type and a pointer to a different object type A pointer to object type is cast to a pointer to a different object type. Conversions of this type might be invalid if the new pointer type requires a stricter alignment.

Coding standards	MISRA C:2012 Rule-11.3 (Required) A cast shall not be performed between a pointer to object type and a pointer to a different object type
Code examples	The following code example fails the check and will give a warning: <pre>typedef unsigned int uint32_t; typedef unsigned char uint8_t; void example(void) { uint8_t * p1; uint32_t * p2; p2 = (uint32_t *)p1; }</pre> The following code example passes the check and will not give a warning about this issue: <pre>typedef unsigned int uint32_t; typedef unsigned char uint8_t; void example(void) { uint8_t * p1; uint8_t * p2; p2 = (uint8_t *)p1; }</pre>

MISRAC2012-Rule-11.4

Synopsis	A cast between a pointer type and an integral type was found.
Enabled by default	No
Severity/Certainty	Low/Medium 
Full description	(Advisory) A conversion should not be performed between a pointer to object and an integer type
Coding standards	MISRA C:2012 Rule-11.4 (Advisory) A conversion should not be performed between a pointer to object and an integer type

Code examples

The following code example fails the check and will give a warning:

```
void example(void) {
    int *p;
    int x;

    x = (int)p;
}
```

The following code example passes the check and will not give a warning about this issue:

```
void example(void) {
    int *p;
    int *x;

    x = p;
}
```

MISRAC2012-Rule-11.7

Synopsis

A cast between a pointer to object and a non-integer arithmetic type was found.

Enabled by default

Yes

Severity/Certainty

Low/Medium



Full description

(Required) A cast shall not be performed between pointer to object and a non-integer arithmetic type

Coding standards

MISRA C:2012 Rule-11.7

(Required) A cast shall not be performed between pointer to object and a non-integer arithmetic type

Code examples

The following code example fails the check and will give a warning:

```

/* MISRA C 2012 Rule 11.7 Example */

#include "mc2_types.h"

int16_t *p;
float32_t f;

void example(void) {
    f = ( float32_t ) p;    /* Non-compliant */
}

```

The following code example passes the check and will not give a warning about this issue:

```


#include "mc2_types.h"
#include "mc2_1000.h"

void example(void) {
    int16_t *p;
    int32_t f;

    f = ( int32_t ) p;
}

```

MISRA C2012-Rule-11.8

Synopsis	A cast that removes a const or volatile qualification was found.
Enabled by default	Yes
Severity/Certainty	Low/High 
Full description	(Required) A cast shall not remove any const or volatile qualification from the type pointed to by a pointer A cast that removes a const or volatile qualification was found. This violates the principle of type qualification. Changes to the qualification of the pointer during the cast were not checked for.
Coding standards	MISRA C:2012 Rule-11.8 (Required) A cast shall not remove any const or volatile qualification from the type pointed to by a pointer

Code examples

The following code example fails the check and will give a warning:

```
typedef unsigned short uint16_t;

void example(void) {

    uint16_t x;
    const uint16_t * pci;      /* pointer to const int */
    uint16_t * pi;           /* pointer to int */

    pi = (uint16_t *)pci; // not compliant

}
```

The following code example passes the check and will not give a warning about this issue:

```
typedef unsigned short uint16_t;


void example(void) {

    uint16_t x;
    uint16_t * const cpi = &x; /* const pointer to int */
    uint16_t * pi;           /* pointer to int */

    pi = cpi; // compliant - no cast required

}
```

MISRAC2012-Rule-11.9

Synopsis	An integer constant was found where the NULL macro should be.
Enabled by default	Yes
Severity/Certainty	Medium/Medium 
Full description	(Required) The macro NULL shall be the only permitted form of integer null pointer constant
Coding standards	MISRA C:2012 Rule-11.9

(Required) The macro NULL shall be the only permitted form of integer null pointer constant

Code examples

The following code example fails the check and will give a warning:

```
#include <stdlib.h>


void example(void) {
    char *a = malloc(sizeof(char) * 10);
    if (a != 0) {
        *a = 5;
    }
}
```

The following code example passes the check and will not give a warning about this issue:

```
#include <stdlib.h>

void example(void) {
    int *a = malloc(sizeof(int) * 10);
    if (a != NULL) {
        *a = 5;
    }
}
```

MISRAC2012-Rule-12.1

Synopsis	Implicit operator precedence was detected, without parenthesis to make it explicit.
Enabled by default	No
Severity/Certainty	Medium/Medium 
Full description	(Advisory) The precedence of operators within expressions should be made explicit
Coding standards	MISRA C:2012 Rule-12.1 (Advisory) The precedence of operators within expressions should be made explicit
Code examples	The following code example fails the check and will give a warning:

```
void example(void) {
    int i;
    int j;
    int k;
    int result;


    result = i + j * k;
}
```

The following code example passes the check and will not give a warning about this issue:

```
void example(void) {
    int i;
    int j;
    int k;
    int result;

    result = i + (j - k);
}
```

MISRAC2012-Rule-12.2

Synopsis	Out of range shifts were found.
Enabled by default	Yes
Severity/Certainty	Medium/Medium 
Full description	(Required) The right hand operand of a shift operator shall lie in the range zero to one less than the width in bits of the essential type of the left hand operand The right-hand operand of a shift operator might be negative or too large. The behavior here is undefined; the code might work as intended, or data could become erroneous.
Coding standards	CERT INT34-C <p style="text-align: center;">Do not shift a negative number of bits or more bits than exist in the operand</p> CWE 682 <p style="text-align: center;">Incorrect Calculation</p> MISRA C:2012 Rule-12.2

(Required) The right hand operand of a shift operator shall lie in the range zero to one less than the width in bits of the essential type of the left hand operand

Code examples


The following code example fails the check and will give a warning:

```
unsigned int foo(unsigned long long x, unsigned int y)
{
    int shift = 65; // too big
    return 3ULL << shift;
}
unsigned int foo(unsigned int x, unsigned int y)
{
    int shift = 33; // too big
    return 3U << shift;
}
```

The following code example passes the check and will not give a warning about this issue:

```
unsigned int foo(unsigned int x)
{
    int y = 1; // OK - this is within the correct range
    return x << y;
}
unsigned int foo(unsigned long long x)
{
    int y = 63; // ok
    return x << y;
}
```

MISRAC2012-Rule-12.3

Synopsis	There are uses of the comma operator.
Enabled by default	No
Severity/Certainty	Low/High 
Full description	(Advisory) The comma operator should not be used
Coding standards	MISRA C:2012 Rule-12.3

(Advisory) The comma operator should not be used

Code examples

The following code example fails the check and will give a warning:

```
#include <string.h>

void reverse(char *string) {
    int i, j;
    j = strlen(string);
    for (i = 0; i < j; i++, j--) {
        char temp = string[i];
        string[i] = string[j];
        string[j] = temp;
    }
}
```

The following code example passes the check and will not give a warning about this issue:

```
#include <string.h>

void reverse(char *string) {
    int i;
    int length = strlen(string);
    int half_length = length / 2;
    for (i = 0; i < half_length; i++) {
        int opposite = length - i;
        char temp = string[i];
        string[i] = string[opposite];
        string[opposite] = temp;
    }
}
```


MISRAC2012-Rule-12.4

Synopsis	Evaluation of constant expressions lead to unsigned integer wraparound.
Enabled by default	No
Severity/Certainty	Low/Medium



Full description	(Advisory) Evaluation of constant expressions should not lead to unsigned integer wrap-around
Coding standards	MISRA C:2012 Rule-12.4 (Advisory) Evaluation of constant expressions should not lead to unsigned integer wrap-around
Code examples	The following code example fails the check and will give a warning: <pre>void example(void) { (0xFFFFFFFF + 1u); }</pre> The following code example passes the check and will not give a warning about this issue: <pre>void example(void) { 0x7FFFFFFF + 0; }</pre>

MISRAC2012-Rule-13.1

Synopsis	The initialization list of an array contains side effects.
Enabled by default	Yes
Severity/Certainty	Medium/Medium 
Full description	(Required) Initializer lists shall not contain persistent side effects
Coding standards	MISRA C:2012 Rule-13.1 (Required) Initializer lists shall not contain persistent side effects
Code examples	The following code example fails the check and will give a warning:

```
volatile int v1;

extern void p ( int a[2] );

int x = 10;

void example(void) {
    int a[2] = { v1, 0 };

    p( (int[2]) { x++, x-- });
}

```

The following code example passes the check and will not give a warning about this issue:

```
void example(void) {
    int a[2] = { 1, 2 };
}

```

MISRAC2012-Rule-13.2_a

Synopsis Expressions that depend on order of evaluation were found.

Enabled by default Yes

Severity/Certainty Medium/High



Full description (Required) The value of an expression and its persistent side effects shall be the same under all permitted evaluation orders. One and the same variable is changed in different parts of an expression with an unspecified evaluation order, between two consecutive sequence points. Standard C does not specify an evaluation order for different parts of an expression. For this reason different compilers are free to perform their own optimizations regarding the evaluation order. Projects containing statements that violate this check are not easily ported to another architecture or compiler, and if they are they might be difficult to debug. Only four operators have a guaranteed order of evaluation: logical AND (`a && b`) evaluates the left operand, then the right operand only if the left is found to be true; logical OR (`a || b`) evaluates the left operand, then the right operand only if the left is found to be false; a ternary conditional (`a ? b : c`) evaluates the first operand, then either the second or the third, depending on whether the first is found to be true or false; and a comma (`a , b`) evaluates its left operand before its right.

Coding standards	CERT EXP10-C
	Do not depend on the order of evaluation of subexpressions or the order in which side effects take place
	CERT EXP30-C
	Do not depend on order of evaluation between sequence points
Code examples	CWE 696
	Incorrect Behavior Order
	MISRA C:2012 Rule-13.2
	(Required) The value of an expression and its persistent side effects shall be the same under all permitted evaluation orders

The following code example fails the check and will give a warning:

```
int main(void) {
    int i = 0;

    i = i * i++; //unspecified order of operations

    return 0;
}
```

The following code example passes the check and will not give a warning about this issue:


```
int main(void) {
    int i = 0;
    int x = i;

    i++;
    x = x * i; //OK - statement is broken up


    return 0;
}
```

MISRAC2012-Rule-13.2_b

Synopsis	There are multiple read accesses with volatile-qualified type within one and the same sequence point.
Enabled by default	Yes

Severity/Certainty	<p>Medium/High</p> 
Full description	<p>(Required) The value of an expression and its persistent side effects shall be the same under all permitted evaluation orders</p>
Coding standards	<p>CERT EXP10-C</p> <p style="padding-left: 40px;">Do not depend on the order of evaluation of subexpressions or the order in which side effects take place</p> <p>CERT EXP30-C</p> <p style="padding-left: 40px;">Do not depend on order of evaluation between sequence points</p> <p>CWE 696</p> <p style="padding-left: 40px;">Incorrect Behavior Order</p> <p>MISRA C:2012 Rule-13.2</p> <p style="padding-left: 40px;">(Required) The value of an expression and its persistent side effects shall be the same under all permitted evaluation orders</p>
Code examples	<p>The following code example fails the check and will give a warning:</p> <pre>#include "mc2_types.h" #include "mc2_header.h" void example(void) { uint16_t x; volatile uint16_t v; x = v + v; }</pre> <p>The following code example passes the check and will not give a warning about this issue:</p> <pre>int main(void) { int i = 0; int x = i; i++; x = x * i; //OK - statement is broken up return 0; }</pre>


MISRAC2012-Rule-13.2_c

Synopsis	There are multiple write accesses with volatile-qualified type within one and the same sequence point.
Enabled by default	Yes
Severity/Certainty	Medium/High 
Full description	(Required) The value of an expression and its persistent side effects shall be the same under all permitted evaluation orders
Coding standards	CERT EXP10-C Do not depend on the order of evaluation of subexpressions or the order in which side effects take place CERT EXP30-C Do not depend on order of evaluation between sequence points CWE 696 Incorrect Behavior Order MISRA C:2012 Rule-13.2 (Required) The value of an expression and its persistent side effects shall be the same under all permitted evaluation orders
Code examples	The following code example fails the check and will give a warning: <pre>#include "mc2_types.h" #include "mc2_header.h" void example(void) { uint16_t x; volatile uint16_t v, w; v = w = x; }</pre> The following code example passes the check and will not give a warning about this issue:

```
#include <stdbool.h>
void InitializeArray(int *);
const int *example(void)
{
    static volatile bool s_initialized = false;
    static int s_array[256];

    if (!s_initialized)
    {
        InitializeArray(s_array);
        s_initialized = true;
    }
    return s_array;
}
```

MISRAC2012-Rule-13.3


Synopsis	The increment (++) and decrement (--) operators are being used mixed with other operators in an expression.
Enabled by default	No
Severity/Certainty	Low/Medium 
Full description	(Advisory) A full expression containing an increment (++) or decrement (--) operator should have no other potential side effects other than that caused by the increment or decrement operator
Coding standards	MISRA C:2012 Rule-13.3 (Advisory) A full expression containing an increment (++) or decrement (--) operator should have no other potential side effects other than that caused by the increment or decrement operator
Code examples	The following code example fails the check and will give a warning: <pre>void example(char *src, char *dst) { while ((*src++ = *dst++)); }</pre> The following code example passes the check and will not give a warning about this issue:

```

void example(char *src, char *dst) {
    while (*src) {
        *dst = *src;
        src++;
        dst++;
    }
}

```

MISRAC2012-Rule-13.4_a


Synopsis	An assignment might be mistakenly used as the condition for an <code>if</code> , <code>for</code> , <code>while</code> , or <code>do</code> statement.
Enabled by default	No
Severity/Certainty	Low/High 
Full description	(Advisory) The result of an assignment operator should not be used as the condition for an <code>if</code> , <code>for</code> , <code>while</code> , or <code>do</code> statement. This condition will either always or never hold, depending on the value of the second operand. This was most likely intended to be a comparison, not an assignment. This might cause incorrect program flow, and possibly an infinite loop.
Coding standards	CERT EXP18-C Do not perform assignments in selection statements CERT EXP19-CPP Do not perform assignments in conditional expressions CWE 481 Assigning instead of Comparing MISRA C:2012 Rule-13.4 (Advisory) The result of an assignment operator should not be used
Code examples	The following code example fails the check and will give a warning:

```
int example(void) {
    int x = 2;
    if (x = 3)
        return 1;
    return 0;
}
```

The following code example passes the check and will not give a warning about this issue:

```
int example(void) {
    int x = 2;
    if (x == 3)
        return 1;
    return 0;
}
```

MISRAC2012-Rule-13.4_b


Synopsis	Assignments were found in a sub-expression.
Enabled by default	No
Severity/Certainty	Low/Medium 
Full description	(Advisory) The result of an assignment operator should not be used
Coding standards	MISRA C:2012 Rule-13.4 (Advisory) The result of an assignment operator should not be used
Code examples	The following code example fails the check and will give a warning: <pre>void func() { int x; int y; int z; x = y = z; }</pre> <p>The following code example passes the check and will not give a warning about this issue:</p>


```


void func()
{
    int x = 2;
    int y;
    int z;
    x = y;
    x == y;
}

```

MISRAC2012-Rule-13.5


Synopsis	There are right-hand operands of && or operators that contain side effects.
Enabled by default	Yes
Severity/Certainty	Medium/Medium
	
Full description	(Required) The right hand operand of a logical && or operator shall not contain persistent side effects
Coding standards	CWE 768 Incorrect Short Circuit Evaluation MISRA C:2012 Rule-13.5 (Required) The right hand operand of a logical && or operator shall not contain persistent side effects
Code examples	The following code example fails the check and will give a warning: <pre> void example(void) { int i; int size = rand() && i++; } </pre> The following code example passes the check and will not give a warning about this issue: <pre> void example(void) { int i; int size = rand() && i; } </pre>

MISRAC2012-Rule-13.6


Synopsis	The operand of the sizeof operator contains an expression that has potential side effects.
Enabled by default	Yes
Severity/Certainty	High/Medium 
Full description	(Mandatory) The operand of the sizeof operator shall not contain any expression which has potential side effects
Coding standards	CERT EXP06-C <p style="margin-left: 40px;">Operands to the sizeof operator should not contain side effects</p> CERT EXP06-CPP <p style="margin-left: 40px;">Operands to the sizeof operator should not contain side effects</p> MISRA C:2012 Rule-13.6 <p style="margin-left: 40px;">(Mandatory) The operand of the sizeof operator shall not contain any expression which has potential side effects</p>
Code examples	The following code example fails the check and will give a warning: <pre>void example(void) { int i; int size = sizeof(i++); }</pre> <p>The following code example passes the check and will not give a warning about this issue:</p> <pre>void example(void) { int i; int size = sizeof(i); i++; }</pre>

MISRAC2012-Rule-14.1_a

Synopsis	Floating-point values were found in the controlling expression of a for statement.
----------	--


Enabled by default	Yes
Severity/Certainty	Low/Medium 
Full description	(Required) A loop counter shall not have essentially floating type
Coding standards	MISRA C:2012 Rule-14.1 (Required) A loop counter shall not have essentially floating type
Code examples	The following code example fails the check and will give a warning: <pre>void example(int input, float f) { int i; for (i = 0; i < input && f < 0.1f; ++i) { } }</pre> The following code example passes the check and will not give a warning about this issue: <pre>void example(int input, float f) { int i; int f_condition = f < 0.1f; for (i = 0; i < input && f_condition; ++i) { f_condition = f < 0.1f; } }</pre>

MISRAC2012-Rule-14.1_b

Synopsis	A variable of essentially float type that is used in the loop condition, is then modified in the loop body.
Enabled by default	Yes
Severity/Certainty	Medium/Medium 

Full description	(Required) A loop counter shall not have essentially floating type
Coding standards	MISRA C:2012 Rule-14.1 (Required) A loop counter shall not have essentially floating type
Code examples	<p>The following code example fails the check and will give a warning:</p> <pre>void example(void) { int a = 10; float f = 0.001f; while (f < 1.00f) { f = f + (float) a; a++; } }</pre> <p>The following code example passes the check and will not give a warning about this issue:</p> <pre>void example(void) { int a = 10; float f = 0.001f; while (a < 30) { f = f + (float) a; a++; } }</pre>

MISRAC2012-Rule-14.2

Synopsis	A <code>for</code> loop counter variable was found that is modified in the body of the loop.
Enabled by default	Yes
Severity/Certainty	Low/High 
Full description	(Required) A <code>for</code> loop shall be well-formed statement) should not be assigned to in the body of the <code>for</code> loop. While it's legal to modify the loop counter within the body of a <code>for</code> loop (in place of a <code>while</code> loop), the conventional use of a <code>for</code> loop is to iterate over

a predetermined range, incrementing the loop counter once per iteration. Modification of the loop counter within the `for` loop body is probably accidental, and could result in erroneous behavior or an infinite loop.

Coding standards

MISRA C:2012 Rule-14.2

(Required) A for loop shall be well-formed

Code examples

The following code example fails the check and will give a warning:

```
int main(void) {
    int i;

    /* i is incremented inside the loop body */
    for (i = 0; i < 10; i++) {
        i = i + 1;
    }

    return 0;
}
```

The following code example passes the check and will not give a warning about this issue:

```
int main(void) {
    int i;
    int x = 0;

    for (i = 0; i < 10; i++) {
        x = i + 1;
    }

    return 0;
}
```

MISRAC2012-Rule-14.3_a

Synopsis

The condition in an if, for, while, do-while, or ternary operator will always be true.

Enabled by default

Yes


Severity/Certainty

Medium/Medium



Full description	(Required) Controlling expressions shall not be invariant
Coding standards	CERT EXP17-C Do not perform bitwise operations in conditional expressions MISRA C:2012 Rule-14.3 (Required) Controlling expressions shall not be invariant
Code examples	The following code example fails the check and will give a warning: <pre>void example(void) { int x = 5; for (x = 0; x < 6 && 1; x--) { } }</pre> <p>The following code example passes the check and will not give a warning about this issue:</p> <pre>void example(void) { int x = 5; for (x = 0; x < 6 && 1; x++) { } }</pre>

MISRAC2012-Rule-14.3_b

Synopsis	The condition in if, for, while, do-while, or ternary operator will never be true.
Enabled by default	Yes
Severity/Certainty	Medium/Medium 
Full description	(Required) Controlling expressions shall not be invariant
Coding standards	CERT EXP17-C

Do not perform bitwise operations in conditional expressions

MISRA C:2012 Rule-14.3

(Required) Controlling expressions shall not be invariant

Code examples

The following code example fails the check and will give a warning:

```
void example(void) {
    int x = 5;


    for (x = 0; x < 6 && x >= 1; x++) {
    }
}
```

The following code example passes the check and will not give a warning about this issue:

```
void example(void) {
    int x = 5;

    for (x = 0; x < 6 && x >= 0; x++) {
    }
}
```

MISRAC2012-Rule-14.4_a

Synopsis	Non-Boolean termination conditions were found in do ... while statements.
Enabled by default	Yes
Severity/Certainty	Low/Medium 
Full description	(Required) The controlling expression of an if statement and the controlling expression of an iteration-statement shall have essentially Boolean type
Coding standards	MISRA C:2012 Rule-14.4 (Required) The controlling expression of an if statement and the controlling expression of an iteration-statement shall have essentially Boolean type

Code examples

The following code example fails the check and will give a warning:

```
typedef int int32_t;
int32_t func();

void example(void)
{
    do {
        } while (func());
}
```

The following code example passes the check and will not give a warning about this issue:


```

#include <stddef.h>

int * fn()
{
    int * ptr;
    return ptr;
}

int fn2()
{
    return 5;
}

bool fn3()
{
    return true;
}

void example(void)
{
    while (int *ptr = fn() ) // Compliant by exception
    {}

    do
    {
        int *ptr = fn();
        if ( NULL == ptr )
        {
            break;
        }
    }
    while (true); // Compliant


    while (int len = fn2() ) // Compliant by exception
    {}

    if (int *p = fn()) {} // Compliant by exception
    if (int len = fn2() ) {} // Compliant by exception
    if (bool flag = fn3()) {} // Compliant
}

```

MISRAC2012-Rule-14.4_b

Synopsis	Non-Boolean termination conditions were found in for loops.
Enabled by default	Yes

Severity/Certainty	<p>Medium/Medium</p> 
Full description	(Required) The controlling expression of an if statement and the controlling expression of an iteration-statement shall have essentially Boolean type
Coding standards	<p>MISRA C:2012 Rule-14.4</p> <p>(Required) The controlling expression of an if statement and the controlling expression of an iteration-statement shall have essentially Boolean type</p>
Code examples	<p>The following code example fails the check and will give a warning:</p> <pre>void example(void) { for (int x = 10;x;--x) {} }</pre> <p>The following code example passes the check and will not give a warning about this issue:</p>

```
#include <stddef.h>

int * fn()
{
    int * ptr;
    return ptr;
}

int fn2()
{
    return 5;
}

bool fn3()
{
    return true;
}

void example(void)
{
    for (fn(); fn3(); fn2()) // Compliant
    {}

    for (fn(); true; fn()) // Compliant
    {
        int *ptr = fn();
        if ( NULL == ptr )
        {
            break;
        }
    }

    for (int len = fn2(); len < 10; len++) // Compliant
    ;
}
```

MISRAC2012-Rule-14.4_c

Synopsis	Non-Boolean conditions were found in <code>if</code> statements.
Enabled by default	Yes

Severity/Certainty

Low/Medium



Full description

(Required) The controlling expression of an if statement and the controlling expression of an iteration-statement shall have essentially Boolean type

Coding standards

MISRA C:2012 Rule-14.4

(Required) The controlling expression of an if statement and the controlling expression of an iteration-statement shall have essentially Boolean type

Code examples

The following code example fails the check and will give a warning:

```
void example(void)
{
    int u8;
    if (u8) {}
}
```

The following code example passes the check and will not give a warning about this issue:

```

#include <stddef.h>

int * fn()
{
    int * ptr;
    return ptr;
}

int fn2()
{
    return 5;
}

bool fn3()
{
    return true;
}

void example(void)
{
    while (int *ptr = fn() ) // Compliant by exception
    {}

    do
    {
        int *ptr = fn();
        if ( NULL == ptr )
        {
            break;
        }
    }
    while (true); // Compliant


    while (int len = fn2() ) // Compliant by exception
    {}

    if (int *p = fn()) {} // Compliant by exception
    if (int len = fn2() ) {} // Compliant by exception
    if (bool flag = fn3()) {} // Compliant
}

```

MISRAC2012-Rule-14.4_d

Synopsis	Non-Boolean termination conditions were found in while statements.
Enabled by default	Yes

Severity/Certainty	<p>Low/Medium</p> 
Full description	(Required) The controlling expression of an if statement and the controlling expression of an iteration-statement shall have essentially Boolean type
Coding standards	<p>MISRA C:2012 Rule-14.4</p> <p>(Required) The controlling expression of an if statement and the controlling expression of an iteration-statement shall have essentially Boolean type</p>
Code examples	<p>The following code example fails the check and will give a warning:</p> <pre>void example(void) { int u8; while (u8) {} }</pre> <p>The following code example passes the check and will not give a warning about this issue:</p>

```

#include <stddef.h>

int * fn()
{
    int * ptr;
    return ptr;
}

int fn2()
{
    return 5;
}

bool fn3()
{
    return true;
}

void example(void)
{
    while (int *ptr = fn() ) // Compliant by exception
    {}

    do
    {
        int *ptr = fn();
        if ( NULL == ptr )
        {
            break;
        }
    }
    while (true); // Compliant

    while (int len = fn2() ) // Compliant by exception
    {}

    if (int *p = fn()) {} // Compliant by exception
    if (int len = fn2() ) {} // Compliant by exception
    if (bool flag = fn3()) {} // Compliant
}

```

MISRAC2012-Rule-15.1

Synopsis	Uses of the goto statement were found.
Enabled by default	No

Severity/Certainty

Low/Medium



Full description

(Advisory) The goto statement should not be used

Coding standards

MISRA C:2012 Rule-15.1

(Advisory) The goto statement should not be used

Code examples

The following code example fails the check and will give a warning:

```
void example(void) {
    goto testin;

testin:
    printf("Reached by goto");
}
```

The following code example passes the check and will not give a warning about this issue:

```
void example(void) {
    printf ("Not reached by goto");
}
```

MISRAC2012-Rule-15.2

Synopsis

A goto statement is declared after the destination label.

Enabled by default

Yes

Severity/Certainty

Low/Low



Full description

(Required) The goto statement shall jump to a label declared later in the same function

Coding standards

MISRA C:2012 Rule-15.2

(Required) The goto statement shall jump to a label declared later in the same function

Code examples

The following code example fails the check and will give a warning:

```
void f1 ( )
{
    int j = 0;
    for ( j = 0; j < 10 ; ++j )
    {
L1: // Non-compliant
        j;
    }
    goto L1;
}
```

The following code example passes the check and will not give a warning about this issue:

```
void f1 ( )
{
    int j = 0;
    goto L1;
    for ( j = 0; j < 10 ; ++j )
    {
        j;
    }
L1:
    return;
}
```

MISRAC2012-Rule-15.3

Synopsis

The destination of a goto statement is a nested code block.

Enabled by default

Yes

Severity/Certainty

Low/Low



Full description (Required) Any label referenced by a goto statement shall be declared in the same block, or in any block enclosing the goto statement

Coding standards MISRA C:2012 Rule-15.3
 (Required) Any label referenced by a goto statement shall be declared in the same block, or in any block enclosing the goto statement

Code examples The following code example fails the check and will give a warning:

```
void f1 ( )
{
  int j = 0;
  goto L1;
  for (;;)
  {
L1: // Non-compliant
    j;
  }
}
```


The following code example passes the check and will not give a warning about this issue:

```
void f2()
{
  for (;;)
  {
    for (;;)
    {
      goto L1;
    }
  }
L1:
  return;
}
```

MISRAC2012-Rule-15.4

Synopsis One or more iteration statements are terminated by more than one break or goto statements.

Enabled by default No

Severity/Certainty	Low/Medium 
Full description	(Advisory) There should be no more than one break or goto statement used to terminate any iteration statement
Coding standards	MISRA C:2012 Rule-15.4 (Advisory) There should be no more than one break or goto statement used to terminate any iteration statement
Code examples	The following code example fails the check and will give a warning:

```

void func()
{
  int x = 1;
  for ( int i = 0; i < 10; i++ )
  {
    if ( x )
    {
      break;
    }
    else if ( i )
    {
      break; // Non-compliant - second jump from loop
    }
    else
    {
      // Code
    }
  }
}
int fn(void);

void example(void) {
  int i = fn();
  int j;
  int counter = 0;
  switch (i) {
    case 1:
      break;
    case 2:
    case 3:
      counter++;
      if (i==3) {
        break;
      }
      counter++;
      break;
    case 4:
      for (j = 0; j < 10; j++) {
        if (j == i) {
          break;
        }
        if (j == counter) {
          break;
        }
      }
      counter--;
      break;
  }
}

```

```

        default:
            break;
    }
}
int fn(int i);

void example(void) {
    int counter = 0;
    int i = 0;
    for (i = 0; i < 100; i++) {
        switch (i % 9) {
            case 8:
                counter++;
                break;
            default:
                break;
        }
        if (fn(i)) {
            break;
        }
        if (fn(i)) {
            break;
        }
    }
}

int test1(int);
int test2(int);

void example(void)
{
    int i = 0;
    for (i = 0; i < 10; i++) {
        if (test1(i)) {
            break;
        } else if (test2(i)) {
            break;
        }
    }
}

```

The following code example passes the check and will not give a warning about this issue:

```

void example(void)
{
    int i = 0;
    for (i = 0; i < 10 && i != 9; i++) {
        if (i == 9) {
            break;
        }
    }
}
void func()
{
    int x = 1;
    for ( int i = 0; i < 10; i++ )
    {
        if ( x )
        {
            break;
        }
        else if ( i )
        {
            while ( true )
            {
                if ( x )
                {
                    break;
                }
                do
                {
                    break;
                }
                while(true);
            }
        }
        else
        {
        }
    }
}
int fn(void);

void example(void) {
    int i = fn();
    int j;
    int counter = 0;
    switch (i) {
        case 1:
            break;
    }
}

```

```
case 2:
case 3:
    counter++;
    if (i==3) {
        break;
    }
    counter++;
    break;
case 4:
    for (j = 0; j < 10; j++) {
        if (j == i) {
            break;
        }
    }
    counter--;
    break;
default:
    break;
}
}
int fn(int i);

void example(void) {
    int counter = 0;
    int i = 0;
    int stop = 0;
    for (i = 0; i < 100 && !stop; i++) {
        switch (i % 9) {
            case 8:
                counter++;
                break;
            default:
                break;
        }
        stop = fn(i);
    }
}
```


MISRAC2012-Rule-15.5

Synopsis

One or more functions have multiple exit points or an exit point that is not at the end of the function.


Enabled by default

No

Severity/Certainty	<p>Low/Medium</p> 
Full description	<p>(Advisory) A function should have a single point of exit at the end. One or more functions have multiple exit points or an exit point that is not at the end of the function. This is in conflict with the IEC 61508 requirements for good programming style.</p>
Coding standards	<p>MISRA C:2012 Rule-15.5</p> <p>(Advisory) A function should have a single point of exit at the end</p>
Code examples	<p>The following code example fails the check and will give a warning:</p> <pre>extern int errno; void example(void) { if (errno) { return; } return; }</pre> <p>The following code example passes the check and will not give a warning about this issue:</p> <pre>extern int errno; void example(void) { if (errno) { goto end; } end: { return; } }</pre>


MISRAC2012-Rule-15.6_a

Synopsis	There are missing braces in do ... while statements.
Enabled by default	Yes

Severity/Certainty	Low/Low 
Full description	(Required) The body of an iteration-statement or a selection-statement shall be a compound-statement
Coding standards	CERT EXP19-C <p style="padding-left: 40px;">Use braces for the body of an if, for, or while statement</p> CWE 483 <p style="padding-left: 40px;">Incorrect Block Delimitation</p> MISRA C:2012 Rule-15.6 <p style="padding-left: 40px;">(Required) The body of an iteration-statement or a selection-statement shall be a compound-statement</p>
Code examples	The following code example fails the check and will give a warning: <pre>int example(void) { do return 0; while (1); }</pre> <p>The following code example passes the check and will not give a warning about this issue:</p> <pre>int example(void) { do { return 0; } while (1); }</pre>


MISRAC2012-Rule-15.6_b

Synopsis	There are missing braces in <code>for</code> statements.
Enabled by default	Yes

Severity/Certainty	<p>Low/Low</p> 
Full description	(Required) The body of an iteration-statement or a selection-statement shall be a compound-statement
Coding standards	<p>CERT EXP19-C</p> <p style="padding-left: 40px;">Use braces for the body of an if, for, or while statement</p> <p>CWE 483</p> <p style="padding-left: 40px;">Incorrect Block Delimitation</p> <p>MISRA C:2012 Rule-15.6</p> <p style="padding-left: 40px;">(Required) The body of an iteration-statement or a selection-statement shall be a compound-statement</p>
Code examples	<p>The following code example fails the check and will give a warning:</p> <pre>int example(void) { for (;;) return 0; }</pre> <p>The following code example passes the check and will not give a warning about this issue:</p> <pre>int example(void) { for (;;) { return 0; } }</pre>

MISRAC2012-Rule-15.6_c


Synopsis	There are missing braces in if, else, or else if statements.
Enabled by default	Yes

Severity/Certainty	Low/Low 
Full description	(Required) The body of an iteration-statement or a selection-statement shall be a compound-statement
Coding standards	CERT EXP19-C <p style="padding-left: 40px;">Use braces for the body of an if, for, or while statement</p> CWE 483 <p style="padding-left: 40px;">Incorrect Block Delimitation</p> MISRA C:2012 Rule-15.6 <p style="padding-left: 40px;">(Required) The body of an iteration-statement or a selection-statement shall be a compound-statement</p>
Code examples	The following code example fails the check and will give a warning: <pre>void example(void) { if (random()); if (random()); else; }</pre> <p>The following code example passes the check and will not give a warning about this issue:</p> <pre>void example(void) { if (random()) { } if (random()) { } else { } if (random()) { } else if (random()) { } }</pre>


MISRAC2012-Rule-15.6_d

Synopsis

There are missing braces in `switch` statements.


Enabled by default	Yes
Severity/Certainty	<p>Low/Low</p> 
Full description	(Required) The body of an iteration-statement or a selection-statement shall be acompound-statement
Coding standards	<p>CERT EXP19-C</p> <p style="padding-left: 40px;">Use braces for the body of an if, for, or while statement</p> <p>CWE 483</p> <p style="padding-left: 40px;">Incorrect Block Delimitation</p> <p>MISRA C:2012 Rule-15.6</p> <p style="padding-left: 40px;">(Required) The body of an iteration-statement or a selection-statement shall be acompound-statement</p>
Code examples	<p>The following code example fails the check and will give a warning:</p> <pre>void example(void) { while(1); for(;;); do ; while (0); switch(0); }</pre> <p>The following code example passes the check and will not give a warning about this issue:</p> <pre>void example(void) { while(1) { } for(;;) { } do { } while (0); switch(0) { } }</pre>

MISRAC2012-Rule-15.6_e

Synopsis	There are missing braces in <code>while</code> statements.
Enabled by default	Yes
Severity/Certainty	Low/Low 
Full description	(Required) The body of an iteration-statement or a selection-statement shall be a compound-statement
Coding standards	CERT EXP19-C Use braces for the body of an if, for, or while statement CWE 483 Incorrect Block Delimitation MISRA C:2012 Rule-15.6 (Required) The body of an iteration-statement or a selection-statement shall be a compound-statement
Code examples	The following code example fails the check and will give a warning: <pre>int example(void) { while (1) return 0; }</pre> The following code example passes the check and will not give a warning about this issue: <pre>int example(void) { while (1){ return 0; } }</pre>

MISRAC2012-Rule-15.7

Synopsis	If ... else if constructs that are not terminated with an else clause were detected.
----------	--

Enabled by default	Yes
Severity/Certainty	Low/High 
Full description	(Required) All if ... else if constructs shall be terminated with an else statement
Coding standards	MISRA C:2012 Rule-15.7 (Required) All if ... else if constructs shall be terminated with an else statement
Code examples	<p>The following code example fails the check and will give a warning:</p> <pre>void example(void) { if (!rand()) { printf("The first random number is 0"); } else if (!rand()) { printf("The second random number is 0"); } }</pre> <p>The following code example passes the check and will not give a warning about this issue:</p> <pre>void example(void) { if (!rand()) { printf("The first random number is 0"); } else if (!rand()) { printf("The second random number is 0"); } else { printf("Neither random number was 0"); } }</pre>

MISRAC2012-Rule-16.1

Synopsis	Detected switch statements that do not conform to the MISRA C switch syntax.
Enabled by default	Yes

Severity/Certainty

Low/High



Full description

(Required) All switch statements shall be well-formed

```
switch-statement : switch '('
expression ')' '{' case-label-clause-list default-label-clause? '}'
case-label-clause-list:
case-label case-clause? case-label-clause-list case-label case-clause?
case-label: case
constant-expression ':'
case-clause: statement-list? break ';'
'{' declaration-list?
statement-list? break ';'
}'
default-label-clause : default-label default-clause
default-label: default ':'
default-clause: case-clause
```

Coding standards

MISRA C:2012 Rule-16.1

(Required) All switch statements shall be well-formed

Code examples

The following code example fails the check and will give a warning:

```

void example(void) {
    switch(expr()) {
        // at least one case label
        case 1:
            // statement list
            stmt();
            stmt();
            // WARNING: missing break at end of statement list
        default:
            break; // statement list ends in a break
    }

    switch(expr()) {
        // WARNING: missing at least one case label
        default:
            break; // statement list ends in a break
    }

    switch(expr()) {
        // at least one case label
        case 1:
            // statement list
            stmt();
            stmt();
            break; // statement list ends in a break
        case 0:
            stmt();
            // WARNING: declaration list without block
            int decl = 0;
            int x;
            // statement list
            stmt();
            stmt();
            break; // statement list ends in a break
        default:
            break; // statement list ends in a break
    }

    switch(expr()) {
        // at least one case label
        case 1: {
            // statement list
            stmt();
            // WARNING: Additional block inside of the case clause
        }
    }
}

```



```

        }
        break;
    }
    default:
        break; // statement list ends in a break
    }
}

```

The following code example passes the check and will not give a warning about this issue:

```

void example(void) {
    switch(expr()) {
        // at least one case label
        case 1:
            // statement list (no declarations)
            stmt();
            stmt();
            break; // statement list ends in a break
        case 0: {
            // one level of block is allowed
            // declaration list
            int decl = 0;
            // statement list
            stmt();
            stmt();
            break; // statement list ends in a break
        }
        case 2: // empty cases are allowed
        default:
            break; // statement list ends in a break
    }
}

```

MISRAC2012-Rule-16.2

Synopsis Switch labels were found in nested blocks.

Enabled by default Yes

Severity/Certainty Low/Medium



Full description	(Required) A switch label shall only be used when the most closely-enclosing compound statement is the body of a switch statement
Coding standards	MISRA C:2012 Rule-16.2 (Required) A switch label shall only be used when the most closely-enclosing compound statement is the body of a switch statement
Code examples	<p>The following code example fails the check and will give a warning:</p> <pre>void example(void) { switch(rand()) { {case 1:} case 2: case 3: default: } }</pre> <p>The following code example passes the check and will not give a warning about this issue:</p> <pre>void example(void) { switch(rand()) { case 1: case 2: case 3: default: } }</pre>

MISRAC2012-Rule-16.3

Synopsis	Non-empty switch cases were found that are not terminated by a break.
Enabled by default	Yes
Severity/Certainty	Medium/Medium



Full description	(Required) An unconditional break statement shall terminate every switch-clause
Coding standards	CERT MSC17-C Finish every set of statements associated with a case label with a break statement CWE 484 Omitted Break Statement in Switch MISRA C:2012 Rule-16.3 (Required) An unconditional break statement shall terminate every switch-clause

Code examples The following code example fails the check and will give a warning:

```
void example(int input) {
    while (rand()) {
        switch(input) {
            case 0:
                if (rand()) {
                    break;
                }
            default:
                break;
        }
    }
}
void example(int input) {
    switch(input) {
        case 0:
            if (rand()) {
                break;
            }
        default:
            break;
    }
}
```

The following code example passes the check and will not give a warning about this issue:

```

void example(int input) {

    switch(input) {
        case 0:
            if (rand()) {
                break;
            }
            break;
        default:
            break;
    }

}


void example(int input) {

    switch(input) {
        case 0:
            if (rand()) {
                break;
            } else {
                break;
            }
            // All paths above contain a break, therefore we do not
warn
        default:
            break;
    }

}

```

MISRA C2012-Rule-16.4

Synopsis	Switch statements without a default clause were found.
Enabled by default	Yes
Severity/Certainty	Low/Medium 
Full description	(Required) Every switch statement shall have a default label
Coding standards	CWE 478

Missing Default Case in Switch Statement

MISRA C:2012 Rule-16.4

(Required) Every switch statement shall have a default label

Code examples


The following code example fails the check and will give a warning:

```
int example(int x) {
    switch(x){
    }
}
```

The following code example passes the check and will not give a warning about this issue:

```
int example(int x) {
    switch(x){
        case 3:
            return 0;
            break;
        case 5:
            return 1;
            break;
        default:
            return 2;
            break;
    }
}
```

MISRAC2012-Rule-16.5

Synopsis	A switch was found whose default label is neither the first nor the last label of the switch.
Enabled by default	Yes
Severity/Certainty	Medium/Medium
	
Full description	(Required) A default label shall appear as either the first or the last switch label of a switch statement
Coding standards	MISRA C:2012 Rule-16.5

(Required) A default label shall appear as either the first or the last switch label of a switch statement

Code examples

The following code example fails the check and will give a warning:

```
void test(int a) {
    switch (a) {
        case 1:
            a = 1;
            break;
        default:
            a = 10;
            break;
        case 2:
            a = 2;
            break;
    }
}
```

The following code example passes the check and will not give a warning about this issue:

```
void test(int a) {
    switch (a) {
        case 1:
            a = 1;
            break;
        case 2:
            a = 2;
            break;
        default:
            a = 10;
            break;
    }
}
```

MISRAC2012-Rule-16.6

Synopsis

Switch statements without case clauses were found.

Enabled by default

Yes

Severity/Certainty

Low/Medium



Full description

(Required) Every switch statement shall have at least two switch-clauses

Coding standards

MISRA C:2012 Rule-16.6

(Required) Every switch statement shall have at least two switch-clauses

Code examples

The following code example fails the check and will give a warning:

```
int example(int x) {
    switch(x){
        default:
            return 2;
            break;
    }
}
```

The following code example passes the check and will not give a warning about this issue:

```
int example(int x) {
    switch(x){
        case 3:
            return 0;
            break;
        case 5:
            return 1;
            break;
        default:
            return 2;
            break;
    }
}
```


MISRAC2012-Rule-16.7

Synopsis


A switch expression was found that represents a value that is effectively Boolean.

Enabled by default

Yes


Severity/Certainty	Low/Medium 
Full description	(Required) A switch-expression shall not have essentially Boolean type
Coding standards	MISRA C:2012 Rule-16.7 (Required) A switch-expression shall not have essentially Boolean type
Code examples	The following code example fails the check and will give a warning: <pre>void example(int x) { switch(x == 0) { case 0: case 1: default: } }</pre> The following code example passes the check and will not give a warning about this issue: <pre>void example(int x) { switch(x) { case 1: case 0: default: } }</pre>

MISRAC2012-Rule-17.1

Synopsis	Inclusion of the stdarg header file was detected.
Enabled by default	Yes
Severity/Certainty	Low/Medium 
Full description	(Required) The features of <stdarg.h> shall not be used

Coding standards	MISRA C:2012 Rule-17.1 (Required) The features of <stdarg.h> shall not be used
Code examples	<p>The following code example fails the check and will give a warning:</p> <pre>#include <stdlib.h> #include <stdarg.h> void example(int a, ...) { va_list vl; va_list v2; int val; va_start(vl, a); va_copy(v1, v2); val=va_arg(v1, int); va_end(v1); }</pre> <p>The following code example passes the check and will not give a warning about this issue:</p> <pre>#include <stdlib.h> int example(void) { return EXIT_SUCCESS; }</pre>

MISRAC2012-Rule-17.2_a

Synopsis	There are functions that call themselves directly.
Enabled by default	Yes
Severity/Certainty	Low/Medium 
Full description	(Required) Functions shall not call themselves, either directly or indirectly
Coding standards	MISRA C:2012 Rule-17.2 (Required) Functions shall not call themselves, either directly or indirectly

Code examples

The following code example fails the check and will give a warning:

```
void example(void) {
    example();
}
```

The following code example passes the check and will not give a warning about this issue:

```
void example(void) {
}
```

MISRAC2012-Rule-17.2_b

Synopsis

There are functions that call themselves indirectly.

Enabled by default

Yes

Severity/Certainty

Low/Medium



Full description

(Required) Functions shall not call themselves, either directly or indirectly

Coding standards

MISRA C:2012 Rule-17.2

(Required) Functions shall not call themselves, either directly or indirectly

Code examples

The following code example fails the check and will give a warning:

```
void example(void);
void callee(void) {
    example();
}
void example(void) {
    callee();
}
```


The following code example passes the check and will not give a warning about this issue:

```


void example(void);
void callee(void) {
    // example();
}
void example(void) {
    callee();
}

```

MISRAC2012-Rule-17.3

Synopsis	Functions are used without prototyping.
Enabled by default	Yes
Severity/Certainty	Medium/High 
Full description	(Mandatory) A function shall not be declared implicitly
Coding standards	CERT DCL31-C Declare identifiers before using them MISRA C:2012 Rule-17.3 (Mandatory) A function shall not be declared implicitly
Code examples	The following code example fails the check and will give a warning: <pre> void func2(void) { func(); } </pre> The following code example passes the check and will not give a warning about this issue: <pre> void func(void); void func2(void) { func(); } </pre>

MISRAC2012-Rule-17.4

Synopsis	For some execution paths, no return statement is executed in a function with a non-void return type.
Enabled by default	Yes
Severity/Certainty	Medium/High 
Full description	(Mandatory) All exit paths from a function with non-void return type shall have an explicit return statement with an expression At least one execution path in a non-void function is missing a return statement before the function exits. If a non-void function has no return statement, it will return an undefined value. This is not a problem if the function is used as a void function, but if the function return value is used it will cause unpredictable behavior. This is a weaker check than the one performed by gcc. Its check allows more aggressive coding without violating the rule. However, a rule violation in gcc means there is no path leading to a return statement.
Coding standards	CERT MSC37-C <p style="margin-left: 40px;">Ensure that control never reaches the end of a non-void function</p> MISRA C:2012 Rule-17.4 <p style="margin-left: 40px;">(Mandatory) All exit paths from a function with non-void return type shall have an explicit return statement with an expression</p>
Code examples	The following code example fails the check and will give a warning: <pre>#include <stdio.h> int example(void) { int x; scanf("%d", &x); if (x > 10) { return 10; } }</pre> <p>The following code example passes the check and will not give a warning about this issue:</p>

```

#include <stdio.h>

int example(void) {
    int x;


    scanf("%d",&x);

    if (x > 10) {
        return 10;
    }

    return 0;
}


```

MISRAC2012-Rule-17.6

Synopsis	There are array parameters with the <code>static</code> keyword between the <code>[]</code> .
Enabled by default	Yes
Severity/Certainty	Medium/Medium 
Full description	(Mandatory) The declaration of an array parameter shall not contain the <code>static</code> keyword between the <code>[]</code>
Coding standards	MISRA C:2012 Rule-17.6 (Mandatory) The declaration of an array parameter shall not contain the <code>static</code> keyword between the <code>[]</code>
Code examples	The following code example fails the check and will give a warning: <pre> void example(int a[static 20]) { for (int i = 0; i < 10; i++) { a[i] = i; } } </pre> The following code example passes the check and will not give a warning about this issue:

```
void example(int a[20]) {
    for (int i = 0; i < 10; i++) {
        a[i] = i;
    }
}
```

MISRAC2012-Rule-17.7


Synopsis	There are unused function return values (other than overloaded operators).
Enabled by default	Yes
Severity/Certainty	Low/Medium 
Full description	(Required) The value returned by a function having non-void return type shall be used There are unused function return values (other than overloaded operators). This might be an error. The return value of a function shall always be used. Overloaded operators are excluded; they should behave like the built-in operators. You can discard the return value of a function by using a (void) cast.
Coding standards	CWE 252 Unchecked Return Value MISRA C:2012 Rule-17.7 (Required) The value returned by a function having non-void return type shall be used
Code examples	The following code example fails the check and will give a warning: <pre>int func (int para1) { return para1; } void discarded (int para2) { func(para2); // value discarded - Non-compliant }</pre>

The following code example passes the check and will not give a warning about this issue:

```
int func ( int para1 )
{
    return para1;
}

int not_discarded ( int para2 )
{
    if (func(para2) > 5){
        return 1;
    }
    return 0;
}
```

MISRAC2012-Rule-18.1_a

Synopsis	An array access is out of bounds.
Enabled by default	Yes
Severity/Certainty	High/High 
Full description	(Required) A pointer resulting from arithmetic on a pointer operand shall address an element of the same array as that pointer operand. An element of an array is accessed when that element is outside the bounds of the array. This might corrupt data and/or crash the application, and result in security vulnerabilities.
Coding standards	CERT ARR33-C Guarantee that copies are made into storage of sufficient size CWE 119 Improper Restriction of Operations within the Bounds of a Memory Buffer CWE 120 Buffer Copy without Checking Size of Input ('Classic Buffer Overflow') CWE 121 Stack-based Buffer Overflow

CWE 124

Buffer Underwrite ('Buffer Underflow')

CWE 126

Buffer Over-read

CWE 127

Buffer Under-read

CWE 129

Improper Validation of Array Index

MISRA C:2012 Rule-18.1

(Required) A pointer resulting from arithmetic on a pointer operand shall address an element of the same array as that pointer operand

Code examples

The following code example fails the check and will give a warning:

```

/* Goanna correctly detects that the array access,
   a[x - 10] is always within bounds, because 'x'
   is always in the range 10 <= x < 20, but a[x]
   is not. */

int ex(int x, int y)
{
    int a[10];

    if((x >= 0) && (x < 20)) {
        if(x < 10) {
            y = a[x];
        } else {
            y = a[x - 10];
            y = a[x];
        }
    }

    return y;
}

```

The following code example passes the check and will not give a warning about this issue:


```


int main(void)
{
    int a[4];

    a[3] = 0;

    return 0;
}

```

MISRAC2012-Rule-18.1_b

Synopsis	An array access might be out of bounds, depending on which path is executed.
Enabled by default	Yes
Severity/Certainty	High/High 
Full description	(Required) A pointer resulting from arithmetic on a pointer operand shall address an element of the same array as that pointer operand. An element of an array is accessed, but one or more of the executable paths means that the element is outside the bounds of the array. This might corrupt data and/or crash the application, and result in security vulnerabilities.
Coding standards	CERT ARR33-C Guarantee that copies are made into storage of sufficient size CWE 119 Improper Restriction of Operations within the Bounds of a Memory Buffer CWE 120 Buffer Copy without Checking Size of Input ('Classic Buffer Overflow') CWE 121 Stack-based Buffer Overflow CWE 124 Buffer Underwrite ('Buffer Underflow') CWE 126

Buffer Over-read

CWE 127

Buffer Under-read

CWE 129

Improper Validation of Array Index

MISRA C:2012 Rule-18.1

(Required) A pointer resulting from arithmetic on a pointer operand shall address an element of the same array as that pointer operand

Code examples

The following code example fails the check and will give a warning:

```
int cond;

int main(void)
{
    int a[7];
    int x;

    if (cond)
        x = 3;
    else
        x = 20;

    a[x] = 0; //x may be set to 20 in line 11
             //but a only has an interval of [0,6]
    return 0;
}
```

The following code example passes the check and will not give a warning about this issue:

```

int cond;


int main(void)
{
    int a[25];
    int x;

    if (cond)
        x = 3;
    else
        x = 20;

    a[x] = 0; //here, both possible values of
             //x are in the interval [0,24]
    return 0;
}

```

MISRAC2012-Rule-18.1_c

Synopsis	A pointer to an array is used outside the array bounds.
Enabled by default	Yes
Severity/Certainty	High/High 
Full description	(Required) A pointer resulting from arithmetic on a pointer operand shall address an element of the same array as that pointer operand
Coding standards	CERT ARR33-C Guarantee that copies are made into storage of sufficient size CWE 119 Improper Restriction of Operations within the Bounds of a Memory Buffer CWE 120 Buffer Copy without Checking Size of Input ('Classic Buffer Overflow') CWE 121 Stack-based Buffer Overflow

CWE 122

Heap-based Buffer Overflow

CWE 124

Buffer Underwrite ('Buffer Underflow')

CWE 126

Buffer Over-read

CWE 127

Buffer Under-read

CWE 129

Improper Validation of Array Index

MISRA C:2012 Rule-18.1

(Required) A pointer resulting from arithmetic on a pointer operand shall address an element of the same array as that pointer operand

Code examples

The following code example fails the check and will give a warning:

```
void example(void) {
    int arr[10];
    int *p = arr;
    p[10];
}
```

The following code example passes the check and will not give a warning about this issue:

```
void example(void) {
    int arr[10];
    int *p = arr;
    p[9];
}
```


MISRAC2012-Rule-18.1_d

Synopsis

A pointer to an array is potentially used outside the array bounds.

Enabled by default

Yes


Severity/Certainty	Medium/Medium 
Full description	(Required) A pointer resulting from arithmetic on a pointer operand shall address an element of the same array as that pointer operand
Coding standards	CERT ARR33-C Guarantee that copies are made into storage of sufficient size CWE 119 Improper Restriction of Operations within the Bounds of a Memory Buffer CWE 120 Buffer Copy without Checking Size of Input ('Classic Buffer Overflow') CWE 121 Stack-based Buffer Overflow CWE 122 Heap-based Buffer Overflow CWE 124 Buffer Underwrite ('Buffer Underflow') CWE 126 Buffer Over-read CWE 127 Buffer Under-read CWE 129 Improper Validation of Array Index MISRA C:2012 Rule-18.1 (Required) A pointer resulting from arithmetic on a pointer operand shall address an element of the same array as that pointer operand
Code examples	The following code example fails the check and will give a warning:

```
void example(int b) {
    int arr[10];
    int *p = arr;
    int x = (b<10 ? 8 : 11);
    p[x];
}
```

The following code example passes the check and will not give a warning about this issue:


```
void example(int b) {
    int arr[12];
    int *p = arr;
    int x = (b<10 ? 8 : 11);
    p[x];
}
```

MISRAC2012-Rule-18.5

Synopsis	Declarations that contain more than two levels of pointer indirection have been found.
Enabled by default	No
Severity/Certainty	Low/Medium 
Full description	(Advisory) Declarations should contain no more than two levels of pointer nesting
Coding standards	MISRA C:2012 Rule-18.5 (Advisory) Declarations should contain no more than two levels of pointer nesting
Code examples	The following code example fails the check and will give a warning: <pre>void example(void) { int ***p; }</pre> <p>The following code example passes the check and will not give a warning about this issue:</p>

```
void example(void) {
    int **p;
}
```

MISRAC2012-Rule-18.6_a


Synopsis	Might return address on the stack.
Enabled by default	Yes
Severity/Certainty	High/High 
Full description	(Required) The address of an object with automatic storage shall not be copied to another object that persists after the first object has ceased to exist. A local variable is defined in stack memory, then its address is potentially returned from the function. When the function exits, its stack frame will be considered illegal memory, and thus the address returned might be dangerous. This code and subsequent memory accesses might appear to work, but the operations are illegal and an application crash, or memory corruption, is very likely. To correct this problem, consider returning a copy of the object, using a global variable, or dynamically allocating memory.
Coding standards	CERT DCL30-C Declare objects with appropriate storage durations CWE 562 Return of Stack Variable Address MISRA C:2012 Rule-18.6 (Required) The address of an object with automatic storage shall not be copied to another object that persists after the first object has ceased to exist
Code examples	The following code example fails the check and will give a warning:

```
int *f() {
    int x;
    return &x; //x is a local variable
}
int *example(void) {
    int a[20];
    return a; //a is a local array
}
```

The following code example passes the check and will not give a warning about this issue:

```
int* example(void) {
    int *p,i;
    p = (int *)malloc(sizeof(int));
    return p; //OK - p is dynamically allocated
}
```

MISRAC2012-Rule-18.6_b

Synopsis	A stack address is stored in a global pointer.
Enabled by default	Yes
Severity/Certainty	High/Medium 
Full description	(Required) The address of an object with automatic storage shall not be copied to another object that persists after the first object has ceased to exist The address of a variable in stack memory is being stored in a global variable. When the relevant scope or function ends, the memory will become unused, and the externally stored address will point to junk data. This is particularly dangerous because the application might appear to run normally, when it is in fact accessing illegal memory. This might also lead to an application crash, or data changing unpredictably.
Coding standards	CERT DCL30-C Declare objects with appropriate storage durations CWE 466 Return of Pointer Value Outside of Expected Range

MISRA C:2012 Rule-18.6

(Required) The address of an object with automatic storage shall not be copied to another object that persists after the first object has ceased to exist

Code examples

The following code example fails the check and will give a warning:

```
int *px;
void example() {
    int i = 0;
    px = &i; // assigning the address of stack
            // variable a to the global px
}
```

The following code example passes the check and will not give a warning about this issue:


```
void example(int *pz) {
    int x; int *px = &x;
    int *py = px; /* local variable */
    pz = px; /* parameter */
}
```

MISRAC2012-Rule-18.6_c

Synopsis A stack address is stored in the field of a global struct.

Enabled by default Yes

Severity/Certainty High/Medium



Full description (Required) The address of an object with automatic storage shall not be copied to another object that persists after the first object has ceased to exist The address of a variable in stack memory is being stored in a global struct. When the relevant scope or function ends, the memory will become unused, and the externally stored address will point to junk data. This is particularly dangerous because the application might appear to run normally, when it is in fact accessing illegal memory. This might also lead to an application crash, or data changing unpredictably.

Coding standards CERT DCL30-C
Declare objects with appropriate storage durations

CWE 466

Return of Pointer Value Outside of Expected Range

MISRA C:2012 Rule-18.6

(Required) The address of an object with automatic storage shall not be copied to another object that persists after the first object has ceased to exist

Code examples

The following code example fails the check and will give a warning:

```
struct S{
    int *px;
} s;

void example() {
    int i = 0;
    s.px = &i; //storing local address in global struct
}
```

The following code example passes the check and will not give a warning about this issue:

```
#include <stdlib.h>

struct S{
    int *px;
} s;

void example() {
    int i = 0;
    s.px = &i; //OK - the field is written to later
    s.px = NULL;
}
```

MISRAC2012-Rule-18.6_d

Synopsis A stack address is stored outside a function via a parameter.

Enabled by default Yes


Severity/Certainty High/Medium




Full description	(Required) The address of an object with automatic storage shall not be copied to another object that persists after the first object has ceased to exist The address of a local stack variable is assigned to a location supplied by the caller via a parameter. When the function ends, this memory address will become invalid. This is particularly dangerous because the application might appear to run normally, when it is in fact accessing illegal memory. This might also lead to an application crash, or data changing unpredictably. Note that this check looks for any expression referring to the store located by the parameter, so the assignment <code>local[*parameter] = & local;</code> will trigger the check despite being OK.
Coding standards	CERT DCL30-C <p>Declare objects with appropriate storage durations</p> CWE 466 <p>Return of Pointer Value Outside of Expected Range</p> MISRA C:2012 Rule-18.6 <p>(Required) The address of an object with automatic storage shall not be copied to another object that persists after the first object has ceased to exist</p>
Code examples	The following code example fails the check and will give a warning: <pre>void example(int **ppx) { int x; ppx[0] = &x; //local address }</pre> <p>The following code example passes the check and will not give a warning about this issue:</p> <pre>static int y = 0; void example3(int **ppx){ *ppx = &y; //OK - static address }</pre>

MISRAC2012-Rule-18.7

Synopsis	Flexible array members are declared.
Enabled by default	Yes


Severity/Certainty	<p>Medium/Medium</p> 
Full description	(Required) Flexible array members shall not be declared
Coding standards	<p>MISRA C:2012 Rule-18.7</p> <p>(Required) Flexible array members shall not be declared</p>
Code examples	<p>The following code example fails the check and will give a warning:</p> <pre>struct example { int size; int data[]; } example; void function(void) { struct example *e; }</pre> <p>The following code example passes the check and will not give a warning about this issue:</p> <pre>struct example { int size; int data[5]; } example; void function(void) { struct example *e; }</pre>

MISRAC2012-Rule-18.8

Synopsis	There are arrays declared with a variable length.
Enabled by default	Yes
Severity/Certainty	<p>Medium/Medium</p> 

Full description	(Required) Variable-length array types shall not be used
Coding standards	MISRA C:2012 Rule-18.8 (Required) Variable-length array types shall not be used
Code examples	The following code example fails the check and will give a warning: <pre>void example(int a) { int arr[a]; }</pre> <p>The following code example passes the check and will not give a warning about this issue:</p> <pre>void example(int a) { int arr[10]; }</pre>

MISRAC2012-Rule-19.1

Synopsis	Assignments from one field of a union to another were found.
Enabled by default	Yes
Severity/Certainty	High/High 
Full description	(Mandatory) An object shall not be assigned or copied to an overlapping object
Coding standards	MISRA C:2012 Rule-19.1 (Mandatory) An object shall not be assigned or copied to an overlapping object
Code examples	The following code example fails the check and will give a warning:

```
union cheat {
    char c[5];
    int i;
};

void example(union cheat *u)
{
    u->i = u->c[2];
}

union {
    char c[5];
    int i;
} u;

void example(void)
{
    u.i = u.c[2];
}

void example(void)
{
    union
    {
        char c[5];
        int i;
    } u;
    u.i = u.c[2];
}
```

The following code example passes the check and will not give a warning about this issue:

```

void example(void)
{
    union
    {
        char c[5];
        int i;
    } u;
    int x;
    x = (int)u.c[2];
    u.i = x;
}
void example(void)
{
    struct
    {
        char c[5];
        int i;
    } u;
    u.i = u.c[2];
}
union cheat {
    char c[5];
    int i;
};

union cheat u;

void example(void)
{
    int x;
    x = (int)u.c[2];
    u.i = x;
}

```


MISRAC2012-Rule-19.2

Synopsis	Unions were found.
Enabled by default	No
Severity/Certainty	Low/Medium



Full description	(Advisory) The union keyword should not be used
Coding standards	MISRA C:2012 Rule-19.2 (Advisory) The union keyword should not be used
Code examples	<p>The following code example fails the check and will give a warning:</p> <pre>union cheat { int i; float f; }; int example(float f) { union cheat u; u.f = f; return u.i; }</pre> <p>The following code example passes the check and will not give a warning about this issue:</p> <pre>int example(int x) { return x; }</pre>

MISRAC2012-Rule-20.2

Synopsis	Illegal characters were found in the names of header files.
Enabled by default	Yes
Severity/Certainty	<p>Low/Low</p> 
Full description	(Required) The ',' or characters and the /* or // character sequences shall not occur in a header file name '\, /*, or // characters were found used between the " delimiters in a header name preprocessing token.
Coding standards	MISRA C:2012 Rule-20.2 (Required) The ',' or \ characters and the /* or // character sequences shall not occur in a header file name

Code examples

The following code example fails the check and will give a warning:

```
#include "file.h" /* Non-compliant */
void example(void) {}
```

The following code example passes the check and will not give a warning about this issue:

```
#include "header.h"
void example(void) {}
```

MISRAC2012-Rule-20.4_c89

Synopsis

A macro was found defined with the same name as a keyword.

Enabled by default

Yes

Severity/Certainty

Low/Low



Full description

(Required) A macro shall not be defined with the same name as a keyword

Coding standards

MISRA C:2012 Rule-20.4

(Required) A macro shall not be defined with the same name as a keyword

Code examples

The following code example fails the check and will give a warning:

```
#define int some_other_type
```

The following code example passes the check and will not give a warning about this issue:

```
#define unless( E ) if ( ! ( E ) ) /* Compliant */
```


MISRAC2012-Rule-20.4_c99

Synopsis


A macro was found defined with the same name as a keyword.

Enabled by default

Yes

Severity/Certainty	Low/Low 
Full description	(Required) A macro shall not be defined with the same name as a keyword
Coding standards	MISRA C:2012 Rule-20.4 (Required) A macro shall not be defined with the same name as a keyword
Code examples	The following code example fails the check and will give a warning: <pre> /* The following example is compliant in C90, but not C99, because inline is not a keyword in C90. */ /* Remove inline if compiling for C90 */ #define inline The following code example passes the check and will not give a warning about this issue: #define unless(E) if (! (E)) /* Compliant */ </pre>

MISRAC2012-Rule-20.5


Synopsis	Found occurrences of #undef.
Enabled by default	No
Severity/Certainty	Low/Low 
Full description	(Advisory) #undef should not be used or meaning of a macro when it is used in the code.
Coding standards	MISRA C:2012 Rule-20.5 (Advisory) #undef should not be used
Code examples	The following code example fails the check and will give a warning:

```
#defineSYM
#undef SYM
void example(void) {}
```

The following code example passes the check and will not give a warning about this issue:


```
void example(void) {}
```

MISRAC2012-Rule-20.10


Synopsis	# and ## operators were found in macro definitions.
Enabled by default	No
Severity/Certainty	Low/Low 
Full description	(Advisory) The # and ## preprocessor operators should not be used
Coding standards	MISRA C:2012 Rule-20.10 (Advisory) The # and ## preprocessor operators should not be used
Code examples	The following code example fails the check and will give a warning: <pre>#defineA(X,Y)X##Y/* Non-compliant */ #define A(Y)#Y/* Non-compliant */</pre> <p>The following code example passes the check and will not give a warning about this issue:</p> <pre>#define A(x)(x)/* Compliant */</pre>

MISRAC2012-Rule-21.1

Synopsis	Detected a #define or #undef of a reserved identifier in the standard library.
Enabled by default	Yes

Severity/Certainty	<p>Low/Low</p> 
Full description	<p>(Required) #define and #undef shall not be used on a reserved identifier or reserved macro name Detected a #define or #undef of a macro name that is a C/C++ reserved identifier, C/C++ keyword, or the name of a macro, object, or function in the standard library. Redefining or undefining reserved words and function names like __LINE__, __FILE__, __DATE__, __TIME__, __STDC__, errno, and assert, causes undefined behavior.</p>
Coding standards	<p>MISRA C:2012 Rule-21.1</p> <p>(Required) #define and #undef shall not be used on a reserved identifier or reserved macro name</p>
Code examples	<p>The following code example fails the check and will give a warning:</p> <pre>#define __TIME__ 11111111 /* Non-compliant */</pre> <p>The following code example passes the check and will not give a warning about this issue:</p> <pre>#define A(x) (x) /* Compliant */</pre>

MISRAC2012-Rule-21.2


Synopsis	<p>One or more library functions are being overridden.</p>
Enabled by default	<p>Yes</p>
Severity/Certainty	<p>Low/Medium</p> 
Full description	<p>(Required) A reserved identifier or macro name shall not be declared</p>
Coding standards	<p>MISRA C:2012 Rule-21.2</p> <p>(Required) A reserved identifier or macro name shall not be declared</p>
Code examples	<p>The following code example fails the check and will give a warning:</p>

```
extern "C" void strcpy(void);
void strcpy(void) {}
```

The following code example passes the check and will not give a warning about this issue:


```
void example(void) {}
```

MISRAC2012-Rule-21.3


Synopsis	Uses of malloc, calloc, realloc, or free were found.
Enabled by default	Yes
Severity/Certainty	Low/Medium 
Full description	(Required) The memory allocation and deallocation functions of <stdlib.h> shall not be used
Coding standards	MISRA C:2012 Rule-21.3 (Required) The memory allocation and deallocation functions of <stdlib.h> shall not be used
Code examples	The following code example fails the check and will give a warning: <pre>#include <stdlib.h> void *example(void) { return malloc(100); }</pre> <p>The following code example passes the check and will not give a warning about this issue:</p> <pre>void example(void) { }</pre>

MISRAC2012-Rule-21.4

Synopsis	Found uses of setjmp.h.
----------	-------------------------


Enabled by default	Yes
Severity/Certainty	Low/Medium 
Full description	(Required) The standard header file <code>setjmp.h</code> shall not be used
Coding standards	CERT ERR34-CPP Do not use <code>longjmp</code> MISRA C:2012 Rule-21.4 (Required) The standard header file <code><setjmp.h></code> shall not be used
Code examples	The following code example fails the check and will give a warning: <pre>#include <setjmp.h> jmp_buf ex; void example(void) { setjmp(ex); }</pre> The following code example passes the check and will not give a warning about this issue: <pre>void example(void) { }</pre>

MISRAC2012-Rule-21.5

Synopsis	Uses of <code>signal.h</code> were found.
Enabled by default	Yes
Severity/Certainty	Low/Medium 
Full description	(Required) The standard header file <code>signal.h</code> shall not be used


Coding standards	MISRA C:2012 Rule-21.5 (Required) The standard header file <signal.h> shall not be used
Code examples	The following code example fails the check and will give a warning: <pre>#include <signal.h> #include <stddef.h> void example(void) { signal(SIGFPE, NULL); }</pre> The following code example passes the check and will not give a warning about this issue: <pre>void example(void) { }</pre>

MISRAC2012-Rule-21.6

Synopsis	Uses of stdio.h were found.
Enabled by default	Yes
Severity/Certainty	Low/Medium 
Full description	(Required) The Standard Library input/output functions shall not be used
Coding standards	MISRA C:2012 Rule-21.6 (Required) The Standard Library input/output functions shall not be used
Code examples	The following code example fails the check and will give a warning: <pre>#include <stdio.h> void example(void) { printf("Hello, world!\n"); }</pre> The following code example passes the check and will not give a warning about this issue:


```
void example(void) {
}
```

MISRAC2012-Rule-21.7


Synopsis	Uses of atof, atoi, atol, and atoll were found.
Enabled by default	Yes
Severity/Certainty	Low/Medium 
Full description	(Required) The atof, atoi, atol and atoll functions of stdlib.h shall not be used
Coding standards	CERT INT06-C <p style="margin-left: 40px;">Use strtol() or a related function to convert a string token to an integer</p> MISRA C:2012 Rule-21.7 <p style="margin-left: 40px;">(Required) The atof, atoi, atol and atoll functions of <stdlib.h> shall not be used</p>
Code examples	The following code example fails the check and will give a warning: <pre>#include <stdlib.h> int example(char buf[]) { return atoi(buf); }</pre> <p>The following code example passes the check and will not give a warning about this issue:</p> <pre>void example(void) { }</pre>

MISRAC2012-Rule-21.8

Synopsis	Uses of abort, exit, getenv, and system were found.
Enabled by default	Yes

Severity/Certainty	Low/Medium 
Full description	(Required) The library functions abort, exit, getenv and system of stdlib.h shall not be used
Coding standards	MISRA C:2012 Rule-21.8 (Required) The library functions abort, exit, getenv and system of <stdlib.h> shall not be used
Code examples	The following code example fails the check and will give a warning: <pre>#include <stdlib.h> void example(void) { abort(); }</pre> <p>The following code example passes the check and will not give a warning about this issue:</p> <pre>void example(void) { }</pre>

MISRAC2012-Rule-21.9

Synopsis	Uses of the library functions bsearch and qsort in stdlib.h were found.
Enabled by default	Yes
Severity/Certainty	Medium/Medium 
Full description	(Required) The library functions bsearch and qsort of stdlib.h shall not be used
Coding standards	MISRA C:2012 Rule-21.9 (Required) The library functions bsearch and qsort of <stdlib.h> shall not be used

Code examples

The following code example fails the check and will give a warning:

```
#include <stdlib.h>

int values[] = { 40, 10, 100, 90, 20, 25 };

int compare (const void * a, const void * b)
{
    return ( *(int*)a - *(int*)b );
}

int main ()
{
    qsort (values, 6, sizeof(int), compare);
    return 0;
}
```

The following code example passes the check and will not give a warning about this issue:

```
#include <stdlib.h>

int values[] = { 40, 10, 100, 90, 20, 25 };

int compare (const void * a, const void * b)
{
    return ( *(int*)a - *(int*)b );
}

int main ()
{
    return 0;
}
```


MISRAC2012-Rule-21.10

Synopsis


Use of the following time.h functions was found: asctime, clock, ctime, difftime, gmtime, localtime, mktime, strftime, and time.

Enabled by default

Yes

Severity/Certainty	Low/Medium 
Full description	(Required) The Standard Library time and date functions shall not be used
Coding standards	MISRA C:2012 Rule-21.10 (Required) The Standard Library time and date functions shall not be used
Code examples	The following code example fails the check and will give a warning: <pre>#include <stddef.h> #include <time.h> time_t example(void) { return time(NULL); }</pre> The following code example passes the check and will not give a warning about this issue: <pre>void example(void) { }</pre>

MISRAC2012-Rule-21.11

Synopsis	Use of the standard header file tgmth.h was found.
Enabled by default	Yes
Severity/Certainty	Low/Medium 
Full description	(Required) The standard header file tgmth.h shall not be used
Coding standards	MISRA C:2012 Rule-21.11 (Required) The standard header file <tgmth.h> shall not be used
Code examples	The following code example fails the check and will give a warning:

```
#include <tgmath.h>

float f1, f2;

void example(void) {
    f1 = sqrt(f2);
}
```


The following code example passes the check and will not give a warning about this issue:

```
#include <math.h>

float f1, f2;

void example(void) {
    f1 = sqrt(f2);
}
```

MISRAC2012-Rule-22.1_a

Synopsis	A memory leak due to incorrect deallocation was detected.
Enabled by default	Yes
Severity/Certainty	High/Low 
Full description	(Required) All resources obtained dynamically by means of Standard Library functions shall be explicitly released A pointer variable was detected that is allocated but not freed, returned, or passed as an argument on all execution paths. This might cause a memory leak.
Coding standards	CERT MEM31-C <p style="margin-left: 40px;">Free dynamically allocated memory exactly once</p> CWE 401 <p style="margin-left: 40px;">Improper Release of Memory Before Removing Last Reference ('Memory Leak')</p> CWE 772

Missing Release of Resource after Effective Lifetime

MISRA C:2012 Rule-22.1

(Required) All resources obtained dynamically by means of Standard Library functions shall be explicitly released

Code examples

The following code example fails the check and will give a warning:

```
#include <stdlib.h>

extern int rand();

void example(void) {
    int *ptr = malloc(sizeof(int));

    if (rand()){

        //losing reference to memory allocated
        //from the first malloc
        ptr = malloc(sizeof(int));
    }

    free(ptr);
}

#include <stdlib.h>

int main(void) {
    int *ptr = (int*)malloc(sizeof (int));
    if (rand() < 5) {
        free(ptr); // Not free() on all paths.
    }
    return 0;
}

#include <stdlib.h>

int main(void) {
    int *ptr = (int *)malloc(sizeof(int));

    ptr = NULL; //losing reference to the allocated memory

    free(ptr);

    return 0;
}
```

The following code example passes the check and will not give a warning about this issue:

```

#include <stdlib.h>


int main(void) {
    int *ptr = (int*)malloc(sizeof(int));
    if (rand() < 5) {
        free(ptr);
    } else {
        free(ptr);
    }
    return 0;
}
#include <stdlib.h>

extern int rand();

void example(void) {
    int *ptr = malloc(sizeof(int));
    free(ptr);
}

```

MISRAC2012-Rule-22.1_b

Synopsis	A file pointer is never closed.
Enabled by default	Yes
Severity/Certainty	Medium/Medium 
Full description	(Required) All resources obtained dynamically by means of Standard Library functions shall be explicitly released One or more file pointers are never closed. To avoid failure caused by resource exhaustion, all file pointers obtained dynamically by means of Standard Library functions must be explicitly released. Releasing file pointers as soon as possible reduces the possibility that exhaustion will occur.
Coding standards	CWE 404 <p style="text-align: center;">Improper Resource Shutdown or Release</p> MISRA C:2012 Rule-22.1 <p style="text-align: center;">(Required) All resources obtained dynamically by means of Standard Library functions shall be explicitly released</p>

Code examples

The following code example fails the check and will give a warning:

```
#include <stdio.h>

void example(void) {
    FILE *fp = fopen("test.txt", "c");
}
```

The following code example passes the check and will not give a warning about this issue:

```
#include <stdio.h>


void example(void) {
    FILE *fp = fopen("test.txt", "c");
    fclose(fp);
}

#include <stdio.h>

void iCloseFilePointers(FILE *fp) {
    fclose(fp);
}

void example(void) {
    FILE *fp = fopen("text.txt", "w");
    iCloseFilePointers(fp);
}
```

MISRAC2012-Rule-22.2_a

Synopsis	A memory location is freed more than once.
Enabled by default	Yes
Severity/Certainty	High/Medium 
Full description	(Mandatory) A block of memory shall only be freed if it was allocated by means of a Standard Library function
Coding standards	CERT MEM31-C Free dynamically allocated memory exactly once

Double Free

MISRA C:2012 Rule-22.2

(Mandatory) A block of memory shall only be freed if it was allocated by means of a Standard Library function

Code examples

The following code example fails the check and will give a warning:

```
#include <stdlib.h>
void example(void) {
    int *ptr = (int*)malloc(sizeof(int));
    free(ptr);
    if(rand() % 2 == 0)
    {
        free(ptr);
    }
}
```

The following code example passes the check and will not give a warning about this issue:

```
#include <stdlib.h>
void example(void) {
    int *ptr = (int*)malloc(sizeof(int));
    if(rand() % 2 == 0)
    {
        free(ptr);
    }
    else
    {
        free(ptr);
    }
}
```

MISRAC2012-Rule-22.2_c

Synopsis A stack address might be freed.

Enabled by default Yes


Severity/Certainty High/High



Full description	(Mandatory) A block of memory shall only be freed if it was allocated by means of a Standard Library function. A stack address might be freed. Stack variables are automatically deallocated when they go out of scope. Consequently, explicitly freeing them might cause a crash or corrupt the surrounding stack data. Erroneously using <code>free()</code> on stack memory might also corrupt <code>stdlib</code> 's memory bookkeeping, affecting heap memory.
Coding standards	<p>CERT MEM34-C</p> <p style="padding-left: 40px;">Only free memory allocated dynamically</p> <p>CWE 590</p> <p style="padding-left: 40px;">Free of Memory not on the Heap</p> <p>MISRA C:2012 Rule-22.2</p> <p style="padding-left: 40px;">(Mandatory) A block of memory shall only be freed if it was allocated by means of a Standard Library function</p>
Code examples	<p>The following code example fails the check and will give a warning:</p> <pre>#include <stdlib.h> void example(void) { int x=0; free(&x); }</pre> <p>The following code example passes the check and will not give a warning about this issue:</p> <pre>void example(void) { int *p; p = (int *)malloc(sizeof(int)); free(p); }</pre>


MISRAC2012-Rule-22.4

Synopsis	A file opened as read-only is written to.
Enabled by default	Yes


Severity/Certainty	Medium/Medium 
Full description	(Mandatory) There shall be no attempt to write to a stream which has been opened as read-only
Coding standards	MISRA C:2012 Rule-22.4 (Mandatory) There shall be no attempt to write to a stream which has been opened as read-only
Code examples	The following code example fails the check and will give a warning: <pre>#include <stdio.h> #include <stdlib.h> void example(void) { FILE *f1; f1 = fopen("test-file.txt", "r"); fprintf(f1, "Hello, World!"); fclose(f1); }</pre> <p>The following code example passes the check and will not give a warning about this issue:</p> <pre>#include <stdio.h> #include <stdlib.h> void example(void) { FILE *f1; f1 = fopen("test-file.txt", "r+"); fprintf(f1, "Hello, World!"); fclose(f1); }</pre>

MISRAC2012-Rule-22.5_a

Synopsis	A pointer to a FILE object is dereferenced.
Enabled by default	Yes


Severity/Certainty	<p>Low/Medium</p> 
Full description	(Mandatory) A pointer to a FILE object shall not be dereferenced
Coding standards	<p>MISRA C:2012 Rule-22.5</p> <p>(Mandatory) A pointer to a FILE object shall not be dereferenced</p>
Code examples	<p>The following code example fails the check and will give a warning:</p> <pre>#include <stdio.h> void example(void) { FILE *pf1; FILE f3; f3 = *pf1; }</pre> <p>The following code example passes the check and will not give a warning about this issue:</p> <pre>#include <stdio.h> void example(void) { FILE *f1; FILE *f2; f1 = f2; }</pre>

MISRAC2012-Rule-22.5_b

Synopsis	A file pointer was found that is implicitly dereferenced by a library function.
Enabled by default	Yes
Severity/Certainty	<p>Medium/Medium</p> 

Full description	(Mandatory) A pointer to a FILE object shall not be dereferenced
Coding standards	MISRA C:2012 Rule-22.5 (Mandatory) A pointer to a FILE object shall not be dereferenced
Code examples	<p>The following code example fails the check and will give a warning:</p> <pre>#include <stdio.h> #include <stdlib.h> #include <string.h> void example(void) { FILE *ptr1 = fopen("hello", "r"); int *a; memcpy(ptr1, a, 10); }</pre> <p>The following code example passes the check and will not give a warning about this issue:</p> <pre>#include <stdio.h> #include <stdlib.h> #include <string.h> void example(void) { FILE *ptr1; int *a; memcpy(a, a, 0); }</pre>

MISRAC2012-Rule-22.6

Synopsis	A file pointer was found that is used after it has been closed.
Enabled by default	Yes
Severity/Certainty	Medium/Medium 
Full description	(Mandatory) The value of a pointer to a FILE shall not be used after the associated stream has been closed

Coding standards MISRA C:2012 Rule-22.6
 (Mandatory) The value of a pointer to a FILE shall not be used after the associated stream has been closed

Code examples The following code example fails the check and will give a warning:

```
#include <stdio.h>

void example(void) {
    FILE *f1;
    f1 = fopen("test_file", "w");
    fclose(f1);
    fprintf(f1, "Hello, World!\n");
}
```

The following code example passes the check and will not give a warning about this issue:

```
#include <stdio.h>

void example(void) {
    FILE *f1;
    f1 = fopen("test_file", "w");
    fprintf(f1, "Hello, World!\n");
    fclose(f1);
}
```

MISRAC++2008-0-1-1

Synopsis A part of the application is never executed.

Enabled by default Yes

Severity/Certainty Low/Medium



Full description (Required) A project shall not contain unreachable code. Dead code might indicate problems with the application's branching structure.

Coding standards CERT MSC07-C
 Detect and remove dead code

CWE 561

Dead Code

MISRA C++ 2008 0-1-1

(Required) A project shall not contain unreachable code.

Code examples

The following code example fails the check and will give a warning:

```
#include <stdio.h>

int f(int mode) {
    switch (mode) {
        case 0:
            return 1;
            printf("Hello!"); // This line cannot execute.
        default:
            return -1;
    }
}
```

The following code example passes the check and will not give a warning about this issue:

```
#include <stdio.h>

int f(int mode) {
    switch (mode) {
        case 0:
            printf("Hello!"); // This line can execute.
            return 1;
        default:
            return -1;
    }
}
```

MISRAC++2008-0-1-2_a

Synopsis	The condition in if, for, while, do-while statement sequences and the ternary operator is always met.
Enabled by default	Yes

Severity/Certainty

Medium/Medium



Full description

(Required) A project shall not contain infeasible paths.

Coding standards

CERT EXP17-C

Do not perform bitwise operations in conditional expressions

MISRA C++ 2008 0-1-2

(Required) A project shall not contain infeasible paths.

Code examples

The following code example fails the check and will give a warning:

```
void example(void) {
    int x = 5;
    for (x = 0; x < 6 && 1; x--) {
    }
}
```

The following code example passes the check and will not give a warning about this issue:

```
void example(void) {
    int x = 5;
    for (x = 0; x < 6 && 1; x++) {
    }
}
```


MISRAC++2008-0-1-2_b

Synopsis

The condition in if, for, while, do-while statement sequences and the ternary operator will never be met.


Enabled by default

Yes


Severity/Certainty	Medium/Medium 
Full description	(Required) A project shall not contain infeasible paths.
Coding standards	CERT EXP17-C Do not perform bitwise operations in conditional expressions MISRA C++ 2008 0-1-2 (Required) A project shall not contain infeasible paths.
Code examples	The following code example fails the check and will give a warning: <pre>void example(void) { int x = 5; for (x = 0; x < 6 && x >= 1; x++) { } }</pre> The following code example passes the check and will not give a warning about this issue: <pre>void example(void) { int x = 5; for (x = 0; x < 6 && x >= 0; x++) { } }</pre>

MISRA C++ 2008-0-1-2_c

Synopsis	A case statement within a switch statement is unreachable.
Enabled by default	Yes


Severity/Certainty	<p>Low/Medium</p> 
Full description	<p>(Required) A project shall not contain infeasible paths. The switch's expression cannot have the value of the case's label. This might be caused by literal values having been assigned to the switch condition. An unreachable case statement is not inherently harmful, but might indicate problems with the application behavior.</p>
Coding standards	<p>CERT MSC07-C</p> <p style="padding-left: 40px;">Detect and remove dead code</p> <p>MISRA C++ 2008 0-1-2</p> <p style="padding-left: 40px;">(Required) A project shall not contain infeasible paths.</p>
Code examples	<p>The following code example fails the check and will give a warning:</p> <pre>void example(void) { int x = 42; switch(2 * x) { case 42 : //unreachable case, as x is 84 ; default : ; } }</pre> <p>The following code example passes the check and will not give a warning about this issue:</p> <pre>void example(void) { int x = 42; switch(2 * x) { case 84 : ; default : ; } }</pre>

MISRAC++2008-0-1-3

Synopsis	A variable is never read or written during execution.
Enabled by default	Yes
Severity/Certainty	Low/High 
Full description	(Required) A project shall not contain unused variables. Writing includes initialization, and reading includes passing the variable as a parameter in a function call. This is not inherently harmful, but might indicate problems with application behavior.
Coding standards	CERT MSC13-C Detect and remove unused values CWE 563 Unused Variable MISRA C++ 2008 0-1-3 (Required) A project shall not contain unused variables.
Code examples	The following code example fails the check and will give a warning: <pre>int example(void) { int x; //this value is not used return 0; }</pre> The following code example passes the check and will not give a warning about this issue: <pre>int example(void) { int x = 0; //OK - x is returned return x; }</pre>

MISRAC++2008-0-1-4

Synopsis	A variable is assigned a value that is never used.
----------	--

Enabled by default	Yes
Severity/Certainty	Low/Medium 
Full description	(Required) A project shall not contain non-volatile POD variables having only one use. Execution destroys that value before it is used. This check does not detect situations where the value is simply lost when the function ends. This is not inherently harmful, but might indicate problems with application behavior.
Coding standards	MISRA C++ 2008 0-1-4 (Required) A project shall not contain non-volatile POD variables having only one use.
Code examples	The following code example fails the check and will give a warning: <pre>int example(void) { int x; x = 20; x = 3; return 0; } #include <stdlib.h> void ex(void) { int *p = 0; int *q = 0; p = (int *)malloc(sizeof(int)); q = (int *)malloc(sizeof(int)); p = q; //p is not used after this assignment return; }</pre> The following code example passes the check and will not give a warning about this issue:

```

#include <stdlib.h>

int *ex(void) {
    int *p;
    p = (int *)malloc(sizeof(int));
    return p; //the value is returned
}


int example(void) {
    int x;

    x = 20;

    return x;
}

```

MISRA C++ 2008 0-1-6

Synopsis	A variable is assigned a value that is never used.
Enabled by default	Yes
Severity/Certainty	Low/Medium 
Full description	(Required) A project shall not contain instances of non-volatile variables being given values that are never subsequently used. Execution destroys that value before it is used. This check does not detect situations where the value is simply lost when the function ends. This is not inherently harmful, but might indicate problems with application behavior.
Coding standards	MISRA C++ 2008 0-1-6 (Required) A project shall not contain instances of non-volatile variables being given values that are never subsequently used.
Code examples	The following code example fails the check and will give a warning:

```

int example(void) {
    int x;

    x = 20;

    x = 3;
    return 0;
}
#include <stdlib.h>

void ex(void) {
    int *p = 0;
    int *q = 0;
    p = (int *)malloc(sizeof(int));
    q = (int *)malloc(sizeof(int));
    p = q; //p is not used after this assignment
    return;
}

```

The following code example passes the check and will not give a warning about this issue:

```

#include <stdlib.h>

int *ex(void) {
    int *p;
    p = (int *)malloc(sizeof(int));
    return p; //the value is returned
}
int example(void) {
    int x;


    x = 20;

    return x;
}


```

MISRAC++2008-0-1-7

Synopsis	There are unused function return values (excluding overloaded operators)
Enabled by default	Yes


Severity/Certainty	Low/Medium 
Full description	(Required) The value returned by a function having a non-void return type that is not an overloaded operator shall always be used. The return value of a function shall always be used. Overloaded operators are excluded from the check, because they should behave in the same way as built-in operators. The return value of a function might be discarded by use of a (void) cast.
Coding standards	CWE 252 <p style="text-align: center;">Unchecked Return Value</p> MISRA C++ 2008 0-1-7 <p style="text-align: center;">(Required) The value returned by a function having a non-void return type that is not an overloaded operator shall always be used.</p>
Code examples	The following code example fails the check and will give a warning: <pre>int func (int para1) { return para1; } void discarded (int para2) { func(para2); // value discarded - Non-compliant }</pre> <p>The following code example passes the check and will not give a warning about this issue:</p> <pre>int func (int para1) { return para1; } int not_discarded (int para2) { if (func(para2) > 5){ return 1; } return 0; }</pre>

MISRAC++2008-0-1-8

Synopsis	There are functions with no effect. A function with no return type and no side effects effectively does nothing.
Enabled by default	No
Severity/Certainty	Low/Low 
Full description	(Required) All functions with void return type shall have external side effect(s).
Coding standards	MISRA C++ 2008 0-1-8 (Required) All functions with void return type shall have external side effect(s).
Code examples	<p>The following code example fails the check and will give a warning:</p> <pre>void pointless (int i, char c) { int local; local = 0; local = i; }</pre> <p>The following code example passes the check and will not give a warning about this issue:</p> <pre>void func(int i) { int p; p = i; int *ptr; ptr = &i; i = p; i++; }</pre>

MISRAC++2008-0-1-9


Synopsis	A part of the application is never executed.
----------	--

Enabled by default	Yes
Severity/Certainty	Low/Medium 
Full description	(Required) There shall be no dead code. Dead code might indicate problems with the application's branching structure.
Coding standards	CERT MSC07-C Detect and remove dead code CWE 561 Dead Code MISRA C++ 2008 0-1-9 (Required) There shall be no dead code.
Code examples	The following code example fails the check and will give a warning: <pre>#include <stdio.h> int f(int mode) { switch (mode) { case 0: return 1; printf("Hello!"); // This line cannot execute. default: return -1; } }</pre> The following code example passes the check and will not give a warning about this issue:

```
#include <stdio.h>

int f(int mode) {
    switch (mode) {
        case 0:
            printf("Hello!"); // This line can execute.
            return 1;
        default:
            return -1;
    }
}
```


MISRAC++2008-0-1-11

Synopsis	A function parameter is declared but not used.
Enabled by default	Yes
Severity/Certainty	Low/Medium 
Full description	(Required) There shall be no unused parameters (named or unnamed) in nonvirtual functions. For example, the function might need to observe some calling protocol, or in C++ it might be a virtual function that does not need as much information from its arguments as related classes' equivalent functions do. Often, though, the warning indicates a genuine error.
Coding standards	CWE 563 Unused Variable MISRA C++ 2008 0-1-11 (Required) There shall be no unused parameters (named or unnamed) in nonvirtual functions.
Code examples	The following code example fails the check and will give a warning: <pre>int example(int x) { /* `x' is not used */ return 20; }</pre>

The following code example passes the check and will not give a warning about this issue:

```
int example(int x) {
    return x + 20;
}
```

MISRAC++2008-0-2-1

Synopsis	There are assignments from one field of a union to another.
Enabled by default	Yes
Severity/Certainty	High/High 
Full description	(Required) An object shall not be assigned to an overlapping object.
Coding standards	MISRA C++ 2008 0-2-1 (Required) An object shall not be assigned to an overlapping object.
Code examples	The following code example fails the check and will give a warning:

```
union cheat {
    char c[5];
    int i;
};

void example(union cheat *u)
{
    u->i = u->c[2];
}

union {
    char c[5];
    int i;
} u;

void example(void)
{
    u.i = u.c[2];
}

void example(void)
{
    union
    {
        char c[5];
        int i;
    } u;
    u.i = u.c[2];
}
```

The following code example passes the check and will not give a warning about this issue:

```

void example(void)
{
    union
    {
        char c[5];
        int i;
    } u;
    int x;
    x = (int)u.c[2];
    u.i = x;
}
void example(void)
{
    struct
    {
        char c[5];
        int i;
    } u;
    u.i = u.c[2];
}
union cheat {
    char c[5];
    int i;
};

union cheat u;

void example(void)
{
    int x;
    x = (int)u.c[2];
    u.i = x;
}

```

MISRA++2008-0-3-2

Synopsis	The return value for a library function that might return an error value is not used.
Enabled by default	Yes
Severity/Certainty	Medium/Medium



Full description	(Required) If a function generates error information, then that error information shall be tested.
Coding standards	<p>CWE 252</p> <p style="padding-left: 40px;">Unchecked Return Value</p> <p>CWE 394</p> <p style="padding-left: 40px;">Unexpected Status Code or Return Value</p> <p>MISRA C++ 2008 0-3-2</p> <p style="padding-left: 40px;">(Required) If a function generates error information, then that error information shall be tested.</p>

Code examples	<p>The following code example fails the check and will give a warning:</p> <pre>#include <stdlib.h> void example(void) { malloc(sizeof(int)); // This function could fail, // and the return value is // not checked }</pre> <p>The following code example passes the check and will not give a warning about this issue:</p> <pre>#include <stdlib.h> void example(void) { int *x = (int *)malloc(sizeof(int)); // OK - return value // is stored }</pre>
---------------	--

MISRAC++2008-2-3-1

Synopsis	Trigraphs were found in string literals.
Enabled by default	Yes
Severity/Certainty	Low/Medium




Full description	(Required) Trigraphs shall not be used.
Coding standards	MISRA C++ 2008 2-3-1 (Required) Trigraphs shall not be used.
Code examples	The following code example fails the check and will give a warning:

```
void func()
{
    char * str = "abc??!def";
}
```

The following code example passes the check and will not give a warning about this issue:

```
void func()
{
    char * str = "abc??def";
}
```

MISRAC++2008-2-7-1

Synopsis	Detected /* inside comments
Enabled by default	Yes
Severity/Certainty	Low/High 
Full description	(Required) The character sequence /* shall not be used within a C-style comment. Consider: /* A comment, end comment marker accidentally omitted <<New Page>> initialize(X); /* this comment is not compliant */ In this case, X will not be initialized because the code is hidden in a comment.
Coding standards	MISRA C++ 2008 2-7-1 (Required) The character sequence /* shall not be used within a C-style comment.

Code examples

The following code example fails the check and will give a warning:

```
void example(void) {
    /* This comment starts here
    /* Nested comment starts here
    */
}
```

The following code example passes the check and will not give a warning about this issue:

```
void example(void) {
    /* This comment starts here */
    /* Nested comment starts here
    */
}
```

MISRAC++2008-2-7-2

Synopsis

Commented-out code has been detected. (To allow comments to contain pseudo-code or code samples, only comments that end in ;, {, or } characters are considered to be commented-out code.)

Enabled by default

Yes

Severity/Certainty

Low/Medium



Full description

(Required) Sections of code shall not be "commented out" using C-style comments. Code sections in comments (where the comment ends in ;, {, or } characters) have been detected.

Coding standards

MISRA C++ 2008 2-7-2

(Required) Sections of code shall not be "commented out" using C-style comments.

Code examples


The following code example fails the check and will give a warning:


```
void example(void) {
    /*
     * int i;
     */
}
```

The following code example passes the check and will not give a warning about this issue:


```
void example(void) {
    #if 0
        int i;
    #endif
}
```

MISRA C++ 2008 2-7-3

Synopsis	Commented-out code has been detected. (To allow comments to contain pseudo-code or code samples, only comments that end in ';', '{', or '}' characters are considered to be commented-out code.)
Enabled by default	No
Severity/Certainty	Low/Medium 
Full description	(Advisory) Sections of code should not be "commented out" using C++ comments. Code sections in comments (where the comment ends in ';', '{', or '}' characters) have been detected.
Coding standards	MISRA C++ 2008 2-7-3 (Advisory) Sections of code should not be "commented out" using C++ comments.
Code examples	The following code example fails the check and will give a warning: <pre>void example(void) { //int i; }</pre> <p>The following code example passes the check and will not give a warning about this issue:</p>

```
void example(void) {
    #if 0
        int i;
    #endif
}
```

MISRAC++2008-2-10-2_a

Synopsis	The declaration of a local variable hides a global declaration.
Enabled by default	Yes
Severity/Certainty	Medium/Medium 
Full description	(Required) Identifiers declared in an inner scope shall not hide an identifier declared in an outer scope. This might be intentional. However, a different name should be used in case a reference to the global variable is attempted, and the local value is changed or returned accidentally.
Coding standards	CERT DCL01-C Do not reuse variable names in subscopes CERT DCL01-CPP Do not reuse variable names in subscopes MISRA C++ 2008 2-10-2 (Required) Identifiers declared in an inner scope shall not hide an identifier declared in an outer scope.
Code examples	The following code example fails the check and will give a warning: <pre>int x; int foo (int y){ int x=0; x++; return x+y; }</pre>

The following code example passes the check and will not give a warning about this issue:


```
int x;

int foo (int y ){

    x++;
    return x+y;

}
```

MISRAC++2008-2-10-2_b

Synopsis	The declaration of a local variable hides a previous local declaration.
Enabled by default	Yes
Severity/Certainty	Medium/Medium 
Full description	(Required) Identifiers declared in an inner scope shall not hide an identifier declared in an outer scope. This might be intentional. However, a different name should be used in case a reference to the outer variable is attempted, and the inner value is changed or returned accidentally.
Coding standards	CERT DCL01-C Do not reuse variable names in subsopes CERT DCL01-CPP Do not reuse variable names in subsopes MISRA C++ 2008 2-10-2 (Required) Identifiers declared in an inner scope shall not hide an identifier declared in an outer scope.
Code examples	The following code example fails the check and will give a warning:

```
int foo(int x ){
    for (int y= 0; y < 10 ; y++){
        for (int y = 0; y < 100; y ++){
            return x+y;
        }
    }
    return x;
}
```

```
int foo2(int x){
    int y = 10;

    for (int y= 0; y < 10 ; y++)
        x++;
    return x;
}
```

```
int foo3(int x){

    int y = 10;
    {
        int y = 100;
        return x + y;
    }
}
```

The following code example passes the check and will not give a warning about this issue:

```
int foo(int x){

    for (int y=0; y < 10; y++)
        x++;
    for (int y=0; y < 10; y++)
        x++;
    return x;
}
```


MISRAC++2008-2-10-2_c

Synopsis

The declaration of a variable hides a parameter of the function.


Enabled by default

Yes

Severity/Certainty	Medium/Medium 
Full description	(Required) Identifiers declared in an inner scope shall not hide an identifier declared in an outer scope. This might be intentional. However, a different name should be used in case a reference to the argument is attempted, and the inner value is changed or returned accidentally.
Coding standards	CERT DCL01-C Do not reuse variable names in subscopes CERT DCL01-CPP Do not reuse variable names in subscopes MISRA C++ 2008 2-10-2 (Required) Identifiers declared in an inner scope shall not hide an identifier declared in an outer scope.
Code examples	The following code example fails the check and will give a warning: <pre>int foo(int x){ for (int x = 0; x < 100; x++); return x; }</pre> The following code example passes the check and will not give a warning about this issue: <pre>int foo(int x){ int y; return x; }</pre>

MISRAC++2008-2-10-2_d (C++ only)

Synopsis	The declaration of a local variable hides a member of the class.
Enabled by default	Yes

Severity/Certainty	<p>Medium/Medium</p> 
Full description	<p>(Required) Identifiers declared in an inner scope shall not hide an identifier declared in an outer scope. This might be intentional. However, a different name should be used in case a reference to the class member is attempted, and the local value is changed or returned accidentally.</p>
Coding standards	<p>CERT DCL01-C</p> <p style="padding-left: 40px;">Do not reuse variable names in subsopes</p> <p>CERT DCL01-CPP</p> <p style="padding-left: 40px;">Do not reuse variable names in subsopes</p> <p>MISRA C++ 2008 2-10-2</p> <p style="padding-left: 40px;">(Required) Identifiers declared in an inner scope shall not hide an identifier declared in an outer scope.</p>
Code examples	<p>The following code example fails the check and will give a warning:</p>

```
class A {
    int x;

public:

    void foo(int y){

        for(int x = 0; x < 10 ; x++){
            y++;
        }

    }

    void foo2(int y){
        int x = 0;
        x+=y;
        return;

    }

    void foo3(int y){

        {
            int x = 0;
            x+=y;
            return;
        }

    }

};
```

The following code example passes the check and will not give a warning about this issue:

```

class A {
    int x;


};

class B{
    int y;
void foo();
};

void B::foo() {
    int x;
}

```

MISRAC++2008-2-10-3

Synopsis	A typedef with this name has already been declared.
Enabled by default	Yes
Severity/Certainty	Low/Medium 
Full description	(Required) A typedef name (including qualification, if any) shall be a unique identifier.
Coding standards	MISRA C++ 2008 2-10-3 (Required) A typedef name (including qualification, if any) shall be a unique identifier.
Code examples	The following code example fails the check and will give a warning:


```

typedef int WIDTH;
//dummy comment
void f1()
{
    WIDTH w1;
}

void f2()
{
    typedef float WIDTH;
    WIDTH w2;
    WIDTH w3;
}

```


The following code example passes the check and will not give a warning about this issue:

```

namespace NS1
{
    typedef int WIDTH;
}
// f2.cc
namespace NS2
{
    typedef float WIDTH; // Compliant - NS2::WIDTH is not the same
    as NS1::WIDTH
}
NS1::WIDTH w1;
NS2::WIDTH w2;

```

MISRAC++2008-2-10-4

Synopsis	A class, struct, union, or enum declaration clashes with a previous declaration.
Enabled by default	Yes
Severity/Certainty	Low/Medium 
Full description	(Required) A class, union or enum name (including qualification, if any) shall be a unique identifier.

Coding standards MISRA C++ 2008 2-10-4
 (Required) A class, union or enum name (including qualification, if any) shall be a unique identifier.

Code examples The following code example fails the check and will give a warning:

```
void f1()
{
    class TYPE {};
}

void f2()
{
    float TYPE; // non-compliant
}
```

The following code example passes the check and will not give a warning about this issue:

```
enum ENS {ONE, TWO };

void f1()
{
    class TYPE {};
}

void f4()
{
    union GRRR {
        int i;
        float f;
    };
}
```

MISRAC++2008-2-10-5

Synopsis An identifier is used that might clash with another static identifier.

Enabled by default No

Severity/Certainty Low/Medium



Full description	(Advisory) The identifier name of a non-member object or function with static storage duration should not be reused.
Coding standards	MISRA C++ 2008 2-10-5 (Advisory) The identifier name of a non-member object or function with static storage duration should not be reused.
Code examples	The following code example fails the check and will give a warning:

```
namespace NS1
{
    static int global = 0;
}

namespace NS2
{
    void fn()
    {
        int global; // Non-compliant
    }
}
```

The following code example passes the check and will not give a warning about this issue:


```
namespace NS1
{
    int global = 0;
}

namespace NS2
{
    void f1()
    {
        int global; // Non-compliant
    }
}


void f2()
{
    static int global;
}
```

MISRA C++ 2008-2-13-2

Synopsis	Octal integer constants are used.
----------	-----------------------------------


Enabled by default	Yes
Severity/Certainty	Low/Medium 
Full description	(Required) Octal constants (other than zero) and octal escape sequences (other than 0) shall not be used.
Coding standards	MISRA C++ 2008 2-13-2 (Required) Octal constants (other than zero) and octal escape sequences (other than 0) shall not be used.
Code examples	The following code example fails the check and will give a warning: <pre>void func(void) { int x = 077; }</pre> <p>The following code example passes the check and will not give a warning about this issue:</p> <pre>void func(void) { int x = 63; }</pre>

MISRAC++2008-2-13-3

Synopsis	There are unsigned integer constants without a U suffix.
Enabled by default	Yes
Severity/Certainty	Low/Low 

Full description	(Required) A "U" suffix shall be applied to all octal or hexadecimal integer literals of unsigned type.
Coding standards	MISRA C++ 2008 2-13-3 (Required) A "U" suffix shall be applied to all octal or hexadecimal integer literals of unsigned type.
Code examples	The following code example fails the check and will give a warning: <pre>void example(void) { // 2147483648 -- does not fit in 31bits unsigned int x = 0x80000000; }</pre> The following code example passes the check and will not give a warning about this issue: <pre>void example(void) { unsigned int x = 0x80000000u; }</pre>

MISRA C++ 2008-2-13-4_a

Synopsis	Suffixes on floating-point constants are lower case.
Enabled by default	Yes
Severity/Certainty	Low/Medium 
Full description	(Required) Literal suffixes shall be upper case.
Coding standards	MISRA C++ 2008 2-13-4 (Required) Literal suffixes shall be upper case.
Code examples	The following code example fails the check and will give a warning:

```
#include <stdint.h>


void func()
{
    float    l = 2.4l;
}
```

The following code example passes the check and will not give a warning about this issue:

```
#include <stdint.h>

void func()
{
    uint32_t  a = 0U;
    int64_t   c = 0L;
    uint64_t  e = 0UL;
    uint32_t  g = 0x12bU;
    float     i = 1.2F;
    float     k = 1.2L;
}
```

MISRAC++2008-2-13-4_b

Synopsis	Suffixes on integer constants are lower case.
Enabled by default	Yes
Severity/Certainty	Low/Medium 
Full description	(Required) Literal suffixes shall be upper case.
Coding standards	CERT DCL16-C Use 'L', not 'l', to indicate a long value CERT DCL16-CPP Use 'L', not 'l', to indicate a long value

MISRA C++ 2008 2-13-4

(Required) Literal suffixes shall be upper case.

Code examples

The following code example fails the check and will give a warning:

```
#include <stdint.h>

void func()
{
    uint32_t    b = 0u;
}
```

The following code example passes the check and will not give a warning about this issue:

```
#include <stdint.h>

void func()
{
    uint32_t    a = 0U;
    int64_t     c = 0L;
    uint64_t    e = 0UL;
    uint32_t    g = 0x12bU;
    float       i = 1.2F;
    float       k = 1.2L;
}
```

MISRA C++ 2008-3-1-1

Synopsis

Non-inline functions have been defined in header files.

Enabled by default

Yes

Severity/Certainty

Medium/Medium



Full description

(Required) It shall be possible to include any header file in multiple translation units without violating the One Definition Rule. Header files should not be used to define

functions, to make it clear that only C source files contain executable code. A header file is any file that is included in a translation unit via the #include directive.

Coding standards MISRA C++ 2008 3-1-1
 (Required) It shall be possible to include any header file in multiple translation units without violating the One Definition Rule.

Code examples The following code example fails the check and will give a warning:

```
#include "definition.h"
/* Contents of definition.h:

void definition(void) {
}

*/

void example(void) {
    definition();
}
```

The following code example passes the check and will not give a warning about this issue:

```
#include "declaration.h"
/* Contents of declaration.h:

void definition(void);


*/

void example(void) {
    definition();
}
```


MISRAC++2008-3-1-3

Synopsis One or more external arrays are declared without their size being stated explicitly or defined implicitly by initialization.

Enabled by default Yes

Severity/Certainty	Low/Medium 
Full description	(Required) When an array is declared, its size shall either be stated explicitly or defined implicitly by initialization.
Coding standards	MISRA C++ 2008 3-1-3 (Required) When an array is declared, its size shall either be stated explicitly or defined implicitly by initialization.
Code examples	The following code example fails the check and will give a warning: <pre>extern int a[];</pre> The following code example passes the check and will not give a warning about this issue: <pre>extern int a[10]; extern int b[] = { 0, 1, 2 };</pre>

MISRAC++2008-3-9-2

Synopsis	There are uses of the basic types char, int, short, long, double, and float without a typedef.
Enabled by default	No
Severity/Certainty	Low/High 
Full description	(Advisory) typedefs that indicate size and signedness should be used in place of the basic numerical types. Best practice is to use typedefs for portability.
Coding standards	MISRA C++ 2008 3-9-2 (Advisory) typedefs that indicate size and signedness should be used in place of the basic numerical types.

Code examples

The following code example fails the check and will give a warning:

```
typedef signed char SCHAR;
typedef int INT;
typedef float FLOAT;

INT func(FLOAT f, INT *pi)
{
    INT x;
    INT (*fp)(const char *);
}
```

The following code example passes the check and will not give a warning about this issue:

```
typedef signed char SCHAR;
typedef int INT;
typedef float FLOAT;

INT func(FLOAT f, INT *pi)
{
    INT x;
    INT (*fp)(const SCHAR *);
}
```

MISRA C++ 2008 3-9-3

Synopsis

An expression provides access to the bit-representation of a floating-point variable.

Enabled by default

Yes

Severity/Certainty

Medium/Medium



Full description

(Required) The underlying bit representations of floating-point values shall not be used.

Coding standards

MISRA C++ 2008 3-9-3

(Required) The underlying bit representations of floating-point values shall not be used.

Code examples


The following code example fails the check and will give a warning:

```
void example(float f) {
    int * x = (int *)&f;
    int i = *x;
}
```

The following code example passes the check and will not give a warning about this issue:

```
void example(float f) {
    int i = (int)f;
}
```

MISRAC++2008-4-5-1

Synopsis	Arithmetic operators are used on boolean operands.
Enabled by default	Yes
Severity/Certainty	Low/Low 
Full description	(Required) Expressions with type bool shall not be used as operands to built-in operators other than the assignment operator =, the logical operators &&, , !, the equality operators == and !=, the unary & operator, and the conditional operator.
Coding standards	MISRA C++ 2008 4-5-1 (Required) Expressions with type bool shall not be used as operands to built-in operators other than the assignment operator =, the logical operators &&, , !, the equality operators == and !=, the unary & operator, and the conditional operator.
Code examples	The following code example fails the check and will give a warning:

```
void func(bool b)
{
    bool x;
    bool y;
    y = x % b;
}
void example(void) {
    int x = 0;
    int y = 1;
    int a = 5;
    (a + (x || y)) ? example() : example();
}
void example(void) {
    int x = 0;
    int y = 1;
    int a = (x == y) << 2;
}
```

The following code example passes the check and will not give a warning about this issue:

```

int
isgood(int ch)
{
    return (ch & 0x80) == 0;
}

int example(int r, int f1, int f2)
{
    if (r && f1 == f2)
        return 1;
    else
        return 0;
}

bool test()
{
    return true;
}

void example(void) {
    if(test()) {}
}

typedef charboolean_t; /* Compliant: Boolean-by-enforcement */

void example(void)
{
    boolean_t d;
    boolean_t c = 1;
    boolean_t b = 0;
    boolean_t a = 1;

    d = ( c && a ) && b;

}

class foo {
    int val;
public:
    bool operator==(const foo &rhs) const { return val == rhs.val;
}
};

int example(bool r, const foo &f1, const foo &f2)
{
    if (r && f1 == f2)
        return 1;
    else
        return 0;
}

```

```

void func(bool * ptr)
{
    if (*ptr) {}
}
void func()
{
    bool x;
    bool y;
    y = x && y;
}
typedef intboolean_t;


void example(void) {
    boolean_t x = 0;
    boolean_t y = 1;
    boolean_t a = 0;
    if (a && (x || y)) {
    }
}
void example(void) {
    int x = 0;
    int y = 1;
    int a = x == y;
}
#include <stdbool.h>

void example(void) {
    bool x = false;
    bool y = true;
    if (x || y) {
    }
}
typedef charboolean_t;
void example(void) {
    boolean_t x = 0;
    boolean_t y = 1;
    boolean_t a = x || y;
    a ? example() : example();
}

```

MISRA C++2008-4-5-2

Synopsis	Unsafe operators are used on variables of enumeration type.
Enabled by default	Yes

Severity/Certainty	Medium/Low 
Full description	(Required) Expressions with type enum shall not be used as operands to builtin operators other than the subscript operator [], the assignment operator =, the equality operators == and !=, the unary & operator, and the relational operators <, <=, >, >=. ==, !=, &, [], or =. Other operators are unlikely to be meaningful (or intended).
Coding standards	MISRA C++ 2008 4-5-2 (Required) Expressions with type enum shall not be used as operands to builtin operators other than the subscript operator [], the assignment operator =, the equality operators == and !=, the unary & operator, and the relational operators <, <=, >, >=.

Code examples	<p>The following code example fails the check and will give a warning:</p> <pre>enum ens { ONE, TWO, THREE }; void func(ens b) { ens x; bool y; y = x b; }</pre> <p>The following code example passes the check and will not give a warning about this issue:</p> <pre>enum ens { ONE, TWO, THREE }; void func(ens b) { ens y; y = b; }</pre>
---------------	---

MISRAC++2008-4-5-3

Synopsis	Arithmetic is performed on objects of type plain char, without an explicit signed or unsigned qualifier.
Enabled by default	Yes

Severity/Certainty

Low/High



Full description

(Required) Expressions with type (plain) char and wchar_t shall not be used as operands to built-in operators other than the assignment operator =, the equality operators == and !=, and the unary & operator. Declare such types explicitly as "signed char" or "unsigned char", to avoid unportable behavior.

Coding standards

CERT INT07-C

Use only explicitly signed or unsigned char type for numeric values

MISRA C++ 2008 4-5-3

(Required) Expressions with type (plain) char and wchar_t shall not be used as operands to built-in operators other than the assignment operator =, the equality operators == and !=, and the unary & operator.

Code examples

The following code example fails the check and will give a warning:

```
typedef signed char INT8;
typedef unsigned char UINT8;

UINT8
toascii(INT8 c)
{
    return (UINT8)c & 0x7f;
}

int func(int x)
{
    char sc = 4;
    char *scp = &sc;
    UINT8 (*fp)(INT8 c) = &toascii;

    x = x + sc;
    x *= *scp;
    return (*fp)(x);
}
```

The following code example passes the check and will not give a warning about this issue:


```

typedef signed char INT8;
typedef unsigned char UINT8;

UINT8
toascii(INT8 c)
{
    return (UINT8)c & 0x7f;
}

int func(int x)
{
    signed char sc = 4;
    signed char *scp = &sc;
    UINT8 (*fp)(INT8 c) = &toascii;

    x = x + sc;
    x *= *scp;
    return (*fp)(x);
}

```

MISRA-C++2008-5-0-1_a

Synopsis	There are expressions that depend on the order of evaluation.
Enabled by default	Yes
Severity/Certainty	Medium/High



Full description	<p>(Required) The value of an expression shall be the same under any order of evaluation that the standard permits. There is one or more expressions with an unspecified evaluation order, between two consecutive sequence points. ANSI C does not specify an evaluation order for different parts of an expression. For this reason different compilers are free to perform their own optimizations regarding the evaluation order. Projects containing statements that violate this check are not readily ported between architectures or compilers, and their ports might prove difficult to debug. Only four operators have a guaranteed order of evaluation: logical AND (<code>a && b</code>) evaluates the left operand, then the right operand only if the left is found to be true; logical OR (<code>a b</code>) evaluates the left operand, then the right operand only if the left is found to be false; a ternary conditional (<code>a ? b : c</code>) evaluates the first operand, then either the second or</p>
------------------	--

the third, depending on whether the first is found to be true or false; and a comma (a , b) evaluates its left operand before its right.

Coding standards

CERT EXP10-C

Do not depend on the order of evaluation of subexpressions or the order in which side effects take place

CERT EXP30-C

Do not depend on order of evaluation between sequence points

CWE 696

Incorrect Behavior Order

MISRA C++ 2008 5-0-1

(Required) The value of an expression shall be the same under any order of evaluation that the standard permits.

Code examples

The following code example fails the check and will give a warning:

```
int main(void) {
    int i = 0;

    i = i * i++; //unspecified order of operations

    return 0;
}
```

The following code example passes the check and will not give a warning about this issue:

```
int main(void) {
    int i = 0;
    int x = i;


    i++;
    x = x * i; //OK - statement is broken up

    return 0;
}
```

MISRAC++2008-5-0-1_b

Synopsis

There are more than one read access with volatile-qualified type within a single sequence point.


Enabled by default	Yes
Severity/Certainty	Medium/High 
Full description	(Required) The value of an expression shall be the same under any order of evaluation that the standard permits.
Coding standards	CERT EXP10-C Do not depend on the order of evaluation of subexpressions or the order in which side effects take place CERT EXP30-C Do not depend on order of evaluation between sequence points CWE 696 Incorrect Behavior Order MISRA C++ 2008 5-0-1 (Required) The value of an expression shall be the same under any order of evaluation that the standard permits.
Code examples	The following code example fails the check and will give a warning: <pre>#include "mc2_types.h" #include "mc2_header.h" void example(void) { uint16_t x; volatile uint16_t v; x = v + v; }</pre> The following code example passes the check and will not give a warning about this issue:

```
int main(void) {
    int i = 0;
    int x = i;

    i++;
    x = x * i; //OK - statement is broken up

    return 0;
}
```

MISRAC++2008-5-0-1_c

Synopsis	There are more than one modification access with volatile-qualified type within a single sequence point.
Enabled by default	Yes
Severity/Certainty	Medium/High 
Full description	(Required) The value of an expression shall be the same under any order of evaluation that the standard permits.
Coding standards	CERT EXP10-C Do not depend on the order of evaluation of subexpressions or the order in which side effects take place CERT EXP30-C Do not depend on order of evaluation between sequence points CWE 696 Incorrect Behavior Order MISRA C++ 2008 5-0-1 (Required) The value of an expression shall be the same under any order of evaluation that the standard permits.
Code examples	The following code example fails the check and will give a warning:

```
#include "mc2_types.h"
#include "mc2_header.h"


void example(void) {
    uint16_t x;
    volatile uint16_t v, w;
    v = w = x;
}
```

The following code example passes the check and will not give a warning about this issue:

```
#include <stdbool.h>
void InitializeArray(int *);
const int *example(void)
{
    static volatile bool s_initialized = false;
    static int s_array[256];

    if (!s_initialized)
    {
        InitializeArray(s_array);
        s_initialized = true;
    }
    return s_array;
}
```

MISRAC++2008-5-0-2

Synopsis	Parentheses to avoid implicit operator precedence are missing.
Enabled by default	No
Severity/Certainty	Medium/Medium 
Full description	(Advisory) Limited dependence should be placed on C++ operator precedence rules in expressions.
Coding standards	MISRA C++ 2008 5-0-2 (Advisory) Limited dependence should be placed on C++ operator precedence rules in expressions.

Code examples

The following code example fails the check and will give a warning:

```
void example(void) {
    int i;
    int j;
    int k;
    int result;

    result = i + j * k;
}
```

The following code example passes the check and will not give a warning about this issue:

```
void example(void) {
    int i;
    int j;
    int k;
    int result;

    result = i + (j - k);
}
```

MISRAC++2008-5-0-3

Synopsis

One or more cvalue expressions have been implicitly converted to a different underlying type.

Enabled by default

Yes

Severity/Certainty

Low/Medium



Full description

(Required) A cvalue expression shall not be implicitly converted to a different underlying type.

Coding standards

MISRA C++ 2008 5-0-3

(Required) A cvalue expression shall not be implicitly converted to a different underlying type.

Code examples

The following code example fails the check and will give a warning:

```

#include <stdint.h>
void f ( )
{
    int32_t s32;
    int8_t s8;
    s32 = s8 + s8; // Example 1 - Non-compliant
    // The addition operation is performed with an underlying type
    // of int8_t and the result
    // is converted to an underlying type of int32_t.
}

```

The following code example passes the check and will not give a warning about this issue:

```

#include <stdint.h>
void f ( )
{
    int32_t s32;
    int8_t s8;
    s32 = static_cast < int32_t > ( s8 ) + s8; // Example 2 -
Compliant
    // the addition is performed with an underlying type of int32_t
    // and therefore
    // no underlying type conversion is required.
}
#include <stdint.h>
void f ( )
{
    int32_t s32;
    int8_t s8;
    s32 = s32 + s8; // Example 3 - Compliant
    // the addition is performed with an underlying type of int32_t
    // and therefore
    // no underlying type conversion is required.
}

```

MISRAC++2008-5-0-4

Synopsis	One or more implicit integral conversions have been found that change the signedness of the underlying type.
Enabled by default	Yes

Severity/Certainty

Low/Medium



Full description

(Required) An implicit integral conversion shall not change the signedness of the underlying type.

Coding standards

MISRA C++ 2008 5-0-4

(Required) An implicit integral conversion shall not change the signedness of the underlying type.

Code examples

The following code example fails the check and will give a warning:

```
#include <stdint.h>
void f()
{
    int8_t s8;
    uint8_t u8;
    u8 = s8 + u8; // Non-compliant
}

#include <stdint.h>
void f()
{
    int8_t s8;
    uint8_t u8;
    s8 = u8; // Non-compliant
}
```


The following code example passes the check and will not give a warning about this issue:

```
#include <stdint.h>
void f()
{
    int8_t s8;
    uint8_t u8;
    u8 = static_cast< uint8_t > ( s8 ) + u8; // Compliant
}
```

MISRAC++2008-5-0-5

Synopsis

One or more implicit floating-integral conversions were found.

Enabled by default	Yes
Severity/Certainty	Low/Medium 
Full description	(Required) There shall be no implicit floating-integral conversions.
Coding standards	MISRA C++ 2008 5-0-5 (Required) There shall be no implicit floating-integral conversions.

Code examples

The following code example fails the check and will give a warning:


```
#include "mc2_types.h"
void f()
{
    float32_t f32;
    int32_t s32;
    f32 = s32; // Non-compliant
}

#include "mc2_types.h"
void f()
{
    float32_t f32;
    int32_t s32;
    s32 = f32; // Non-compliant
}
```

The following code example passes the check and will not give a warning about this issue:


```
#include "mc2_types.h"
void f()
{
    float32_t f32;
    int32_t s32;
    f32 = static_cast< float32_t > ( s32 ); // Compliant
}
```

MISRAC++2008-5-0-6

Synopsis	One or more implicit integral or floating-point conversion were found that reduce the size of the underlying type.
Enabled by default	Yes
Severity/Certainty	Low/Medium 
Full description	(Required) An implicit integral or floating-point conversion shall not reduce the size of the underlying type.
Coding standards	MISRA C++ 2008 5-0-6 (Required) An implicit integral or floating-point conversion shall not reduce the size of the underlying type.
Code examples	<p>The following code example fails the check and will give a warning:</p> <pre>#include <stdint.h> void f () { int32_t s32; int16_t s16; s16 = s32; // Non-compliant } </pre> <p>The following code example passes the check and will not give a warning about this issue:</p> <pre>#include <stdint.h> void f () { int32_t s32; int16_t s16; s16 = static_cast< int16_t > (s32); // Compliant } </pre>

MISRAC++2008-5-0-7


Synopsis	One or more explicit floating-integral conversions of a cvalue expression were found.
----------	---

Enabled by default	Yes
Severity/Certainty	Low/Medium 
Full description	(Required) There shall be no explicit floating-integral conversions of a cvalue expression.
Coding standards	MISRA C++ 2008 5-0-7 (Required) There shall be no explicit floating-integral conversions of a cvalue expression.
Code examples	<p>The following code example fails the check and will give a warning:</p> <pre>#include "mc2_types.h" // Integral to Float void f1 () { int16_t s16a; int16_t s16b; float32_t f32a; // The following performs integer division f32a = static_cast< float32_t > (s16a / s16b); // Non-compliant }</pre> <p>The following code example passes the check and will not give a warning about this issue:</p>

```
#include "mc2_types.h"
// Integral to Float
void f1 ( )
{
    int16_t s16a;
    int16_t s16b;
    int16_t s16c;
    float32_t f32a;
    // The following also performs integer division
    s16c = s16a / s16b;
    f32a = static_cast< float32_t > ( s16c ); // Compliant
}

#include "mc2_types.h"
// Integral to Float
void f1 ( )
{
    int16_t s16a;
    int16_t s16b;
    float32_t f32a;
    // The following performs floating-point division
    f32a = static_cast< float32_t > ( s16a ) / s16b; // Compliant
}
```

MISRAC++2008-5-0-8

Synopsis	One or more explicit integral or floating-point conversions were found that increase the size of the underlying type of a cvalue expression.
Enabled by default	Yes
Severity/Certainty	Low/Medium 
Full description	(Required) An explicit integral or floating-point conversion shall not increase the size of the underlying type of a cvalue expression.
Coding standards	MISRA C++ 2008 5-0-8 (Required) An explicit integral or floating-point conversion shall not increase the size of the underlying type of a cvalue expression.

Code examples

The following code example fails the check and will give a warning:

```
#include <stdint.h>
void f ( )
{
    int16_t s16;
    int32_t s32;
    s32 = static_cast< int32_t > ( s16 + s16 ); // Non-compliant
}
```

The following code example passes the check and will not give a warning about this issue:

```
#include <stdint.h>
void f ( )
{
    int16_t s16;
    int32_t s32;
    s32 = static_cast< int32_t > ( s16 ) + s16 ; // Compliant
}
```

MISRAC++2008-5-0-9

Synopsis

One or more explicit integral conversions were found that change the signedness of the underlying type of a cvalue expression.

Enabled by default

Yes

Severity/Certainty

Low/Medium



Full description

(Required) An explicit integral conversion shall not change the signedness of the underlying type of a cvalue expression.

Coding standards

MISRA C++ 2008 5-0-9

(Required) An explicit integral conversion shall not change the signedness of the underlying type of a cvalue expression.

Code examples


The following code example fails the check and will give a warning:

```
#include <stdint.h>
void f ( )
{
    int8_t s8;
    uint8_t u8;
    s8 = static_cast< int8_t >( u8 + u8 ); // Non-compliant
}
```

The following code example passes the check and will not give a warning about this issue:

```
#include <stdint.h>
void f ( )
{
    int8_t s8;
    uint8_t u8;
    s8 = static_cast< int8_t >( u8 )
        + static_cast< int8_t >( u8 ); // Compliant
}
```

MISRAC++2008-5-0-10

Synopsis	A bitwise operation on unsigned char or unsigned short was found, that was not immediately cast to this type to ensure consistent truncation.
Enabled by default	Yes
Severity/Certainty	Low/Medium 
Full description	(Required) If the bitwise operators ~ and << are applied to an operand with an underlying type of unsigned char or unsigned short, the result shall be immediately cast to the underlying type of the operand.
Coding standards	MISRA C++ 2008 5-0-10 (Required) If the bitwise operators ~ and << are applied to an operand with an underlying type of unsigned char or unsigned short, the result shall be immediately cast to the underlying type of the operand.
Code examples	The following code example fails the check and will give a warning:

```
typedef unsigned char uint8_t;
typedef unsigned short uint16_t;

void example(void) {
    uint8_t port = 0x5aU;
    uint8_t result_8;
    uint16_t result_16;
    uint8_t mode;

    result_16 = ((port << 4) & mode) >> 6;
}
typedef unsigned char uint8_t;
typedef unsigned short uint16_t;

void example(void) {
    uint8_t port = 0x5aU;
    uint8_t result_8;
    uint16_t result_16;
    uint16_t mode;

    result_8 = (~port) >> 4;
}
```

The following code example passes the check and will not give a warning about this issue:

```

typedef unsigned char uint8_t;
typedef unsigned short uint16_t;

void example(void) {
    uint8_t port = 0x5aU;
    uint8_t result_8;
    uint16_t result_16;
    uint16_t mode;


    result_8 = ( static_cast< uint8_t > (~port) ) >> 4; //
Compliant
    result_16 = ( static_cast < uint16_t > ( static_cast< uint16_t
> ( port ) << 4 ) & mode ) >> 6; // Compliant
}
typedef unsigned char uint8_t;
typedef unsigned short uint16_t;

void example(void) {
    uint8_t port = 0x5aU;
    uint8_t result_8;
    uint16_t result_16;
    uint16_t mode;

    uint16_t port_16 = static_cast< uint16_t > ( port );
    uint16_t port_shifted = static_cast< uint16_t > ( port_16 << 4
);
    result_16 = ( port_shifted & mode ) >> 6; // Compliant
}

```

MISRAC++2008-5-0-13_a

Synopsis	Non-Boolean termination conditions were found in do ... while statements.
Enabled by default	Yes
Severity/Certainty	Low/Medium 
Full description	(Required) The condition of an if-statement and the condition of an iteration-statement shall have type bool.
Coding standards	MISRA C++ 2008 5-0-13

(Required) The condition of an if-statement and the condition of an iteration-statement shall have type bool.

Code examples

The following code example fails the check and will give a warning:

```
typedef int int32_t;
int32_t func();

void example(void)
{
    do {
        } while (func());
}
```

The following code example passes the check and will not give a warning about this issue:

```

#include <stddef.h>

int * fn()
{
    int * ptr;
    return ptr;
}

int fn2()
{
    return 5;
}

bool fn3()
{
    return true;
}

void example(void)
{
    while (int *ptr = fn() ) // Compliant by exception
    {}

    do
    {
        int *ptr = fn();
        if ( NULL == ptr )
        {
            break;
        }
    }
    while (true); // Compliant


    while (int len = fn2() ) // Compliant by exception
    {}

    if (int *p = fn()) {} // Compliant by exception
    if (int len = fn2() ) {} // Compliant by exception
    if (bool flag = fn3()) {} // Compliant
}

```

MISRAC++2008-5-0-13_b

Synopsis	Non-boolean termination conditions were found in <code>for</code> loops.
Enabled by default	Yes

Severity/Certainty	Medium/Medium 
Full description	(Required) The condition of an if-statement and the condition of an iteration-statement shall have type bool.
Coding standards	MISRA C++ 2008 5-0-13 (Required) The condition of an if-statement and the condition of an iteration-statement shall have type bool.
Code examples	The following code example fails the check and will give a warning: <pre>void example(void) { for (int x = 10;x;--x) {} }</pre> The following code example passes the check and will not give a warning about this issue:

```

#include <stddef.h>

int * fn()
{
    int * ptr;
    return ptr;
}

int fn2()
{
    return 5;
}

bool fn3()
{
    return true;
}

void example(void)
{
    for (fn(); fn3(); fn2()) // Compliant
    {}


    for (fn(); true; fn()) // Compliant
    {
        int *ptr = fn();
        if ( NULL == ptr )
        {
            break;
        }
    }

    for (int len = fn2(); len < 10; len++) // Compliant
    ;
}

```

MISRA C++ 2008-5-0-13_c

Synopsis	Non-boolean conditions were found in if statements.
Enabled by default	Yes

Severity/Certainty	Low/Medium 
Full description	(Required) The condition of an if-statement and the condition of an iteration-statement shall have type bool.
Coding standards	MISRA C++ 2008 5-0-13 (Required) The condition of an if-statement and the condition of an iteration-statement shall have type bool.
Code examples	The following code example fails the check and will give a warning: <pre>void example(void) { int u8; if (u8) {} }</pre> The following code example passes the check and will not give a warning about this issue:

```

#include <stddef.h>

int * fn()
{
    int * ptr;
    return ptr;
}

int fn2()
{
    return 5;
}

bool fn3()
{
    return true;
}

void example(void)
{
    while (int *ptr = fn() ) // Compliant by exception
    {}

    do
    {
        int *ptr = fn();
        if ( NULL == ptr )
        {
            break;
        }
    }
    while (true); // Compliant


    while (int len = fn2() ) // Compliant by exception
    {}

    if (int *p = fn()) {} // Compliant by exception
    if (int len = fn2() ) {} // Compliant by exception
    if (bool flag = fn3()) {} // Compliant
}

```

MISRAC++2008-5-0-13_d

Synopsis	Non-boolean termination conditions were found in while statements.
Enabled by default	Yes

Severity/Certainty	Low/Medium 
Full description	(Required) The condition of an if-statement and the condition of an iteration-statement shall have type bool.
Coding standards	MISRA C++ 2008 5-0-13 (Required) The condition of an if-statement and the condition of an iteration-statement shall have type bool.
Code examples	The following code example fails the check and will give a warning: <pre>void example(void) { int u8; while (u8) {} }</pre> The following code example passes the check and will not give a warning about this issue:

```

#include <stddef.h>

int * fn()
{
    int * ptr;
    return ptr;
}

int fn2()
{
    return 5;
}

bool fn3()
{
    return true;
}

void example(void)
{
    while (int *ptr = fn() ) // Compliant by exception
    {}

    do
    {
        int *ptr = fn();
        if ( NULL == ptr )
        {
            break;
        }
    }
    while (true); // Compliant


    while (int len = fn2() ) // Compliant by exception
    {}

    if (int *p = fn()) {} // Compliant by exception
    if (int len = fn2() ) {} // Compliant by exception
    if (bool flag = fn3()) {} // Compliant
}


```

MISRAC++2008-5-0-14

Synopsis	Non-boolean operands to the conditional (?:) operator were found.
Enabled by default	Yes

Severity/Certainty	Low/Medium 
Full description	(Required) The first operand of a conditional-operator shall have type bool.
Coding standards	MISRA C++ 2008 5-0-14 (Required) The first operand of a conditional-operator shall have type bool.
Code examples	The following code example fails the check and will give a warning: <pre>void example(int x) { int z; z = x ? 1 : 2; //x is an int, not a bool }</pre> The following code example passes the check and will not give a warning about this issue: <pre>void example(int x) { int z; z = x + 0 > 3 ? 1 : 2; //OK - the condition is a comparison } void example(bool b) { int x; x = b ? 1 : 2; //OK - b is a bool }</pre>

MISRAC++2008-5-0-15_a

Synopsis	Pointer arithmetic that is not array indexing was found.
Enabled by default	Yes
Severity/Certainty	Low/Medium 
Full description	(Required) Array indexing shall be the only form of pointer arithmetic.
Coding standards	MISRA C++ 2008 5-0-15

(Required) Array indexing shall be the only form of pointer arithmetic.

Code examples

The following code example fails the check and will give a warning:

```
typedef int INT32;

void example(INT32 array[]) {
    INT32 *pointer = array;
    INT32 *end = array + 10;
    for (; pointer != end; pointer += 1) {
        *pointer = 0;
    }
}
```

The following code example passes the check and will not give a warning about this issue:

```
typedef int INT32;

void example(INT32 array[]) {
    INT32 index = 0;
    INT32 end = 10;
    for (; index != end; index += 1) {
        array[index] = 0;
    }
}
```

MISRAC++2008-5-0-15_b

Synopsis Array indexing applied to objects not defined as an array type was found.

Enabled by default Yes

Severity/Certainty Low/Medium



Full description (Required) Array indexing shall be the only form of pointer arithmetic.

Coding standards MISRA C++ 2008 5-0-15

(Required) Array indexing shall be the only form of pointer arithmetic.

Code examples The following code example fails the check and will give a warning:

```
typedef unsigned char UINT8;
typedef unsigned int UINT;


void example(UINT8 *p, UINT size) {
    UINT i;
    for (i = 0; i < size; i++) {
        p[i] = 0;
    }
}
```

The following code example passes the check and will not give a warning about this issue:

```
typedef unsigned char UINT8;
typedef unsigned int UINT;

void example(void) {
    UINT8 p[10];
    UINT i;
    for (i = 0; i < 10; i++) {
        p[i] = 0;
    }
}
```

MISRAC++2008-5-0-16_a

Synopsis	Pointer arithmetic applied to a pointer that references a stack address was found.
Enabled by default	Yes
Severity/Certainty	Medium/High 
Full description	(Required) A pointer operand and any pointer resulting from pointer arithmetic using that operand shall both address elements of the same array.
Coding standards	CWE 120 Buffer Copy without Checking Size of Input ('Classic Buffer Overflow') MISRA C++ 2008 5-0-16 (Required) A pointer operand and any pointer resulting from pointer arithmetic using that operand shall both address elements of the same array.

Code examples


The following code example fails the check and will give a warning:

```
void example(void) {
    int i;
    int *p = &i;
    p++;
    *p = 0;
}
```

The following code example passes the check and will not give a warning about this issue:

```
void example(void) {
    int i;
    int *p = &i;
    *p = 0;
}
```

MISRAC++2008-5-0-16_b

Synopsis	Invalid pointer arithmetic with an automatic variable that is neither an array nor a pointer was found.
Enabled by default	Yes
Severity/Certainty	Medium/High 
Full description	(Required) A pointer operand and any pointer resulting from pointer arithmetic using that operand shall both address elements of the same array. This check warns when the address of an automatic variable is taken, and arithmetic is performed on it, as this behavior indicates that an invalid memory access attempt may occur. It handles local variables, parameters and globals, including structs.
Coding standards	CWE 120 Buffer Copy without Checking Size of Input ('Classic Buffer Overflow') MISRA C++ 2008 5-0-16 (Required) A pointer operand and any pointer resulting from pointer arithmetic using that operand shall both address elements of the same array.

Code examples

The following code example fails the check and will give a warning:

```
void example(int x) {
    *(&x+10) = 5;
}
```

The following code example passes the check and will not give a warning about this issue:


```
void example(int *x) {
    *(x+10) = 5;
}
```

MISRAC++2008-5-0-16_c

Synopsis An array access is out of bounds.

Enabled by default Yes

Severity/Certainty High/High



Full description (Required) A pointer operand and any pointer resulting from pointer arithmetic using that operand shall both address elements of the same array. An array access is out of bounds. This might corrupt data and/or crash the application, and result in security vulnerabilities.

Coding standards CERT ARR33-C

Guarantee that copies are made into storage of sufficient size

CWE 119

Improper Restriction of Operations within the Bounds of a Memory Buffer

CWE 120

Buffer Copy without Checking Size of Input ('Classic Buffer Overflow')

CWE 121

Stack-based Buffer Overflow

CWE 124

Buffer Underwrite ('Buffer Underflow')

CWE 126

Buffer Over-read

CWE 127

Buffer Under-read

CWE 129

Improper Validation of Array Index

MISRA C++ 2008 5-0-16

(Required) A pointer operand and any pointer resulting from pointer arithmetic using that operand shall both address elements of the same array.

Code examples

The following code example fails the check and will give a warning:

```

/* Goanna correctly detects that the array access,
   a[x - 10] is always within bounds, because 'x'
   is always in the range 10 <= x < 20, but a[x]
   is not. */

int ex(int x, int y)
{
    int a[10];

    if((x >= 0) && (x < 20)) {
        if(x < 10) {
            y = a[x];
        } else {
            y = a[x - 10];
            y = a[x];
        }
    }

    return y;
}

```

The following code example passes the check and will not give a warning about this issue:

```


int main(void)
{
    int a[4];

    a[3] = 0;

    return 0;
}

```

MISRAC++2008-5-0-16_d

Synopsis	An array access might be out of bounds for some execution paths.
Enabled by default	Yes
Severity/Certainty	High/High 
Full description	(Required) A pointer operand and any pointer resulting from pointer arithmetic using that operand shall both address elements of the same array. An array access might be out of bounds for some execution paths. This might corrupt data and/or crash the application, and result in security vulnerabilities.
Coding standards	CERT ARR33-C Guarantee that copies are made into storage of sufficient size CWE 119 Improper Restriction of Operations within the Bounds of a Memory Buffer CWE 120 Buffer Copy without Checking Size of Input ('Classic Buffer Overflow') CWE 121 Stack-based Buffer Overflow CWE 124 Buffer Underwrite ('Buffer Underflow') CWE 126 Buffer Over-read

CWE 127

Buffer Under-read

CWE 129

Improper Validation of Array Index

MISRA C++ 2008 5-0-16

(Required) A pointer operand and any pointer resulting from pointer arithmetic using that operand shall both address elements of the same array.

Code examples

The following code example fails the check and will give a warning:

```
int cond;

int main(void)
{
    int a[7];
    int x;

    if (cond)
        x = 3;
    else
        x = 20;

    a[x] = 0; //x may be set to 20 in line 11
             //but a only has an interval of [0,6]
    return 0;
}
```

The following code example passes the check and will not give a warning about this issue:


```

int cond;


int main(void)
{
    int a[25];
    int x;

    if (cond)
        x = 3;
    else
        x = 20;

    a[x] = 0; //here, both possible values of
             //x are in the interval [0,24]
    return 0;
}

```

MISRAC++2008-5-0-16_e

Synopsis	A pointer to an array is used outside the array bounds.
Enabled by default	Yes
Severity/Certainty	High/High 
Full description	(Required) A pointer operand and any pointer resulting from pointer arithmetic using that operand shall both address elements of the same array.
Coding standards	CERT ARR33-C Guarantee that copies are made into storage of sufficient size CWE 119 Improper Restriction of Operations within the Bounds of a Memory Buffer CWE 120 Buffer Copy without Checking Size of Input ('Classic Buffer Overflow') CWE 121 Stack-based Buffer Overflow

CWE 122

Heap-based Buffer Overflow

CWE 124

Buffer Underwrite ('Buffer Underflow')

CWE 126

Buffer Over-read

CWE 127

Buffer Under-read

CWE 129

Improper Validation of Array Index

MISRA C++ 2008 5-0-16

(Required) A pointer operand and any pointer resulting from pointer arithmetic using that operand shall both address elements of the same array.

Code examples

The following code example fails the check and will give a warning:

```
void example(void) {
    int arr[10];
    int *p = arr;
    p[10];
}
```

The following code example passes the check and will not give a warning about this issue:

```
void example(void) {
    int arr[10];
    int *p = arr;
    p[9];
}
```


MISRAC++2008-5-0-16_f

Synopsis

A pointer to an array might be used outside the array bounds.

Enabled by default

Yes


Severity/Certainty	<p>Medium/Medium</p> 
Full description	(Required) A pointer operand and any pointer resulting from pointer arithmetic using that operand shall both address elements of the same array.
Coding standards	<p>CERT ARR33-C</p> <p style="padding-left: 40px;">Guarantee that copies are made into storage of sufficient size</p> <p>CWE 119</p> <p style="padding-left: 40px;">Improper Restriction of Operations within the Bounds of a Memory Buffer</p> <p>CWE 120</p> <p style="padding-left: 40px;">Buffer Copy without Checking Size of Input ('Classic Buffer Overflow')</p> <p>CWE 121</p> <p style="padding-left: 40px;">Stack-based Buffer Overflow</p> <p>CWE 122</p> <p style="padding-left: 40px;">Heap-based Buffer Overflow</p> <p>CWE 124</p> <p style="padding-left: 40px;">Buffer Underwrite ('Buffer Underflow')</p> <p>CWE 126</p> <p style="padding-left: 40px;">Buffer Over-read</p> <p>CWE 127</p> <p style="padding-left: 40px;">Buffer Under-read</p> <p>CWE 129</p> <p style="padding-left: 40px;">Improper Validation of Array Index</p> <p>MISRA C++ 2008 5-0-16</p> <p style="padding-left: 40px;">(Required) A pointer operand and any pointer resulting from pointer arithmetic using that operand shall both address elements of the same array.</p>
Code examples	The following code example fails the check and will give a warning:

```
void example(int b) {
    int arr[10];
    int *p = arr;
    int x = (b<10 ? 8 : 11);
    p[x];
}
```

The following code example passes the check and will not give a warning about this issue:


```
void example(int b) {
    int arr[12];
    int *p = arr;
    int x = (b<10 ? 8 : 11);
    p[x];
}
```

MISRAC++2008-5-0-19

Synopsis	Declarations that contain more than two levels of pointer indirection have been found.
Enabled by default	Yes
Severity/Certainty	Low/Medium 
Full description	(Required) The declaration of objects shall contain no more than two levels of pointer indirection.
Coding standards	MISRA C++ 2008 5-0-19 (Required) The declaration of objects shall contain no more than two levels of pointer indirection.
Code examples	The following code example fails the check and will give a warning: <pre>void example(void) { int ***p; }</pre> <p>The following code example passes the check and will not give a warning about this issue:</p>


```
void example(void) {
    int **p;
}
```

MISRAC++2008-5-0-21

Synopsis	Applications of bitwise operators to signed operands were found.
Enabled by default	Yes
Severity/Certainty	Low/Medium 
Full description	(Required) Bitwise operators shall only be applied to operands of unsigned underlying type.
Coding standards	CERT INT13-C Use bitwise operators only on unsigned operands MISRA C++ 2008 5-0-21 (Required) Bitwise operators shall only be applied to operands of unsigned underlying type.
Code examples	The following code example fails the check and will give a warning: <pre>void example(void) { int x = -(1U); x ^ 1; x & 0x7F; ((unsigned int)x) & 0x7F; }</pre> The following code example passes the check and will not give a warning about this issue:


```
void example(void) {
    int x = -1;
    ((unsigned int)x) ^ 1U;
    2U ^ 1U;
    ((unsigned int)x) & 0x7FU;
    ((unsigned int)x) & 0x7FU;
}
```

MISRAC++2008-5-2-4 (C++ only)

Synopsis	Old style casts (other than void casts) were found.
Enabled by default	Yes
Severity/Certainty	Medium/Medium 
Full description	(Required) C-style casts (other than void casts) and functional notation casts (other than explicit constructor calls) shall not be used. Old style casts (other than void casts) were found. This might cause portability problems, for example if a particular cast is not be valid on a system, but the compiler performs the cast anyway. The new style casts <code>static_cast</code> , <code>const_cast</code> , and <code>reinterpret_cast</code> should be used instead because they make clear the intention of the cast. The new style casts can also easily be searched for in source code files, unlike old style casts.
Coding standards	CERT EXP05-CPP Do not use C-style casts MISRA C++ 2008 5-2-4 (Required) C-style casts (other than void casts) and functional notation casts (other than explicit constructor calls) shall not be used.
Code examples	The following code example fails the check and will give a warning: <pre>int example(float b) { return (int)b; }</pre> The following code example passes the check and will not give a warning about this issue:

```
int example(float b)
{
    return static_cast<int>(b);
}
```

MISRAC++2008-5-2-5

Synopsis	Casts that remove a const or volatile qualification were found.
Enabled by default	Yes
Severity/Certainty	Low/High 
Full description	(Required) A cast shall not remove any const or volatile qualification from the type of a pointer or reference. Doing so violates the principle of type qualification. This check does not detect changes to the qualification of the pointer during the cast.
Coding standards	MISRA C++ 2008 5-2-5 (Required) A cast shall not remove any const or volatile qualification from the type of a pointer or reference.
Code examples	The following code example fails the check and will give a warning: <pre>typedef unsigned short uint16_t; void example(void) { uint16_t x; const uint16_t * pci; /* pointer to const int */ uint16_t * pi; /* pointer to int */ pi = (uint16_t *)pci; // not compliant }</pre> <p>The following code example passes the check and will not give a warning about this issue:</p>

```
typedef unsigned short uint16_t;


void example(void) {

    uint16_t x;
    uint16_t * const cpi = &x; /* const pointer to int */
    uint16_t * pi;          /* pointer to int */

    pi = cpi; // compliant - no cast required

}
```

MISRAC++2008-5-2-6

Synopsis	A cast shall not convert a pointer to a function to any other pointer type, including a pointer to function type.
Enabled by default	Yes
Severity/Certainty	Medium/Medium 
Full description	(Required) A cast shall not convert a pointer to a function to any other pointer type, including a pointer to function type.
Coding standards	MISRA C++ 2008 5-2-6 (Required) A cast shall not convert a pointer to a function to any other pointer type, including a pointer to function type.
Code examples	The following code example fails the check and will give a warning:


```

#include <stdint.h>
void f ( int32_t )
{
    reinterpret_cast< void * >( &f ); // Non-compliant
}

#include <stdint.h>
void f ( int32_t )
{
    reinterpret_cast< void (*)( ) >( &f ); // Non-compliant
}

```


The following code example passes the check and will not give a warning about this issue:

```

#include <stdint.h>
void f ( int32_t )
{
    void (*fp)(int32_t) = &f;
}
void example(void) {
    (*(volatile unsigned long*) 0xE0028004UL) = (1UL << 10UL);
}

```

MISRAC++2008-5-2-7

Synopsis	A pointer to object type is cast to a pointer to a different object type.
Enabled by default	Yes
Severity/Certainty	Low/Medium 
Full description	(Required) An object with pointer type shall not be converted to an unrelated pointer type, either directly or indirectly. A pointer to object type is cast to a pointer to a different object type. Conversions of this type might be invalid if the new pointer type requires a stricter alignment.
Coding standards	MISRA C++ 2008 5-2-7 (Required) An object with pointer type shall not be converted to an unrelated pointer type, either directly or indirectly.

Code examples

The following code example fails the check and will give a warning:

```
typedef unsigned int uint32_t;
typedef unsigned char uint8_t;

void example(void) {
    uint8_t * p1;
    uint32_t * p2;
    p2 = (uint32_t *)p1;
}
```

The following code example passes the check and will not give a warning about this issue:

```
typedef unsigned int uint32_t;
typedef unsigned char uint8_t;

void example(void) {
    uint8_t * p1;
    uint8_t * p2;
    p2 = (uint8_t *)p1;
}
```

MISRAC++2008-5-2-9

Synopsis

A cast from a pointer type to an integral type was found.

Enabled by default

No

Severity/Certainty

Low/Medium



Full description

(Advisory) A cast should not convert a pointer type to an integral type.

Coding standards

MISRA C++ 2008 5-2-9

(Advisory) A cast should not convert a pointer type to an integral type.

Code examples

The following code example fails the check and will give a warning:

```

void example(void) {

    int *p;
    int x;

    x = (int)p;

}

```

The following code example passes the check and will not give a warning about this issue:

```

void example(void) {


    int *p;
    int *x;

    x = p;

}

```

MISRA C++ 2008-5-2-10


Synopsis	The increment (++) and decrement (--) operators are being used mixed with other operators in an expression.
Enabled by default	No
Severity/Certainty	Low/Medium 
Full description	(Advisory) The increment (++) and decrement (--) operators should not be mixed with other operators in an expression.
Coding standards	MISRA C++ 2008 5-2-10 (Advisory) The increment (++) and decrement (--) operators should not be mixed with other operators in an expression.
Code examples	The following code example fails the check and will give a warning:

```
void example(char *src, char *dst) {
    while ((*src++ = *dst++));
}
```

The following code example passes the check and will not give a warning about this issue:

```
void example(char *src, char *dst) {
    while (*src) {
        *dst = *src;
        src++;
        dst++;
    }
}
```

MISRAC++2008-5-2-11_a (C++ only)

Synopsis	Overloaded && and operators were found.
Enabled by default	Yes
Severity/Certainty	Low/Low 
Full description	(Required) The comma operator, && operator and the operator shall not be overloaded. There are overloaded versions of the comma and logical conjunction operators. These have the semantics of function calls whose sequence point and ordering semantics are different from those of the built-in versions. Because it might not be clear at the point of use that these operators are overloaded, developers might be unaware which semantics apply.
Coding standards	MISRA C++ 2008 5-2-11 (Required) The comma operator, && operator and the operator shall not be overloaded.
Code examples	The following code example fails the check and will give a warning:

```

class C{
    bool x;
    bool operator||(bool other);
};

bool C::operator||(bool other){
    return x || other;
}

```

The following code example passes the check and will not give a warning about this issue:


```

class C{
    int x;
    int operator+(int other);
};

int C::operator+(int other){
    return x + other;
}

```

MISRAC++2008-5-2-11_b (C++ only)

Synopsis	Overloaded comma operators were found.
Enabled by default	Yes
Severity/Certainty	Low/Low 
Full description	(Required) The comma operator, && operator and the operator shall not be overloaded. function calls whose sequence point and ordering semantics are different from those of the built- in versions. It might not be obvious that these operators are overloaded, which might cause programming errors.
Coding standards	MISRA C++ 2008 5-2-11 (Required) The comma operator, && operator and the operator shall not be overloaded.
Code examples	The following code example fails the check and will give a warning:

```
class C{
    bool x;
    bool operator,(bool other);
};


bool C::operator,(bool other){
    return x;
}
```

The following code example passes the check and will not give a warning about this issue:

```
class C{
    int x;
    int operator+(int other);
};

int C::operator+(int other){
    return x + other;
}
```

MISRAC++2008-5-3-1

Synopsis	Operands of the logical operators (&&, , and !) were found that are not of type bool.
Enabled by default	Yes
Severity/Certainty	Low/Medium 
Full description	(Required) Each operand of the ! operator, the logical && or the logical operators shall have type bool.
Coding standards	MISRA C++ 2008 5-3-1 (Required) Each operand of the ! operator, the logical && or the logical operators shall have type bool.
Code examples	The following code example fails the check and will give a warning:

```
void func(int * ptr)
{
    if (!ptr) {}
}
void func()
{
    if (!0) {}
}
void example(void) {
    int x = 0;
    int y = 1;
    int a = x || y << 2;
}
void example(void) {
    int x = 0;
    int y = 1;
    int a = 5;
    (a + (x || y)) ? example() : example();
}
void example(void) {
    int x = 5;
    int y = 11;
    if (x || y) {
    }
}
void example(void) {

    int d, c, b, a;

    d = ( c & a ) && b;

}
```

The following code example passes the check and will not give a warning about this issue:

```

bool test()
{
    return true;
}

void example(void) {
    if(test()) {}
}
typedef charboolean_t; /* Compliant: Boolean-by-enforcement */

void example(void)
{
    boolean_t d;
    boolean_t c = 1;
    boolean_t b = 0;
    boolean_t a = 1;

    d = ( c && a ) && b;
}

void func(bool * ptr)
{
    if (*ptr) {}
}
typedef intboolean_t;

void example(void) {
    boolean_t x = 0;
    boolean_t y = 1;
    boolean_t a = 0;
    if (a && (x || y)) {
    }
}

void example(void) {
    int x = 0;
    int y = 1;
    int a = x == y;
}
#include <stdbool.h>

void example(void) {
    bool x = false;
    bool y = true;
    if (x || y) {
    }
}
typedef charboolean_t;

```




```

void example(void) {
    boolean_t x = 0;
    boolean_t y = 1;
    boolean_t a = x || y;
    a ? example() : example();
}


```

MISRAC++2008-5-3-2_a


Synopsis	Uses of unary minus on unsigned expressions were found.
Enabled by default	Yes
Severity/Certainty	Low/Medium 
Full description	(Required) The unary minus operator shall not be applied to an expression whose underlying type is unsigned.
Coding standards	MISRA C++ 2008 5-3-2 (Required) The unary minus operator shall not be applied to an expression whose underlying type is unsigned.
Code examples	The following code example fails the check and will give a warning: <pre> void example(void) { unsigned int max = -1U; // use max = ~0U; } </pre> The following code example passes the check and will not give a warning about this issue: <pre> void example(void) { int neg_one = -1; } </pre>

MISRAC++2008-5-3-2_b

Synopsis	Uses of unary minus on unsigned expressions were found.
----------	---

Enabled by default	Yes
Severity/Certainty	Low/Medium 
Full description	(Required) The unary minus operator shall not be applied to an expression whose underlying type is unsigned.
Coding standards	MISRA C++ 2008 5-3-2 (Required) The unary minus operator shall not be applied to an expression whose underlying type is unsigned.
Code examples	The following code example fails the check and will give a warning: <pre>void example(void) { unsigned int max = -1U; // use max = ~0U; }</pre> The following code example passes the check and will not give a warning about this issue: <pre>void example(void) { int neg_one = -1; }</pre>

MISRAC++2008-5-3-3 (C++ only)

Synopsis	Occurrences of overloaded & operators were found.
Enabled by default	Yes
Severity/Certainty	Low/Low 
Full description	(Required) The unary & operator shall not be overloaded.
Coding standards	MISRA C++ 2008 5-3-3

(Required) The unary & operator shall not be overloaded.

Code examples

The following code example fails the check and will give a warning:

```
class C{
    bool x;
    bool* operator&();
};

bool* C::operator&(){
    return &x;
}
```

The following code example passes the check and will not give a warning about this issue:

```
class C{
    int x;
    int operator+(int other);
};

int C::operator+(int other){
    return x + other;
}
```

MISRAC++2008-5-3-4

Synopsis

There are sizeof expressions that contain side effects.

Enabled by default

Yes

Severity/Certainty

Medium/Medium



Full description

(Required) Evaluation of the operand to the sizeof operator shall not contain side effects. There are sizeof expressions that contain side effects. This is unsafe because it is easy to believe that the expression will be evaluated, but it will not because sizeof only operates on the type of the expression.

Coding standards

CERT EXP06-C

Operands to the sizeof operator should not contain side effects

CERT EXP06-CPP

Operands to the sizeof operator should not contain side effects

MISRA C++ 2008 5-3-4

(Required) Evaluation of the operand to the sizeof operator shall not contain side effects.

Code examples

The following code example fails the check and will give a warning:

```
void example(void) {
    int i;
    int size = sizeof(i++);
}
```

The following code example passes the check and will not give a warning about this issue:

```
void example(void) {
    int i;
    int size = sizeof(i);
    i++;
}
```

MISRAC++2008-5-8-1

Synopsis

Possible out-of-range shifts were found.

Enabled by default

Yes

Severity/Certainty

Medium/Medium



Full description

(Required) The right hand operand of a shift operator shall lie between zero and one less than the width in bits of the underlying type of the left hand operand. Shifts were found where the right-hand operand might be negative, or too large. This check is for all platforms. This is undefined behaviour; the code might work as intended, or data could become erroneous.

Coding standards

CERT INT34-C

Do not shift a negative number of bits or more bits than exist in the operand

CWE 682

Incorrect Calculation

MISRA C++ 2008 5-8-1

(Required) The right hand operand of a shift operator shall lie between zero and one less than the width in bits of the underlying type of the left hand operand.

Code examples

The following code example fails the check and will give a warning:

```
unsigned int foo(unsigned long long x, unsigned int y)
{
    int shift = 65; // too big
    return 3ULL << shift;
}
unsigned int foo(unsigned int x, unsigned int y)
{
    int shift = 33; // too big
    return 3U << shift;
}
```

The following code example passes the check and will not give a warning about this issue:

```
unsigned int foo(unsigned int x)
{
    int y = 1; // OK - this is within the correct range
    return x << y;
}
unsigned int foo(unsigned long long x)
{
    int y = 63; // ok
    return x << y;
}
```

MISRAC++2008-5-14-1

Synopsis

There are right-hand operands of && or || operators that contain side effects.

Enabled by default

Yes


Severity/Certainty

Medium/Medium



Full description	(Required) The right hand operand of a logical && or operator shall not contain side effects.
Coding standards	CWE 768 Incorrect Short Circuit Evaluation MISRA C++ 2008 5-14-1 (Required) The right hand operand of a logical && or operator shall not contain side effects.
Code examples	The following code example fails the check and will give a warning: <pre>#include <stdlib.h> void example(void) { int i; int size = rand() && i++; } The following code example passes the check and will not give a warning about this issue: #include <stdlib.h> void example(void) { int i; int size = rand() && i; }</pre>

MISRAC++2008-5-18-1

Synopsis	There are uses of the comma operator.
Enabled by default	Yes
Severity/Certainty	Low/High 
Full description	(Required) The comma operator shall not be used.
Coding standards	MISRA C++ 2008 5-18-1

(Required) The comma operator shall not be used.

Code examples

The following code example fails the check and will give a warning:

```
#include <string.h>

void reverse(char *string) {
    int i, j;
    j = strlen(string);
    for (i = 0; i < j; i++, j--) {
        char temp = string[i];
        string[i] = string[j];
        string[j] = temp;
    }
}
```

The following code example passes the check and will not give a warning about this issue:

```
#include <string.h>

void reverse(char *string) {
    int i;
    int length = strlen(string);
    int half_length = length / 2;
    for (i = 0; i < half_length; i++) {
        int opposite = length - i;
        char temp = string[i];
        string[i] = string[opposite];
        string[opposite] = temp;
    }
}
```


MISRAC++2008-5-19-1

Synopsis	A constant unsigned integer expression overflows.
Enabled by default	No
Severity/Certainty	Medium/Medium



Full description	(Advisory) Evaluation of constant unsigned integer expressions should not lead to wrap-around.
Coding standards	MISRA C++ 2008 5-19-1 (Advisory) Evaluation of constant unsigned integer expressions should not lead to wrap-around.
Code examples	The following code example fails the check and will give a warning: <pre>void example(void) { (0xFFFFFFFF + 1u); }</pre> <p>The following code example passes the check and will not give a warning about this issue:</p> <pre>void example(void) { 0x7FFFFFFF + 0; }</pre>

MISRAC++2008-6-2-1


Synopsis	One or more assignment operators are used in sub-expressions.
Enabled by default	Yes
Severity/Certainty	Low/Medium 
Full description	(Required) Assignment operators shall not be used in sub-expressions.
Coding standards	MISRA C++ 2008 6-2-1 (Required) Assignment operators shall not be used in sub-expressions.
Code examples	The following code example fails the check and will give a warning:


```
void func()
{
    int x;
    int y;
    int z;
    x = y = z;
}
```

The following code example passes the check and will not give a warning about this issue:

```
void func()
{
    int x = 2;
    int y;
    int z;
    x = y;
    x == y;
}
```

MISRAC++2008-6-2-2

Synopsis	There are floating-point comparisons that use the == or != operators.
Enabled by default	Yes
Severity/Certainty	Low/High 
Full description	(Required) Floating-point expressions shall not be directly or indirectly tested for equality or inequality. The comparison might be evaluated incorrectly, especially if either of the floats have been operated on arithmetically. In such a case, the program logic is compromised.
Coding standards	CERT FLP06-C <p style="text-align: center;">Understand that floating-point arithmetic in C is inexact</p> CERT FLP35-CPP <p style="text-align: center;">Take granularity into account when comparing floating point values</p> MISRA C++ 2008 6-2-2

(Required) Floating-point expressions shall not be directly or indirectly tested for equality or inequality.

Code examples

The following code example fails the check and will give a warning:

```
int main(void)
{
    float f = 3.0;
    int i = 3;

    if (f == i) //comparison of a float and an int
        ++i;

    return 0;
}
```

The following code example passes the check and will not give a warning about this issue:

```
int main(void)
{
    int i = 60;
    char c = 60;

    if (i == c)
        ++i;

    return 0;
}
```

MISRAC++2008-6-3-1_a

Synopsis

There are missing braces in do ... while statements.

Enabled by default

Yes

Severity/Certainty

Low/Low



Full description

(Required) The statement forming the body of a switch, while, do ... while or for statement shall be a compound statement.

Coding standards

CERT EXP19-C

Use braces for the body of an if, for, or while statement

CWE 483

Incorrect Block Delimitation

MISRA C++ 2008 6-3-1

(Required) The statement forming the body of a switch, while, do ... while or for statement shall be a compound statement.

Code examples

The following code example fails the check and will give a warning:

```
int example(void) {
    do
        return 0;
    while (1);
}
```

The following code example passes the check and will not give a warning about this issue:

```
int example(void) {
    do {
        return 0;
    } while (1);
}
```

MISRAC++2008-6-3-1_b

Synopsis

There are missing braces in `for` statements.

Enabled by default

Yes

Severity/Certainty

Low/Low



Full description

(Required) The statement forming the body of a switch, while, do ... while or for statement shall be a compound statement.

Coding standards

CERT EXP19-C

Use braces for the body of an if, for, or while statement

CWE 483

Incorrect Block Delimitation

MISRA C++ 2008 6-3-1

(Required) The statement forming the body of a switch, while, do ... while or for statement shall be a compound statement.

Code examples

The following code example fails the check and will give a warning:

```
int example(void) {
    for (;;)
        return 0;
}
```

The following code example passes the check and will not give a warning about this issue:

```
int example(void) {
    for (;;) {
        return 0;
    }
}
```

MISRAC++2008-6-3-1_c

Synopsis There are missing braces in `switch` statements.

Enabled by default Yes

Severity/Certainty Low/Low



Full description (Required) The statement forming the body of a switch, while, do ... while or for statement shall be a compound statement.

Coding standards CERT EXP19-C
Use braces for the body of an if, for, or while statement

CWE 483

Incorrect Block Delimitation

MISRA C++ 2008 6-3-1

(Required) The statement forming the body of a switch, while, do ... while or for statement shall be a compound statement.

Code examples

The following code example fails the check and will give a warning:

```
void example(void) {
    while(1);
    for(;;);
    do ;
    while (0);
    switch(0);
}
```

The following code example passes the check and will not give a warning about this issue:

```
void example(void) {
    while(1) {
    }
    for(;;) {
    }
    do {
    } while (0);
    switch(0) {
    }
}
```

MISRAC++2008-6-3-1_d

Synopsis There are missing braces in `while` statements.

Enabled by default Yes

Severity/Certainty Low/Low



Full description (Required) The statement forming the body of a switch, while, do ... while or for statement shall be a compound statement.

Coding standards CERT EXP19-C

Use braces for the body of an if, for, or while statement

CWE 483

Incorrect Block Delimitation

MISRA C++ 2008 6-3-1

(Required) The statement forming the body of a switch, while, do ... while or for statement shall be a compound statement.

Code examples

The following code example fails the check and will give a warning:

```
int example(void) {
    while (1)
        return 0;
}
```

The following code example passes the check and will not give a warning about this issue:

```
int example(void) {
    while (1){
        return 0;
    }
}
```

MISRAC++2008-6-4-1

Synopsis

There are missing braces in *if*, *else*, or *else if* statements.

Enabled by default

Yes

Severity/Certainty

Low/Low



Full description

(Required) An *if* (*condition*) construct shall be followed by a compound statement. The *else* keyword shall be followed by either a compound statement, or another *if* statement.

Coding standards

CERT EXP19-C

Use braces for the body of an *if*, *for*, or *while* statement

CWE 483

Incorrect Block Delimitation

MISRA C++ 2008 6-4-1

(Required) An if (condition) construct shall be followed by a compound statement. The else keyword shall be followed by either a compound statement, or another if statement.

Code examples

The following code example fails the check and will give a warning:

```
#include "iar.h"

void example(void) {
    if (random());
    if (random());
    else;
}
```

The following code example passes the check and will not give a warning about this issue:

```
#include "iar.h"

void example(void) {
    if (random()) {
    }
    if (random()) {
    } else {
    }
    if (random()) {
    } else if (random()) {
    }
}
```

MISRAC++2008-6-4-2

Synopsis

If ... else if constructs that are not terminated with an else clause were detected.

Enabled by default

Yes

Severity/Certainty

Low/High



Full description

(Required) All if ... else if constructs shall be terminated with an else clause.

Coding standards

MISRA C++ 2008 6-4-2

(Required) All if ... else if constructs shall be terminated with an else clause.

Code examples

The following code example fails the check and will give a warning:

```
#include <stdlib.h>
#include <stdio.h>


void example(void) {
    if (!rand()) {
        printf("The first random number is 0");
    } else if (!rand()) {
        printf("The second random number is 0");
    }
}
```

The following code example passes the check and will not give a warning about this issue:

```
#include <stdlib.h>
#include <stdio.h>

void example(void) {
    if (!rand()) {
        printf("The first random number is 0");
    } else if (!rand()) {
        printf("The second random number is 0");
    } else {
        printf("Neither random number was 0");
    }
}
```

MISRAC++2008-6-4-3

Synopsis	Detected switch statements that do not conform to the MISRA C++ switch syntax.
Enabled by default	Yes
Severity/Certainty	Low/High 
Full description	(Required) A switch statement shall be a well-formed switch statement. switch-statement : switch '(' expression ')' '{' case-label-clause-list default-label-clause? '}' case-label-clause-list: case-label case-clause?


```
case-label-clause-list case-label case-clause? case-label: case constant-expression ':'  
case-clause: statement-list? break ';' '{' declaration-list? statement-list? break ';' }'  
default-label-clause : default-label default-clause default-label: default ':'  
default-clause: case-clause
```

Coding standards

MISRA C++ 2008 6-4-3

(Required) A switch statement shall be a well-formed switch statement.

Code examples

The following code example fails the check and will give a warning:

```

int expr();
void stmt();
void example(void) {
    switch(expr()) {
        // at least one case label
        case 1:
            // statement list
            stmt();
            stmt();
            // WARNING: missing break at end of statement list
        default:
            break; // statement list ends in a break
    }

    switch(expr()) {
        // WARNING: missing at least one case label
        default:
            break; // statement list ends in a break
    }

    switch(expr()) {
        // at least one case label
        case 1:
            // statement list
            stmt();
            stmt();
            break; // statement list ends in a break
        case 0:
            stmt();
            // WARNING: declaration list without block
            int decl = 0;
            int x;
            // statement list
            stmt();
            stmt();
            break; // statement list ends in a break
        default:
            break; // statement list ends in a break
    }

    switch(expr()) {
        // at least one case label
        case 1: {
            // statement list
            stmt();
            // WARNING: Additional block inside of the case clause
            block

```

```

        {
            stmt();
        }
        break;
    }
    default:
        break; // statement list ends in a break
}
}

```

The following code example passes the check and will not give a warning about this issue:


```

int expr();
void stmt();
void example(void) {
    switch(expr()) {
        // at least one case label
        case 1:
            // statement list (no declarations)
            stmt();
            stmt();
            break; // statement list ends in a break
        case 0: {
            // one level of block is allowed
            // declaration list
            int decl = 0;
            // statement list
            stmt();
            stmt();
            break; // statement list ends in a break
        }
        case 2: // empty cases are allowed
        default:
            break; // statement list ends in a break
    }
}


```

MISRAC++2008-6-4-4

Synopsis	Switch labels were found in nested blocks.
Enabled by default	Yes

Severity/Certainty	<p>Low/Medium</p> 
Full description	<p>(Required) A switch-label shall only be used when the most closely-enclosing compound statement is the body of a switch statement.</p>
Coding standards	<p>MISRA C++ 2008 6-4-4</p> <p>(Required) A switch-label shall only be used when the most closely-enclosing compound statement is the body of a switch statement.</p>
Code examples	<p>The following code example fails the check and will give a warning:</p> <pre>#include <stdlib.h> void example(void) { switch(rand()) { {case 1:} case 2: case 3: default: } }</pre> <p>The following code example passes the check and will not give a warning about this issue:</p> <pre>#include <stdlib.h> void example(void) { switch(rand()) { case 1: case 2: case 3: default: } }</pre>

MISRAC++2008-6-4-5

Synopsis	Non-empty switch cases were found that are not terminated by a break.
Enabled by default	Yes
Severity/Certainty	Medium/Medium 
Full description	(Required) An unconditional throw or break statement shall terminate every non-empty switch-clause.
Coding standards	CERT MSC17-C Finish every set of statements associated with a case label with a break statement CWE 484 Omitted Break Statement in Switch MISRA C++ 2008 6-4-5 (Required) An unconditional throw or break statement shall terminate every non-empty switch-clause.
Code examples	The following code example fails the check and will give a warning:

```
#include <stdlib.h>

void example(int input) {

    while (rand()) {
        switch(input) {
            case 0:
                if (rand()) {
                    break;
                }
            default:
                break;
        }
    }
}

#include <stdlib.h>

void example(int input) {

    switch(input) {
        case 0:
            if (rand()) {
                break;
            }
        default:
            break;
    }
}
```

The following code example passes the check and will not give a warning about this issue:

```

#include <stdlib.h>

void example(int input) {

    switch(input) {
        case 0:
            if (rand()) {
                break;
            }
            break;
        default:
            break;
    }

}

#include <stdlib.h>

void example(int input) {

    switch(input) {
        case 0:
            if (rand()) {
                break;
            } else {
                break;
            }
    }
    // All paths above contain a break, therefore we do not
    warn
    default:
        break;
    }

}

```

MISRA-C++2008-6-4-6

Synopsis	Switch statements without a default clause, or with a default clause that is not the final clause, were found.
Enabled by default	Yes
Severity/Certainty	Low/Medium



Full description	(Required) The final clause of a switch statement shall be the default-clause.
Coding standards	CWE 478 Missing Default Case in Switch Statement MISRA C++ 2008 6-4-6 (Required) The final clause of a switch statement shall be the default-clause.

Code examples The following code example fails the check and will give a warning:


```
int example(int x) {
    switch(x) {
        default:
            return 2;
            break;
        case 0:
            return 0;
            break;
    }
}
```

The following code example passes the check and will not give a warning about this issue:


```
int example(int x) {
    switch(x) {
        case 3:
            return 0;
            break;
        case 5:
            return 1;
            break;
        default:
            return 2;
            break;
    }
}
```

MISRAC++2008-6-4-7

Synopsis	A switch expression was found that represents a value that is effectively Boolean.
Enabled by default	Yes

Severity/Certainty	Low/Medium 
Full description	(Required) The condition of a switch statement shall not have bool type.
Coding standards	MISRA C++ 2008 6-4-7 (Required) The condition of a switch statement shall not have bool type.
Code examples	The following code example fails the check and will give a warning: <pre>void example(int x) { switch(x == 0) { case 0: case 1: default: } }</pre> <p>The following code example passes the check and will not give a warning about this issue:</p> <pre>void example(int x) { switch(x) { case 1: case 0: default: } }</pre>

MISRAC++2008-6-4-8

Synopsis	One or more switch statements without a case clause were found.
Enabled by default	Yes
Severity/Certainty	Low/Medium 
Full description	(Required) Every switch statement shall have at least one case-clause.

Coding standards MISRA C++ 2008 6-4-8
 (Required) Every switch statement shall have at least one case-clause.

Code examples The following code example fails the check and will give a warning:

```
int example(int x) {
    switch(x){
        default:
            return 2;
            break;
    }
}
```

The following code example passes the check and will not give a warning about this issue:

```
int example(int x) {
    switch(x){
        case 3:
            return 0;
            break;
        case 5:
            return 1;
            break;
        default:
            return 2;
            break;
    }
}
```

MISRAC++2008-6-5-1_a

Synopsis Floating-point values were found in the controlling expression of a for statement.

Enabled by default Yes

Severity/Certainty Low/Medium



Full description (Required) A for loop shall contain a single loop-counter which shall not have floating type.

Coding standards MISRA C++ 2008 6-5-1

(Required) A for loop shall contain a single loop-counter which shall not have floating type.

Code examples The following code example fails the check and will give a warning:

```
void example(int input, float f) {
    int i;
    for (i = 0; i < input && f < 0.1f; ++i) {
    }
}
```

The following code example passes the check and will not give a warning about this issue:

```
void example(int input, float f) {
    int i;
    int f_condition = f < 0.1f;
    for (i = 0; i < input && f_condition; ++i) {
        f_condition = f < 0.1f;
    }
}
```

MISRAC++2008-6-5-2

Synopsis A loop counter was found that might not match the loop condition test.

Enabled by default Yes

Severity/Certainty Low/Low



Full description (Required) If loop-counter is not modified by -- or ++, then, within condition, the loop-counter shall only be used as an operand to <=, <, > or >=.

Coding standards CERT MSC21-C

Use robust loop termination conditions

CERT MSC21-CPP

Use inequality to terminate a loop whose counter changes by more than one

MISRA C++ 2008 6-5-2

(Required) If loop-counter is not modified by -- or ++, then, within condition, the loop-counter shall only be used as an operand to <=, <, > or >=.

Code examples

The following code example fails the check and will give a warning:

```
void example(void)
{
    for(int i = 0; i != 10; i += 2) {}
}
```

The following code example passes the check and will not give a warning about this issue:


```
void example(void)
{
    for(int i = 0; i != 10; i++) {}
}
void example(void)
{
    for(int i = 0; i <= 10; i+= 2) {}
}
```

MISRA C++ 2008-6-5-3

Synopsis A `for` loop counter variable was found that is modified in the body of the loop.

Enabled by default Yes

Severity/Certainty Low/High



Full description (Required) The loop-counter shall not be modified within condition or statement. While it's legal to modify the loop counter within the body of a `for` loop (in place of a `while` loop), the conventional use of a `for` loop is to iterate over a predetermined range, incrementing the loop counter once per iteration. Modification of the loop counter within the `for` loop body is probably accidental, and could result in erroneous behavior or an infinite loop.

Coding standards MISRA C++ 2008 6-5-3

(Required) The loop-counter shall not be modified within condition or statement.

Code examples

The following code example fails the check and will give a warning:

```
int main(void) {
    int i;

    /* i is incremented inside the loop body */
    for (i = 0; i < 10; i++) {
        i = i + 1;
    }

    return 0;
}
```


The following code example passes the check and will not give a warning about this issue:

```
int main(void) {
    int i;
    int x = 0;

    for (i = 0; i < 10; i++) {
        x = i + 1;
    }

    return 0;
}
```

MISRAC++2008-6-5-4

Synopsis	A potentially inconsistent loop counter modification was found.
Enabled by default	Yes
Severity/Certainty	Low/Low 
Full description	(Required) The loop-counter shall be modified by one of: --, ++, -=n, or +=n; where n remains constant for the duration of the loop.
Coding standards	MISRA C++ 2008 6-5-4 <p>(Required) The loop-counter shall be modified by one of: --, ++, -=n, or +=n; where n remains constant for the duration of the loop.</p>

Code examples

The following code example fails the check and will give a warning:

```
void example(void)
{
    int i;
    for(i = 0; i != 10; i= i * i) {}
}
int func(int x)
{
    return x + 1;
}

void example(void)
{
    for(int i = 0; i != 10; i+= func(i)) {}
}
```

The following code example passes the check and will not give a warning about this issue:

```
int func()
{
    return 1;
}

void example(void)
{
    for(int i = 0; i != 10; i+= func()) {}
}
void example(void)
{
    bool b;
    for(int i = 0; i != 10 || b; i-=2) {}
}
```

MISRAC++2008-6-5-6

Synopsis

A non-boolean variable was detected that is modified in the loop and used as loop condition.

Enabled by default

Yes


Severity/Certainty

Low/Low



Full description	(Required) A loop-control-variable other than the loop-counter which is modified in statement shall have type bool.
Coding standards	MISRA C++ 2008 6-5-6 (Required) A loop-control-variable other than the loop-counter which is modified in statement shall have type bool.
Code examples	The following code example fails the check and will give a warning: <pre>void example(void) { int j; for (int i = 0; i < 10 j > 5; ++i) { j = i; } }</pre> The following code example passes the check and will not give a warning about this issue: <pre>void example(void) { bool found = false; for (int i = 0; i < 10 found; ++i) { found = (i + 1) % 9; } }</pre>

MISRAC++2008-6-6-1

Synopsis	The destination of a goto statement is a nested code block.
Enabled by default	Yes
Severity/Certainty	Low/Low 
Full description	(Required) Any label referenced by a goto statement shall be declared in the same block, or in a block enclosing the goto statement.

Coding standards

MISRA C++ 2008 6-6-1

(Required) Any label referenced by a goto statement shall be declared in the same block, or in a block enclosing the goto statement.

Code examples

The following code example fails the check and will give a warning:

```
void f1 ( )
{
    int j = 0;
    goto L1;
    for (;;)
    {
L1: // Non-compliant
        j;
    }
}
```

The following code example passes the check and will not give a warning about this issue:

```
void f2()
{
    for(;;)
    {
        for(;;)
        {
            goto L1;
        }
    }
L1:
    return;
}
```

MISRAC++2008-6-6-2

Synopsis

A goto statement is declared after the destination label.

Enabled by default

Yes

Severity/Certainty

Low/Low



Full description (Required) The goto statement shall jump to a label declared later in the same function body.

Coding standards MISRA C++ 2008 6-6-2
(Required) The goto statement shall jump to a label declared later in the same function body.

Code examples The following code example fails the check and will give a warning:

```
void f1 ( )
{
    int j = 0;
    for ( j = 0; j < 10 ; ++j )
    {
L1: // Non-compliant
        j;
    }
    goto L1;
}
```

The following code example passes the check and will not give a warning about this issue:

```
void f1 ( )
{
    int j = 0;
    goto L1;
    for ( j = 0; j < 10 ; ++j )
    {
        j;
    }
L1:
    return;
}
```

MISRAC++2008-6-6-4

Synopsis One or more loops have more than one termination point.

Enabled by default Yes

Severity/Certainty

Low/Medium



Full description

(Required) For any iteration statement there shall be no more than one break or goto statement used for loop termination.

Coding standards

MISRA C++ 2008 6-6-4

(Required) For any iteration statement there shall be no more than one break or goto statement used for loop termination.

Code examples

The following code example fails the check and will give a warning:

```
void func()
{
    int x = 1;
    for ( int i = 0; i < 10; i++ )
    {
        if ( x )
        {
            break;
        }
        else if ( i )
        {
            break; // Non-compliant - second jump from loop
        }
        else
        {
            // Code
        }
    }
}
int fn(void);

void example(void) {
    int i = fn();
    int j;
    int counter = 0;
    switch (i) {
        case 1:
            break;
        case 2:
        case 3:
            counter++;
            if (i==3) {
                break;
            }
            counter++;
            break;
        case 4:
            for (j = 0; j < 10; j++) {
                if (j == i) {
                    break;
                }
                if (j == counter) {
                    break;
                }
            }
            counter--;
            break;
    }
}
```

```

        default:
            break;
    }
}
int fn(int i);

void example(void) {
    int counter = 0;
    int i = 0;
    for (i = 0; i < 100; i++) {
        switch (i % 9) {
            case 8:
                counter++;
                break;
            default:
                break;
        }
        if (fn(i)) {
            break;
        }
        if (fn(i)) {
            break;
        }
    }
}

int test1(int);
int test2(int);

void example(void)
{
    int i = 0;
    for (i = 0; i < 10; i++) {
        if (test1(i)) {
            break;
        } else if (test2(i)) {
            break;
        }
    }
}
}

```

The following code example passes the check and will not give a warning about this issue:

```

void example(void)
{
    int i = 0;
    for (i = 0; i < 10 && i != 9; i++) {
        if (i == 9) {
            break;
        }
    }
}
void func()
{
    int x = 1;
    for ( int i = 0; i < 10; i++ )
    {
        if ( x )
        {
            break;
        }
        else if ( i )
        {
            while ( true )
            {
                if ( x )
                {
                    break;
                }
                do
                {
                    break;
                }
                while(true);
            }
        }
        else
        {
        }
    }
}
int fn(void);

void example(void) {
    int i = fn();
    int j;
    int counter = 0;
    switch (i) {
        case 1:
            break;
    }
}

```

```

case 2:
case 3:
    counter++;
    if (i==3) {
        break;
    }
    counter++;
    break;
case 4:
    for (j = 0; j < 10; j++) {
        if (j == i) {
            break;
        }
    }
    counter--;
    break;
default:
    break;
}
}
int fn(int i);

void example(void) {
    int counter = 0;
    int i = 0;
    int stop = 0;
    for (i = 0; i < 100 && !stop; i++) {
        switch (i % 9) {
            case 8:
                counter++;
                break;
            default:
                break;
        }
        stop = fn(i);
    }
}

```


MISRA C++ 2008-6-6-5

Synopsis

One or more functions have multiple exit points or an exit point that is not at the end of the function.


Enabled by default

Yes


Severity/Certainty	Low/Medium 
Full description	(Required) A function shall have a single point of exit at the end of the function. One or more functions have multiple exit points or an exit point that is not at the end of the function. This is in conflict with the IEC 61508 requirements for good programming style.
Coding standards	MISRA C++ 2008 6-6-5 (Required) A function shall have a single point of exit at the end of the function.
Code examples	The following code example fails the check and will give a warning: <pre>extern int errno; void example(void) { if (errno) { return; } return; }</pre> <p>The following code example passes the check and will not give a warning about this issue:</p> <pre>extern int errno; void example(void) { if (errno) { goto end; } end: { return; } }</pre>

MISRAC++2008-7-1-1

Synopsis	A local variable that is not modified after its initialization is not <code>const</code> qualified.
Enabled by default	Yes

Severity/Certainty	<p>Low/Medium</p> 
Full description	(Required) A variable which is not modified shall be const qualified.
Coding standards	<p>MISRA C++ 2008 7-1-1</p> <p>(Required) A variable which is not modified shall be const qualified.</p>
Code examples	<p>The following code example fails the check and will give a warning:</p> <pre>int example(void){ int x = 7; return x; }</pre> <p>The following code example passes the check and will not give a warning about this issue:</p> <pre>int example(void){ int x = 7; ++x; return x; }</pre>

MISRAC++2008-7-1-2

Synopsis	A parameter in a function that is not modified by the function is not <code>const</code> qualified.
Enabled by default	Yes
Severity/Certainty	<p>Low/Medium</p> 
Full description	(Required) A pointer or reference parameter in a function shall be declared as pointer to const or reference to const if the corresponding object is not modified.
Coding standards	MISRA C++ 2008 7-1-2

(Required) A pointer or reference parameter in a function shall be declared as pointer to const or reference to const if the corresponding object is not modified.

Code examples

The following code example fails the check and will give a warning:

```
int example(int* x) { //x should be const
    if (*x > 5){
        return *x;
    } else {
        return 5;
    }
}
```

The following code example passes the check and will not give a warning about this issue:

```
int example(const int* x) { //OK
    if (*x > 5){
        return *x;
    } else {
        return 5;
    }
}
```

MISRAC++2008-7-2-1

Synopsis

There are conversions to enum type that are out of range of the enumeration.

Enabled by default

Yes

Severity/Certainty

Medium/Medium



Full description

(Required) An expression with enum underlying type shall only have values corresponding to the enumerators of the enumeration.

Coding standards

MISRA C++ 2008 7-2-1

(Required) An expression with enum underlying type shall only have values corresponding to the enumerators of the enumeration.

Code examples

The following code example fails the check and will give a warning:

```

enum ens { ONE, TWO, THREE };

void example(void)
{
    ens one = (ens)10;
}
enum ens { ONE, TWO, THREE };

int func()
{
    return 10;
}

void example(void)
{
    ens one = (ens)func();
}

```

The following code example passes the check and will not give a warning about this issue:

```

enum ens { ONE, TWO, THREE };

int func()
{
    return 1;
}


void example(void)
{
    ens one = (ens)func();
}
enum ens { ONE, TWO, THREE };

void example(void)
{
    ens one = ONE;
    ens two = TWO;
    two = one;
}

```

MISRAC++2008-7-4-3

Synopsis	There are inline assembler statements that are not encapsulated in functions.
Enabled by default	Yes

Severity/Certainty	Low/Medium 
Full description	(Required) Assembler language shall be encapsulated and isolated.
Coding standards	MISRA C++ 2008 7-4-3 (Required) Assembly language shall be encapsulated and isolated.
Code examples	The following code example fails the check and will give a warning:

```

int ffs(int x)
{
    int r;
#if 0
#ifdef CONFIG_X86_64
    /*
     * AMD64 says BSFL won't clobber the dest reg if x==0;
     Intel64 says the
     * dest reg is undefined if x==0, but their CPU architect
     says its
     * value is written to set it to the same as before,
     except that the
     * top 32 bits will be cleared.
     *
     * We cannot do this on 32 bits because at the very least
     some
     * CPUs did not behave this way.
     */
    long tmp = -1;
    asm("bsfl %1,%0"
        : "=r" (r)
        : "rm" (x), "" (tmp));
#elif defined(CONFIG_X86_CMOV)
    asm("bsfl %1,%0\n\t"
        "cmovz1 %2,%0"
        : "&r" (r) : "rm" (x), "r" (-1));
#else
    asm("bsfl %1,%0\n\t"
        "jnz 1f\n\t"
        "movl $-1,%0\n\t"
        "1:" : "=r" (r) : "rm" (x));
#endif
#else
    asm("");
#endif
    return r + 1;
}

```

The following code example passes the check and will not give a warning about this issue:

```


unsigned int
bswap(unsigned int x)
{
    asm("");
    return x;
}

```

MISRAC++2008-7-5-1_a (C++ only)

Synopsis	A stack object is returned from a function as a reference.
Enabled by default	Yes
Severity/Certainty	High/High 
Full description	(Required) A function shall not return a reference or a pointer to an automatic variable (including parameters), defined within the function. Operations on the return value are illegal and might cause an application crash or memory corruption. A safe alternative is for the function to return a copy of the object.
Coding standards	CERT DCL30-C <p style="padding-left: 40px;">Declare objects with appropriate storage durations</p> CWE 562 <p style="padding-left: 40px;">Return of Stack Variable Address</p> MISRA C++ 2008 7-5-1 <p style="padding-left: 40px;">(Required) A function shall not return a reference or a pointer to an automatic variable (including parameters), defined within the function.</p>
Code examples	The following code example fails the check and will give a warning: <pre>int& example(void) { int x; return x; }</pre> The following code example passes the check and will not give a warning about this issue: <pre>int example(void) { int x; return x; }</pre>

MISRAC++2008-7-5-1_b


Synopsis	A function might return an address on the stack.
Enabled by default	Yes
Severity/Certainty	High/High 
Full description	(Required) A function shall not return a reference or a pointer to an automatic variable (including parameters), defined within the function. Depending on the circumstances, this code and subsequent memory accesses might appear to work, but the operations are illegal and might cause an application crash or memory corruption. Returning a copy of the object, using a global variable, or dynamically allocating memory, are possible alternatives.
Coding standards	CERT DCL30-C <p style="margin-left: 40px;">Declare objects with appropriate storage durations</p> CWE 562 <p style="margin-left: 40px;">Return of Stack Variable Address</p> MISRA C++ 2008 7-5-1 <p style="margin-left: 40px;">(Required) A function shall not return a reference or a pointer to an automatic variable (including parameters), defined within the function.</p>
Code examples	The following code example fails the check and will give a warning: <pre>int *f() { int x; return &x; //x is a local variable } int *example(void) { int a[20]; return a; //a is a local array }</pre> <p>The following code example passes the check and will not give a warning about this issue:</p>

```
#include <stdlib.h>

int* example(void) {
    int *p,i;
    p = (int *)malloc(sizeof(int));
    return p; //OK - p is dynamically allocated
}

```


MISRAC++2008-7-5-2_a

Synopsis	Detected a stack address stored in a global pointer.
Enabled by default	Yes
Severity/Certainty	High/Medium 
Full description	(Required) The address of an object with automatic storage shall not be assigned to another object that may persist after the first object has ceased to exist. The application might appear to work normally, but it is in fact accessing illegal memory. This might also cause the application to crash, or change data unpredictably.
Coding standards	CERT DCL30-C Declare objects with appropriate storage durations CWE 466 Return of Pointer Value Outside of Expected Range MISRA C++ 2008 7-5-2 (Required) The address of an object with automatic storage shall not be assigned to another object that may persist after the first object has ceased to exist.
Code examples	The following code example fails the check and will give a warning: <pre>int *px; void example() { int i = 0; px = &i; // assigning the address of stack // variable a to the global px } </pre>

The following code example passes the check and will not give a warning about this issue:

```
void example(int *pz) {
    int x; int *px = &x;
    int *py = px; /* local variable */
    pz = px; /* parameter */
}
```

MISRAC++2008-7-5-2_b

Synopsis	Detected a stack address in the field of a global struct.
Enabled by default	Yes
Severity/Certainty	High/Medium 
Full description	(Required) The address of an object with automatic storage shall not be assigned to another object that may persist after the first object has ceased to exist. The application might appear to work normally, but it is in fact accessing illegal memory. This might also cause the application to crash, or change data unpredictably.
Coding standards	CERT DCL30-C Declare objects with appropriate storage durations CWE 466 Return of Pointer Value Outside of Expected Range MISRA C++ 2008 7-5-2 (Required) The address of an object with automatic storage shall not be assigned to another object that may persist after the first object has ceased to exist.
Code examples	The following code example fails the check and will give a warning:


```

struct S{
    int *px;
} s;

void example() {
    int i = 0;
    s.px = &i; //storing local address in global struct
}

```

The following code example passes the check and will not give a warning about this issue:

```


#include <stdlib.h>

struct S{
    int *px;
} s;

void example() {
    int i = 0;
    s.px = &i; //OK - the field is written to later
    s.px = NULL;
}

```

MISRAC++2008-7-5-2_c

Synopsis	Detected a stack address stored in a parameter of pointer or array type.
Enabled by default	Yes
Severity/Certainty	High/Medium 
Full description	(Required) The address of an object with automatic storage shall not be assigned to another object that may persist after the first object has ceased to exist. The application might appear to work normally, but it is in fact accessing illegal memory. This might also cause the application to crash, or change data unpredictably. Known false positives: This test checks for any expression referring to the storage located by the parameter, so the assignment 'local[*parameter] = & local;' generates a warning.
Coding standards	CERT DCL30-C Declare objects with appropriate storage durations

CWE 466

Return of Pointer Value Outside of Expected Range

MISRA C++ 2008 7-5-2

(Required) The address of an object with automatic storage shall not be assigned to another object that may persist after the first object has ceased to exist.

Code examples

The following code example fails the check and will give a warning:

```
void example(int **ppx) {
    int x;
    ppx[0] = &x; //local address
}
```

The following code example passes the check and will not give a warning about this issue:


```
static int y = 0;
void example3(int **ppx){
    *ppx = &y; //OK - static address
}
```

MISRAC++2008-7-5-2_d (C++ only)

Synopsis Detected a stack address stored via a reference parameter.

Enabled by default Yes

Severity/Certainty High/Medium



Full description (Required) The address of an object with automatic storage shall not be assigned to another object that may persist after the first object has ceased to exist. The address of a local stack variable was found assigned to a parameter of reference type. When the function ends, this address becomes invalid. The application might appear to work normally, but it is in fact accessing illegal memory. This might also cause the application to crash, or change data unpredictably.

Coding standards CERT DCL30-C
 Declare objects with appropriate storage durations

CWE 466

Return of Pointer Value Outside of Expected Range

MISRA C++ 2008 7-5-2

(Required) The address of an object with automatic storage shall not be assigned to another object that may persist after the first object has ceased to exist.

Code examples

The following code example fails the check and will give a warning:

```
void example(int *&pxx) {
    int x;
    pxx = &x;
}
```

The following code example passes the check and will not give a warning about this issue:

```
void example(int *p, int *&q) {
    int x;
    int *px= &x;
    p = px; // ok, pointer
    q = p; // ok, not local
}
```

MISRA C++ 2008-7-5-4_a

Synopsis

There are functions that call themselves directly.

Enabled by default

No

Severity/Certainty

Low/Medium



Full description

(Advisory) Functions should not call themselves, either directly or indirectly.

Coding standards

MISRA C++ 2008 7-5-4

(Advisory) Functions should not call themselves, either directly or indirectly.

Code examples


The following code example fails the check and will give a warning:

```
void example(void) {
    example();
}
```

The following code example passes the check and will not give a warning about this issue:

```
void example(void) {
}
```

MISRAC++2008-7-5-4_b


Synopsis	There are functions that call themselves indirectly.
Enabled by default	No
Severity/Certainty	Low/Medium 
Full description	(Advisory) Functions should not call themselves, either directly or indirectly.
Coding standards	MISRA C++ 2008 7-5-4 (Advisory) Functions should not call themselves, either directly or indirectly.
Code examples	<p>The following code example fails the check and will give a warning:</p> <pre>void example(void); void callee(void) { example(); } void example(void) { callee(); }</pre> <p>The following code example passes the check and will not give a warning about this issue:</p>

```

void example(void);
void callee(void) {
    // example();
}
void example(void) {
    callee();
}


```

MISRAC++2008-8-0-1

Synopsis	There are declarations that contain more than one variable or constant each.
Enabled by default	Yes
Severity/Certainty	Low/High 
Full description	(Required) An init-declarator-list or a member-declarator-list shall consist of a single init-declarator or member-declarator respectively.
Coding standards	MISRA C++ 2008 8-0-1 (Required) An init-declarator-list or a member-declarator-list shall consist of a single init-declarator or member-declarator respectively.
Code examples	The following code example fails the check and will give a warning: <pre> int foo(){ int a,b,c; } </pre> The following code example passes the check and will not give a warning about this issue: <pre> int foo(){ int a; int b; int c; } </pre>

MISRAC++2008-8-4-1


Synopsis	There are functions defined using the ellipsis (...) notation.
----------	--

Enabled by default	Yes
Severity/Certainty	Low/High 
Full description	(Required) Functions shall not be defined using the ellipsis notation. Additionally, passing an argument with non-POD class type leads to undefined behavior. Note that the rule specifies 'defined' (and not 'declared') so the use of existing library functions is allowed.
Coding standards	MISRA C++ 2008 8-4-1 (Required) Functions shall not be defined using the ellipsis notation.
Code examples	The following code example fails the check and will give a warning: <pre> #include <stdarg.h> int putchar(int c); void minprintf(const char *fmt, ...) { va_list ap; const char *p, *s; va_start(ap, fmt); for (p = fmt; *p != '\0'; p++) { if (*p != '%') { putchar(*p); continue; } switch (*++p) { case 's': for (s = va_arg(ap, const char *); *s != '\0'; s++) putchar(*s); break; } } va_end(ap); } </pre> <p>The following code example passes the check and will not give a warning about this issue:</p>

```
int puts(const char *);

void
func(void)
{
    puts("Hello, world!");
}
```

MISRAC++2008-8-4-3

Synopsis	For some execution paths, no return statements are executed in functions with a non-void return type.
Enabled by default	Yes
Severity/Certainty	Medium/High 
Full description	(Required) All exit paths from a function with non-void return type shall have an explicit return statement with an expression. At least one execution path in at least one non-void function does not contain a return statement before it exits. Non-void functions without a return statement return an undefined value. This is not a problem if the function is used as a void function, but if the function return value is used, it causes unpredictable behavior. This is a weaker check than the one performed by gcc. Its check allows more aggressive coding without violating the rule. However, a rule violation in gcc means there is no path leading to a return statement. non-void return type.
Coding standards	CERT MSC37-C <p style="text-align: center;">Ensure that control never reaches the end of a non-void function</p> MISRA C++ 2008 8-4-3 <p style="text-align: center;">(Required) All exit paths from a function with non-void return type shall have an explicit return statement with an expression.</p>
Code examples	The following code example fails the check and will give a warning:

```
#include <stdio.h>

int example(void) {
    int x;

    scanf("%d",&x);

    if (x > 10) {
        return 10;
    }
}
```

The following code example passes the check and will not give a warning about this issue:

```
#include <stdio.h>


int example(void) {
    int x;

    scanf("%d",&x);

    if (x > 10) {
        return 10;
    }

    return 0;
}
```

MISRAC++2008-8-4-4

Synopsis	The addresses of one or more functions are taken without an explicit &.
Enabled by default	Yes
Severity/Certainty	Low/High 
Full description	(Required) A function identifier shall either be used to call the function or it shall be preceded by &.
Coding standards	MISRA C++ 2008 8-4-4

(Required) A function identifier shall either be used to call the function or it shall be preceded by &.

Code examples

The following code example fails the check and will give a warning:

```
void func(void);

void
example(void)
{
    void (*pf)(void) = func;
}
```

The following code example passes the check and will not give a warning about this issue:

```
void func(void);

void
example(void)
{
    void (*pf)(void) = &func;
}
```

MISRA C++ 2008-8-5-1_a

Synopsis

In all execution paths, variables are read before they are assigned a value.

Enabled by default

Yes

Severity/Certainty

High/High



Full description

(Required) All variables shall have a defined value before they are used. A variable is read before it is assigned a value, on all execution paths. Different paths might result in reading a variable at different execution points. Whichever path is executed, uninitialized data is read, leading to unpredictable behavior.

Coding standards

CERT EXP33-C

Do not reference uninitialized memory

CWE 457

Use of Uninitialized Variable

MISRA C++ 2008 8-5-1

(Required) All variables shall have a defined value before they are used.

Code examples

The following code example fails the check and will give a warning:

```
int main(void) {
    int x;

    x++; //x is uninitialized

    return 0;
}
```

The following code example passes the check and will not give a warning about this issue:

```
int main(void) {
    int x = 0;

    x++;

    return 0;
}
```

MISRAC++2008-8-5-1_b

Synopsis

In some execution paths, variables might be read before they are assigned a value.

Enabled by default

Yes

Severity/Certainty

High/Low



Full description

(Required) All variables shall have a defined value before they are used. There might be some execution paths where the variable is assigned a value before it is read. That causes unpredictable behavior.

Coding standards

CWE 457

Use of Uninitialized Variable

MISRA C++ 2008 8-5-1

(Required) All variables shall have a defined value before they are used.

Code examples

The following code example fails the check and will give a warning:

```
#include <stdlib.h>

int main(void) {
    int x, y;

    if (rand()) {
        x = 0;
    }

    y = x; //x may not be initialized

    return 0;
}
```

The following code example passes the check and will not give a warning about this issue:

```
#include <stdlib.h>

int main(void) {
    int x;


    if (rand()) {
        x = 0;
    }

    /* x never read */

    return 0;
}
```


MISRAC++2008-8-5-1_c

Synopsis	One or more uninitialized or NULL pointers are dereferenced.
Enabled by default	Yes


Severity/Certainty	High/Medium 
Full description	(Required) All variables shall have a defined value before they are used. One or more uninitialized or NULL pointers are dereferenced, causing memory corruption or a crash. Pointer values must be initialized before being dereferenced.
Coding standards	CERT EXP33-C <p style="padding-left: 40px;">Do not reference uninitialized memory</p> CWE 457 <p style="padding-left: 40px;">Use of Uninitialized Variable</p> CWE 824 <p style="padding-left: 40px;">Access of Uninitialized Pointer</p> MISRA C++ 2008 8-5-1 <p style="padding-left: 40px;">(Required) All variables shall have a defined value before they are used.</p>
Code examples	The following code example fails the check and will give a warning: <pre>void example(void) { int *p; *p = 4; //p is uninitialized }</pre> <p>The following code example passes the check and will not give a warning about this issue:</p> <pre>void example(void) { int *p, a; p = &a; *p = 4; //OK - p holds a valid address }</pre>

MISRAC++2008-8-5-2

Synopsis	There are one or more non-zero array initializations that do not exactly match the structure of the array declaration.
Enabled by default	Yes

Severity/Certainty	Medium/Medium 
Full description	(Required) Braces shall be used to indicate and match the structure in the nonzero initialization of arrays and structures.
Coding standards	MISRA C++ 2008 8-5-2 (Required) Braces shall be used to indicate and match the structure in the nonzero initialization of arrays and structures.
Code examples	The following code example fails the check and will give a warning: <pre>void example(void) { int y[3][4] = { { 1, 2, 3 }, { 4, 5, 6 } }; }</pre> The following code example passes the check and will not give a warning about this issue: <pre>void example(void) { int y[3][2] = { { 1, 2 }, { 3, 4 }, { 5, 6 } }; }</pre>

MISRAC++2008-9-3-1 (C++ only)

Synopsis	A member function qualified as <code>const</code> returns a pointer member variable.
Enabled by default	Yes
Severity/Certainty	Medium/Medium 
Full description	(Required) <code>const</code> member functions shall not return non- <code>const</code> pointers or references to class-data. A member function qualified as <code>const</code> returns a pointer member variable. A compiler will not notice this, because the pointer being returned is a copy, even though the memory it refers to is vulnerable.
Coding standards	MISRA C++ 2008 9-3-1

(Required) const member functions shall not return non-const pointers or references to class-data.

Code examples

The following code example fails the check and will give a warning:

```
class C{
    int* foo() const {
        return p;
    }
    int* p;
};
```

The following code example passes the check and will not give a warning about this issue:

```
class C{
    int* foo() {
        return p;
    }
    int* p;
};
```

MISRAC++2008-9-3-2 (C++ only)

Synopsis Member functions return non-const handles to members.

Enabled by default Yes

Severity/Certainty Medium/High



Full description (Required) Member functions shall not return non-const handles to class-data. Member functions return non-const handles to members. Implement class interfaces with member functions to retain more control over how the object state can be modified and to make it easier to maintain a class without affecting clients. Returning a handle to class-data allows clients to modify the state of the object without using any interfaces.

Coding standards CERT OOP35-CPP
Do not return references to private data
MISRA C++ 2008 9-3-2

(Required) Member functions shall not return non-const handles to class-data.

Code examples

The following code example fails the check and will give a warning:

```
class C{
    int x;
public:
    int& foo();
    int* bar();
};

int& C::foo() {
    return x; //returns a non-const reference to x
}

int* C::bar() {
    return &x; //returns a non-const pointer to x
}
```

The following code example passes the check and will not give a warning about this issue:


```
class C{
    int x;
public:
    const int& foo();
    const int* bar();
};

const int& C::foo() {
    return x; //OK - returns a const reference
}


const int* C::bar() {
    return &x; //OK - returns a const pointer
}
```

MISRAC++2008-9-5-1

Synopsis	Unions were found.
Enabled by default	Yes


Severity/Certainty	<p>Low/Medium</p> 
Full description	(Required) Unions shall not be used.
Coding standards	<p>MISRA C++ 2008 9-5-1</p> <p>(Required) Unions shall not be used.</p>
Code examples	<p>The following code example fails the check and will give a warning:</p> <pre>union cheat { int i; float f; }; int example(float f) { union cheat u; u.f = f; return u.i; }</pre> <p>The following code example passes the check and will not give a warning about this issue:</p> <pre>int example(int x) { return x; }</pre>

MISRAC++2008-9-6-2

Synopsis	Bitfields of plain int type were found.
Enabled by default	Yes
Severity/Certainty	<p>Medium/Medium</p> 
Full description	(Required) Bit-fields shall be either bool type or an explicitly unsigned or signed integral type.

Coding standards	MISRA C++ 2008 9-6-2 (Required) Bit-fields shall be either bool type or an explicitly unsigned or signed integral type.
Code examples	<p>The following code example fails the check and will give a warning:</p> <pre> struct bad { int x:3; }; #error "IGNORE_TEST: enum's are ok!" enum digs { ONE, TWO, THREE, FOUR }; struct bad { digs d:3; }; </pre> <p>The following code example passes the check and will not give a warning about this issue:</p> <pre> struct good { signed int x:3; }; struct good { unsigned int x:3; }; </pre>

MISRA C++ 2008-9-6-3

Synopsis	Bitfields of plain int type were found.
Enabled by default	Yes
Severity/Certainty	Medium/Medium 
Full description	(Required) Bit-fields shall not have enum type.
Coding standards	MISRA C++ 2008 9-6-3 (Required) Bit-fields shall not have enum type.

Code examples

The following code example fails the check and will give a warning:

```
enum digs { ONE, TWO, THREE, FOUR };

struct bad {
    digs d:3;
};
```

The following code example passes the check and will not give a warning about this issue:

```
struct good {
    signed int x:3;
};
struct good {
    unsigned int x:3;
};
```

MISRAC++2008-9-6-4

Synopsis

Signed single-bit bitfields (excluding anonymous fields) were found.

Enabled by default

Yes

Severity/Certainty

Low/Low



Full description

(Required) Named bit-fields with signed integer type shall have a length of more than one bit.

Coding standards

MISRA C++ 2008 9-6-4

(Required) Named bit-fields with signed integer type shall have a length of more than one bit.

Code examples

The following code example fails the check and will give a warning:

```
struct S
{
    signed int a : 1; // Non-compliant
};
```


The following code example passes the check and will not give a warning about this issue:

```

struct S
{
    signed int b : 2;
    signed int   : 0;
    signed int   : 1;
    signed int   : 2;
};

```

MISRAC++2008-12-1-1_a (C++ only)

Synopsis	A virtual member function is called in a class constructor.
Enabled by default	Yes
Severity/Certainty	Medium/High 
Full description	(Required) An object's dynamic type shall not be used from the body of its constructor or destructor. When an instance is constructed, the virtual member function of its base class is called, rather than the function of the actual class being constructed. This might result in an incorrect function being called, and consequently erroneous data or uninitialized elements.
Coding standards	CERT OOP30-CPP Do not invoke virtual functions from constructors or destructors MISRA C++ 2008 12-1-1 (Required) An object's dynamic type shall not be used from the body of its constructor or destructor.
Code examples	The following code example fails the check and will give a warning:

```

#include <iostream>
#ifndef __embedded_cplusplus
    using namespace std;
#endif

class A {
public:
    A() { f(); } //virtual member function is called
    virtual void f() const { cout << "A::f\n"; }
};

class B: public A {
public:
    virtual void f() const { cout << "B::f\n"; }
};

int main(void) {
    B *b = new B();
    delete b;
    return 0;
}

```

The following code example passes the check and will not give a warning about this issue:

```

#include <iostream>
#ifndef __embedded_cplusplus
    using namespace std;
#endif


class A {
public:
    A() { } //OK - constructor does not call any virtual
           //member functions
    virtual void f() const { cout << "A::f\n"; }
};

class B: public A {
public:
    virtual void f() const { cout << "B::f\n"; }
};

int main(void) {
    B *b = new B();
    delete b;
    return 0;
}

```

MISRAC++2008-12-1-1_b (C++ only)

Synopsis	A virtual member function is called in a class destructor.
Enabled by default	Yes
Severity/Certainty	Medium/High 
Full description	(Required) An object's dynamic type shall not be used from the body of its constructor or destructor. When an instance is destructed, the virtual member function of its base class is called, rather than the function of the actual class being destructed. This might result in an incorrect function being called, and consequently dynamic memory might not be properly deallocated, or some other unwanted behavior might occur.
Coding standards	CERT OOP30-CPP <p style="text-align: center;">Do not invoke virtual functions from constructors or destructors</p> MISRA C++ 2008 12-1-1 <p style="text-align: center;">(Required) An object's dynamic type shall not be used from the body of its constructor or destructor.</p>
Code examples	The following code example fails the check and will give a warning:

```

#include <iostream>
#ifndef __embedded_cplusplus
    using namespace std;
#endif

class A {
public:
    ~A() { f(); } //virtual member function is called
    virtual void f() const { cout << "A::f\n"; }
};

class B: public A {
public:
    virtual void f() const { cout << "B::f\n"; }
};

int main(void) {
    B *b = new B();
    delete b;
    return 0;
}

```

The following code example passes the check and will not give a warning about this issue:

```

#include <iostream>
#ifndef __embedded_cplusplus
    using namespace std;
#endif


class A {
public:
    ~A() { } //OK - constructor does not call any virtual
            //member functions
    virtual void f() const { cout << "A::f\n"; }
};

class B: public A {
public:
    virtual void f() const { cout << "B::f\n"; }
};

int main(void) {
    B *b = new B();
    delete b;
    return 0;
}


```

MISRAC++2008-12-1-3 (C++ only)

Synopsis	Constructors that can be called with a single argument of fundamental type are not declared <code>explicit</code> .
Enabled by default	Yes
Severity/Certainty	Low/Medium 
Full description	(Required) All constructors that are callable with a single argument of fundamental type shall be declared <code>explicit</code> . Constructors that are callable with a single argument of fundamental type are not declared <code>explicit</code> . This means that nothing prevents the constructor from being used to implicitly convert from a fundamental type to the class type.
Coding standards	CERT OOP32-CPP <p style="text-align: center;">Ensure that single-argument constructors are marked "explicit"</p> MISRA C++ 2008 12-1-3 <p style="text-align: center;">(Required) All constructors that are callable with a single argument of fundamental type shall be declared <code>explicit</code>.</p>
Code examples	The following code example fails the check and will give a warning: <pre>class C{ C(double x){} //should be explicit };</pre> <p>The following code example passes the check and will not give a warning about this issue:</p> <pre>class C{ explicit C(double x){} //OK };</pre>


MISRAC++2008-15-0-2

Synopsis	Throw of exceptions by pointer.
Enabled by default	No

Severity/Certainty	Medium/Medium 
Full description	(Advisory) An exception object should not have pointer type. An exception object of pointer type is thrown and that pointer refers to a dynamically created object. It might thus be unclear which function is responsible for destroying it, and when. This ambiguity does not exist if the object is caught by value or reference.
Coding standards	CERT ERR09-CPP <p style="text-align: center;">Throw anonymous temporaries and catch by reference</p> MISRA C++ 2008 15-0-2 <p style="text-align: center;">(Advisory) An exception object should not have pointer type.</p>
Code examples	The following code example fails the check and will give a warning: <pre>class Except {};</pre> <pre>Except *new_except();</pre> <pre>void example(void) { throw new Except(); }</pre> <p>The following code example passes the check and will not give a warning about this issue:</p> <pre>class Except {};</pre> <pre>void example(void) { throw Except(); }</pre>

MISRAC++2008-15-1-2

Synopsis	Throw of NULL integer constant.
Enabled by default	Yes

Severity/Certainty	Medium/Medium 
Full description	(Required) NULL shall not be thrown explicitly. <code>throw(NULL)</code> (equivalent to <code>throw(0)</code>) is never a throw of the null-pointer-constant, which means it can only be caught by an integer handler. This might be undesired behavior, especially if your application only has handlers for pointer-to-type exceptions.
Coding standards	MISRA C++ 2008 15-1-2 (Required) NULL shall not be thrown explicitly.
Code examples	The following code example fails the check and will give a warning: <pre>typedef int int32_t; typedef signed char char_t; #define NULL 0 void example(void) { try { throw (NULL); // Non-compliant } catch (int32_t i) { // NULL exception handled here // ... } catch (const char_t *) { // Developer may expect it to be caught here // ... } }</pre> The following code example passes the check and will not give a warning about this issue:


```

typedef int int32_t;
typedef signed char char_t;
#define NULL 0

void example(void)
{
    char_t * p = NULL;
    try {
        throw ( p );           // Compliant
    }
    catch ( int32_t i ) {
        // ...
    }
    catch ( const char_t * ) { // Exception handled here
        // ...
    }
}

```

MISRA C++ 2008-15-1-3 (C++ only)

Synopsis	Unsafe rethrow of exception.
Enabled by default	Yes
Severity/Certainty	Medium/Medium 
Full description	(Required) An empty throw (throw;) shall only be used in the compound-statement of a catch handler.
Coding standards	MISRA C++ 2008 15-1-3 (Required) An empty throw (throw;) shall only be used in the compound-statement of a catch handler.
Code examples	The following code example fails the check and will give a warning:

```

void func()
{
    try
    {
        throw;
    }
    catch (...) {}
}

```


The following code example passes the check and will not give a warning about this issue:

```

void func()
{
    try
    {
        throw (42);
    }
    catch (int i)
    {
        if (i > 10)
        {
            throw;
        }
    }
}

```

MISRAC++2008-15-3-1 (C++ only)

Synopsis	There are exceptions thrown without a handler in some call paths that lead to that point.
Enabled by default	Yes
Severity/Certainty	Medium/Medium 
Full description	(Required) Exceptions shall be raised only after start-up and before termination of the program. There are exceptions thrown without a handler in some call paths that lead to that point. It is implementation-defined whether the call stack is unwound before termination, so the destructors of any automatic objects might or might not be invoked. If an exception is thrown as an object of a derived class, a compatible type might be either the derived class or any of its bases.

Coding standards

MISRA C++ 2008 15-3-1

(Required) Exceptions shall be raised only after start-up and before termination of the program.

Code examples

The following code example fails the check and will give a warning:

```
class C {
public:
    C ( ) { throw ( 0 ); } // Non-compliant - thrown before main
    starts
    ~C ( ) { throw ( 0 ); } // Non-compliant - thrown after main
    exits
};

C c; // An exception thrown in C's constructor or destructor
will
    // cause the program to terminate, and will not be caught
    by
    // the handler in main

int main( ... )
{
    try {
        // program code
        return 0;
    }
    // The following catch-all exception handler can only
    // catch exceptions thrown in the above program code
    catch ( ... ) {
        // Handle exception
        return 0;
    }
}
```

The following code example passes the check and will not give a warning about this issue:

```


class C {
public:
    C ( ) { } // Compliant - doesn't throw exceptions
    ~C ( ) { } // Compliant - doesn't throw exceptions
};

C c;

int main( ... )
{
    try {
        // program code
        return 0;
    }
    // The following catch-all exception handler can only
    // catch exceptions thrown in the above program code
    catch ( ... ) {
        // Handle exception
        return 0;
    }
}

```

MISRAC++2008-15-3-2 (C++ only)

Synopsis	There are no default exception handlers for try.
Enabled by default	No
Severity/Certainty	Medium/Low 
Full description	(Advisory) There should be at least one exception handler to catch all otherwise unhandled exceptions
Coding standards	MISRA C++ 2008 15-3-2 (Advisory) There should be at least one exception handler to catch all otherwise unhandled exceptions
Code examples	The following code example fails the check and will give a warning:

```
int main()
{
    try
    {
        throw (42);
    }
    catch (int i)
    {
        if (i > 10)
        {
            throw;
        }
    }
    return 1;
}
```

The following code example passes the check and will not give a warning about this issue:

```
int main()
{
    try
    {
        throw;
    }
    catch (...) {}
    // spacer
    try {}
    catch (int i) {}
    catch (...) {}
    return 0;
}
```

MISRAC++2008-15-3-3 (C++ only)

Synopsis One or more exception handlers in a constructor or destructor accesses a non-static member variable that might not exist.

Enabled by default Yes

Severity/Certainty Medium/Low



Full description	(Required) Handlers of a function-try-block implementation of a class constructor or destructor shall not reference non-static members from this class or its bases.
Coding standards	MISRA C++ 2008 15-3-3 (Required) Handlers of a function-try-block implementation of a class constructor or destructor shall not reference non-static members from this class or its bases.

Code examples The following code example fails the check and will give a warning:

```
int throws();

class C
{
public:
    int x;
    static char c;
    C ( )
    {
        x = 0;
    }

    ~C ( )
    {
        try
        {
            throws();
            // Action that may raise an exception
        }
        catch ( ... )
        {
            if ( 0 == x ) // Non-compliant - x may not exist at this
point
            {
                // Action dependent on value of x
            }
        }
    }
};
```

The following code example passes the check and will not give a warning about this issue:

```

class C
{
public:
    int x;
    static char c;
    C ( )
    {
        try
        {
            // Action that may raise an exception
        }
        catch ( ... )
        {
            if ( 0 == c )
            {
                // Action dependent on value of c
            }
        }
    }

    ~C ( )
    {
        try
        {
            // Action that may raise an exception
        }
        catch (int i) {}
        catch ( ... )
        {
            if ( 0 == c )
            {
                // Action dependent on value of c
            }
        }
    }
};

```

MISRAC++2008-15-3-4 (C++ only)

Synopsis	There are calls to functions that are explicitly declared to throw an exception type that are not handled (or declared as thrown) by the caller.
Enabled by default	Yes

Severity/Certainty	Medium/Medium 
Full description	(Required) Each exception explicitly thrown in the code shall have a handler of a compatible type in all call paths that could lead to that point. There are calls to functions that are explicitly declared to throw an exception type that are not handled (or declared as thrown) by the caller. It is implementation-defined whether the call stack is unwound before termination, so the destructors of any automatic objects might or might not be invoked. If an exception is thrown as an object of a derived class, a compatible type may be either the derived class or any of its bases.
Coding standards	MISRA C++ 2008 15-3-4 (Required) Each exception explicitly thrown in the code shall have a handler of a compatible type in all call paths that could lead to that point.
Code examples	The following code example fails the check and will give a warning: <pre>class E1{}; void foo(int i) throw (E1) { if (i<0) throw E1(); } int bar() { foo(-3); } class E1{}; void foo(int i) throw (E1) { if (i<0) throw E1(); } int bar() throw (E1) { //warning about E1 because it is not EXPLICITLY caught foo(-3); }</pre> <p>The following code example passes the check and will not give a warning about this issue:</p>

```


class E1{};

void foo(int i) throw (E1) {
    if (i<0)
        throw E1();
}

int bar() {
    try {
        foo(-3);
    }
    catch (E1){
    }
}

```

MISRAC++2008-15-3-5 (C++ only)

Synopsis	Exception objects are caught by value, not by reference.
Enabled by default	Yes
Severity/Certainty	Medium/Medium 
Full description	(Required) A class type exception shall always be caught by reference. Class type exception objects are caught by value, leading to slicing. That is, if the exception object is of a derived class and is caught as the base, only the base class's functions (including virtual functions) can be called. Moreover, any additional member data in the derived class cannot be accessed. If the exception is instead caught by reference, slicing does not occur.
Coding standards	CERT ERR09-CPP <p style="text-align: center;">Throw anonymous temporaries and catch by reference</p> MISRA C++ 2008 15-3-5 <p style="text-align: center;">(Required) A class type exception shall always be caught by reference.</p>
Code examples	The following code example fails the check and will give a warning:

```

typedef char char_t;

// base class for exceptions
class ExpBase {
public:
    virtual const char_t *who ( ) { return "base"; }
};

class ExpD1: public ExpBase {
public:
    virtual const char_t *who ( ) { return "type 1 exception"; }
};

class ExpD2: public ExpBase {
public:
    virtual const char_t *who ( ) { return "type 2 exception"; }
};

void example()
{
    try {
        // ...
        throw ExpD1 ( );
        // ...
        throw ExpBase ( );
    }
    catch ( ExpBase b ) { // Non-compliant - derived type objects
will be
        // caught as the base type
        b.who();          // Will always be "base"
        throw b;         // The exception re-thrown is of the
base class,
        // not the original exception type
    }
}

```

The following code example passes the check and will not give a warning about this issue:

```

typedef char char_t;

// base class for exceptions
class ExpBase {
public:
    virtual const char_t *who ( ) { return "base"; }
};

class ExpD1: public ExpBase {
public:
    virtual const char_t *who ( ) { return "type 1 exception"; }
};

class ExpD2: public ExpBase {
public:
    virtual const char_t *who ( ) { return "type 2 exception"; }
};

void example()
{
    try {
        // ...
        throw ExpD1 ( );
        // ...
        throw ExpBase ( );
    }
    catch ( ExpBase &b ) { // Compliant - exceptions caught by
reference
        // ...
        b.who(); // "base", "type 1 exception" or "type 2
exception"
                // depending upon the type of the thrown object
    }
}

```

MISRAC++2008-15-5-1 (C++ only)

Synopsis	An exception is thrown, or might be thrown, in a class destructor.
Enabled by default	Yes
Severity/Certainty	Medium/Medium



Full description	(Required) A class destructor shall not exit with an exception.
Coding standards	CERT ERR33-CPP Destructors must not throw exceptions MISRA C++ 2008 15-5-1 (Required) A class destructor shall not exit with an exception.

Code examples The following code example fails the check and will give a warning:

```
class E{};

class C {
    ~C() {
        if (!p){
            throw E(); //may throw an exception here
        }
    }
    int* p;
};
class E{};

void do_something();


class C {
    ~C() throw (E) { //may throw an exception
        if (!p){
            do_something();
        }
    }
    int* p;
};
```

The following code example passes the check and will not give a warning about this issue:


```
void do_something();

class C {
    ~C() { //OK
        if (!p){
            do_something();
        }
    }
    int* p;
};
```

MISRAC++2008-16-0-3


Synopsis	Found occurrences of #undef.
Enabled by default	Yes
Severity/Certainty	Low/Low 
Full description	(Required) #undef shall not be used. or meaning of a macro when it is used in the code.
Coding standards	MISRA C++ 2008 16-0-3 (Required) #undef shall not be used.
Code examples	The following code example fails the check and will give a warning: <pre>#defineSYM #undef SYM void example(void) {}</pre> <p>The following code example passes the check and will not give a warning about this issue:</p> <pre>void example(void) {}</pre>

MISRAC++2008-16-0-4

Synopsis	Definitions of function-like macros were found.
Enabled by default	Yes
Severity/Certainty	Low/Low 
Full description	(Required) Function-like macros shall not be defined. robust mechanism. This is particularly true with respect to the type checking of parameters, and the problem of function-like macros potentially evaluating parameters multiple times. Use inline functions instead.


Coding standards	MISRA C++ 2008 16-0-4 (Required) Function-like macros shall not be defined.
Code examples	The following code example fails the check and will give a warning: <pre>#defineABS(x) ((x) < 0 ? -(x) : (x)) void example(void) { int a; ABS (a); }</pre> <p>The following code example passes the check and will not give a warning about this issue:</p> <pre>template <typename T> inline T ABS(T x) { return x < 0 ? -x : x; }</pre>

MISRAC++2008-16-2-2 (C++ only)

Synopsis	Definitions of macros that are not include guards were found.
Enabled by default	Yes
Severity/Certainty	Low/Low 
Full description	(Required) C++ macros shall only be used for: include guards, type qualifiers, or storage class specifiers. functions and constant declarations.
Coding standards	MISRA C++ 2008 16-2-2 (Required) C++ macros shall only be used for: include guards, type qualifiers, or storage class specifiers.
Code examples	The following code example fails the check and will give a warning: <pre>#defineX(Y) (Y) // Non-compliant</pre> <p>The following code example passes the check and will not give a warning about this issue:</p>


```
#include "header.h" /* contains #ifndef HDR #define HDR ... #endif
*/
void example(void) {}
```

MISRAC++2008-16-2-3


Synopsis	Header files without #include guards were found.
Enabled by default	Yes
Severity/Certainty	Low/Low 
Full description	(Required) Include guards shall be provided. Header files were found without #include guards. This means that a header file can be included more than once, causing confusion or undefined behavior.
Coding standards	MISRA C++ 2008 16-2-3 (Required) Include guards shall be provided.
Code examples	The following code example fails the check and will give a warning: <pre>#include "unguarded_header.h" void example(void) {}</pre> <p>The following code example passes the check and will not give a warning about this issue:</p> <pre>#include <stdlib.h> #include "header.h" /* contains #ifndef HDR #define HDR ... #endif */ void example(void) {}</pre>

MISRAC++2008-16-2-4

Synopsis	There are illegal characters in header file names.
Enabled by default	Yes

Severity/Certainty	Low/Low 
Full description	(Required) The ', ", /* or // characters shall not occur in a header file name. ', ", /*, or // characters are used between the " delimiters in a header name preprocessing token.
Coding standards	MISRA C++ 2008 16-2-4 (Required) The ', ", /* or // characters shall not occur in a header file name.
Code examples	The following code example fails the check and will give a warning: <pre>#include "fi'le.h" /* Non-compliant */ void example(void) {}</pre> <p>The following code example passes the check and will not give a warning about this issue:</p> <pre>#include "header.h" void example(void) {}</pre>


MISRA C++ 2008-16-2-5

Synopsis	There are illegal characters in header file names.
Enabled by default	No
Severity/Certainty	Low/Low 
Full description	(Advisory) The backslash character should not occur in a header file name. Backslash characters are used between the " delimiters in a header name preprocessing token.
Coding standards	MISRA C++ 2008 16-2-5 (Advisory) The backslash character should not occur in a header file name.
Code examples	The following code example fails the check and will give a warning: <pre>#include "fi\\le.h" /* Non-compliant */</pre>

The following code example passes the check and will not give a warning about this issue:


```
#include "header.h"
void example(void) {}
```

MISRAC++2008-16-3-1


Synopsis	There are multiple # or ## operators in a macro definition.
Enabled by default	Yes
Severity/Certainty	Medium/Low 
Full description	(Required) There shall be at most one occurrence of the # or ## operators in a single macro definition. There are multiple # or ## operators in a macro definition.
Coding standards	MISRA C++ 2008 16-3-1 (Required) There shall be at most one occurrence of the # or ## operators in a single macro definition.
Code examples	The following code example fails the check and will give a warning: <pre>#defineD(x, y, z, yz)x ## y ## z/* Non-compliant */ #define C(x, y)# x ## y/* Non-compliant */</pre> <p>The following code example passes the check and will not give a warning about this issue:</p> <pre>#define A(x)#x/* Compliant */ #defineB(x, y)x ## y/* Compliant */</pre>

MISRAC++2008-16-3-2

Synopsis	# and ## operators were found in macro definitions.
Enabled by default	No

Severity/Certainty	Low/Low 
Full description	(Advisory) The # and ## operators should not be used.
Coding standards	MISRA C++ 2008 16-3-2 (Advisory) The # and ## operators should not be used.
Code examples	The following code example fails the check and will give a warning: <pre>#define A(X,Y) X##Y /* Non-compliant */</pre> <pre>#define A(Y) #Y /* Non-compliant */</pre> The following code example passes the check and will not give a warning about this issue: <pre>#define A(x) (x) /* Compliant */</pre>

MISRAC++2008-17-0-1

Synopsis	Detected a #define or #undef of a reserved identifier in the standard library.
Enabled by default	Yes
Severity/Certainty	Low/Low 
Full description	(Required) Reserved identifiers, macros and functions in the standard library shall not be defined, redefined or undefined. Detected a #define or #undef of a macro name that is a C/C++ reserved identifier, C/C++ keyword, or the name of a macro, object, or function in the standard library. Redefining or undefining reserved words and function names like <code>__LINE__</code> , <code>__FILE__</code> , <code>__DATE__</code> , <code>__TIME__</code> , <code>__STDC__</code> , <code>errno</code> , and <code>assert</code> , causes undefined behavior.
Coding standards	MISRA C++ 2008 17-0-1 (Required) Reserved identifiers, macros and functions in the standard library shall not be defined, redefined or undefined.

Code examples

The following code example fails the check and will give a warning:

```
#define __TIME__ 11111111 /* Non-compliant */
```

The following code example passes the check and will not give a warning about this issue:

```
#define A(x) (x) /* Compliant */
```

MISRAC++2008-17-0-3

Synopsis

One or more library functions are being overridden.

Enabled by default

Yes

Severity/Certainty

Low/Medium



Full description

(Required) The names of standard library functions shall not be overridden.

Coding standards

MISRA C++ 2008 17-0-3

(Required) The names of standard library functions shall not be overridden.

Code examples

The following code example fails the check and will give a warning:

```
extern "C" void strcpy(void);
void strcpy(void) {}
```

The following code example passes the check and will not give a warning about this issue:

```
void example(void) {}
```


MISRAC++2008-17-0-5

Synopsis


Found uses of setjmp.h.

Enabled by default

Yes


Severity/Certainty	Low/Medium 
Full description	(Required) The setjmp macro and the longjmp function shall not be used.
Coding standards	CERT ERR34-CPP Do not use longjmp MISRA C++ 2008 17-0-5 (Required) The setjmp macro and the longjmp function shall not be used.
Code examples	The following code example fails the check and will give a warning: <pre>#include <setjmp.h> jmp_buf ex; void example(void) { setjmp(ex); }</pre> The following code example passes the check and will not give a warning about this issue: <pre>void example(void) { }</pre>

MISRAC++2008-18-0-1 (C++ only)

Synopsis	C library includes were found.
Enabled by default	Yes
Severity/Certainty	Low/Low 
Full description	(Required) The C library shall not be used. Includes of the C version of the standard library were found. You should only use the C++ version.


Coding standards	MISRA C++ 2008 18-0-1 (Required) The C library shall not be used.
Code examples	The following code example fails the check and will give a warning: <pre>#include <stdio.h> void example(void) {}</pre> The following code example passes the check and will not give a warning about this issue: <pre>#include <cstdio> void example(void) {}</pre>

MISRAC++2008-18-0-2

Synopsis	Uses of atof, atoi, atol and atoll were found.
Enabled by default	Yes
Severity/Certainty	Low/Medium 
Full description	(Required) The library functions atof, atoi and atol from library cstdlib shall not be used.
Coding standards	CERT INT06-C Use strtol() or a related function to convert a string token to an integer MISRA C++ 2008 18-0-2 (Required) The library functions atof, atoi and atol from library <cstdlib> shall not be used.
Code examples	The following code example fails the check and will give a warning: <pre>#include <stdlib.h> int example(char buf[]) { return atoi(buf); }</pre> The following code example passes the check and will not give a warning about this issue:


```
void example(void) {
}
```

MISRAC++2008-18-0-3


Synopsis	Uses of abort, exit, getenv, and system were found.
Enabled by default	Yes
Severity/Certainty	Low/Medium 
Full description	(Required) The library functions abort, exit, getenv and system from library cstdlib shall not be used.
Coding standards	MISRA C++ 2008 18-0-3 (Required) The library functions abort, exit, getenv and system from library <stdlib> shall not be used.
Code examples	The following code example fails the check and will give a warning: <pre>#include <stdlib.h> void example(void) { abort(); }</pre> <p>The following code example passes the check and will not give a warning about this issue:</p> <pre>void example(void) { }</pre>

MISRAC++2008-18-0-4

Synopsis	Uses of time.h functions: asctime, clock, ctime, difftime, gmtime, localtime, mktime, strftime, and time were found.
Enabled by default	Yes

Severity/Certainty	<p>Low/Medium</p> 
Full description	(Required) The time handling functions of library ctime shall not be used.
Coding standards	<p>MISRA C++ 2008 18-0-4</p> <p>(Required) The time handling functions of library <ctime> shall not be used.</p>
Code examples	<p>The following code example fails the check and will give a warning:</p> <pre>#include <stddef.h> #include <time.h> time_t example(void) { return time(NULL); }</pre> <p>The following code example passes the check and will not give a warning about this issue:</p> <pre>void example(void) { }</pre>

MISRAC++2008-18-0-5

Synopsis	Uses of strcpy, strcmp, strcat, strchr, strspn, strcspn, strpbrk, strrchr, strstr, strtok, or strlen were found.
Enabled by default	Yes
Severity/Certainty	<p>Low/Medium</p> 
Full description	(Required) The unbounded functions of library <cstring> shall not be used. within the <cstring> library can read or write beyond the end of a buffer, resulting in undefined behavior. Ideally, a safe string handling library should be used.
Coding standards	MISRA C++ 2008 18-0-5

(Required) The unbounded functions of library <cstring> shall not be used.

Code examples

The following code example fails the check and will give a warning:

```
#include <string.h>

void example(void) {
    char buf[100];
    strcpy(buf, "Hello, world!\n");
}
```

The following code example passes the check and will not give a warning about this issue:

```
void example(void) {
}
```

MISRAC++2008-18-2-1

Synopsis

Uses of the built-in function `offsetof` were found.

Enabled by default

Yes

Severity/Certainty

Low/Medium



Full description

(Required) The macro `offsetof` shall not be used.

Coding standards

MISRA C++ 2008 18-2-1

(Required) The macro `offsetof` shall not be used.

Code examples


The following code example fails the check and will give a warning:

```
#include <stddef.h>
//#include <sys/stat.h>
struct stat { int st_size; };
int example(void) {
    return offsetof(struct stat, st_size);
}
```

The following code example passes the check and will not give a warning about this issue:


```
void example(void) {
}
```

MISRAC++2008-18-4-1


Synopsis	Uses of malloc, calloc, realloc, or free were found.
Enabled by default	Yes
Severity/Certainty	Low/Medium 
Full description	(Required) Dynamic heap memory allocation shall not be used.
Coding standards	MISRA C++ 2008 18-4-1 (Required) Dynamic heap memory allocation shall not be used.
Code examples	The following code example fails the check and will give a warning: <pre>#include <stdlib.h> void *example(void) { return malloc(100); }</pre> <p>The following code example passes the check and will not give a warning about this issue:</p> <pre>void example(void) { }</pre>

MISRAC++2008-18-7-1

Synopsis	Uses of signal.h were found.
Enabled by default	Yes

Severity/Certainty	Low/Medium 
Full description	(Required) The signal handling facilities of <code>csignal</code> shall not be used.
Coding standards	MISRA C++ 2008 18-7-1 (Required) The signal handling facilities of <code><csignal></code> shall not be used.
Code examples	The following code example fails the check and will give a warning: <pre>#include <signal.h> #include <stddef.h> void example(void) { signal(SIGFPE, NULL); }</pre> The following code example passes the check and will not give a warning about this issue: <pre>void example(void) { }</pre>

MISRAC++2008-19-3-1

Synopsis	Uses of <code>errno</code> were found.
Enabled by default	Yes
Severity/Certainty	Low/Medium 
Full description	(Required) The error indicator <code>errno</code> shall not be used.
Coding standards	MISRA C++ 2008 19-3-1 (Required) The error indicator <code>errno</code> shall not be used.
Code examples	The following code example fails the check and will give a warning:


```
#include <errno.h>
#include <stdlib.h>
//int errno;

int example(char buf[]) {
    int i;
    errno = 0;
    i = atoi(buf);
    return (errno == 0) ? i : 0;
}
```

The following code example passes the check and will not give a warning about this issue:

```
void example(void) {
}
```

MISRAC++2008-27-0-1

Synopsis	Uses of stdio.h were found.
Enabled by default	Yes
Severity/Certainty	Low/Medium 
Full description	(Required) The stream input/output library cstdio shall not be used.
Coding standards	MISRA C++ 2008 27-0-1 (Required) The stream input/output library <cstdio> shall not be used.
Code examples	The following code example fails the check and will give a warning: <pre>#include <stdio.h> void example(void) { printf("Hello, world!\n"); }</pre> The following code example passes the check and will not give a warning about this issue:

```
void example(void) {  
}
```